

REVIEW

[View Article Online](#)
[View Journal](#) | [View Issue](#)

Cite this: *Polym. Chem.*, 2024, **15**, 4599

Emerging trends in the chemistry of polymeric resists for extreme ultraviolet lithography

Jie Cen,^a Zhengyu Deng^{*b,c,d} and Shiyong Liu ^{*a}

With the demand for increasingly smaller feature sizes, extreme ultraviolet (EUV) lithography has become the cutting-edge technology for fabricating highly miniaturized integrated circuits. However, the limited brightness of the EUV light source, the distinct exposure mechanism, and the high resolution required for patterns pose significant challenges for resist materials—particularly for conventional polymeric resists, which often suffer from low EUV absorption, high molecular weight, and nonhomogeneous composition. In this review, we focus on polymer resists for EUV lithography and offer our perspectives on recent exciting advances in the polymer chemistry of these resists. For example, in recent years, there has been significant progress in incorporating high EUV-absorbing moieties and photosensitizers into resists to enhance EUV absorbance and quantum efficiency. In addition, advancements have been made in developing single-component chemically amplified resists (CARs) with covalently attached photoacid generators (PAGs), as well as main-chain scission-type resists. Furthermore, the creation of precision oligomeric resists with precisely defined primary sequences and discrete molecular weights has opened new possibilities for EUV resist design. Lastly, we provide a critical outlook on the future opportunities and challenges in the development of EUV resists.

Received 2nd September 2024,
Accepted 12th October 2024

DOI: 10.1039/d4py00957f

rsc.li/polymers

^aDepartment of Pharmacy, The First Affiliated Hospital of University of Science and Technology of China, Laboratory of Precision and Intelligent Chemistry, Department of Polymer Science and Engineering, University of Science and Technology of China, Hefei 230026, Anhui Province, China. E-mail: slu@ustc.edu.cn

^bDepartment of Polymer Science and Engineering, School of Chemistry and Materials Science, University of Science and Technology of China, Hefei 230026, Anhui Province, China. E-mail: zydeng@ustc.edu.cn

^cSchool of Biomedical Engineering, Division of Life Sciences and Medicine, University of Science and Technology of China, Hefei 230026, Anhui Province, China

^dSuzhou Institute for Advanced Research, University of Science and Technology of China, Suzhou 215123, Jiangsu Province, China

1. Introduction

Continuous innovations in the semiconductor industry have profoundly transformed our daily lives, leading to advancements such as smartphones and self-driving vehicles. One of the key contributors to these innovations is the development of photoresists, typically polymer formulations, which have been the essential workhorse in fabricating highly miniaturized integrated circuits.¹ Over the past few decades, photolithography has significantly advanced to achieve increasingly



Jie Cen

Jie Cen obtained his Ph.D. degree in 2023 from the University of Science and Technology of China, under the guidance of Prof. Shiyong Liu, focusing on the chemical synthesis and self-assembly of discrete polymers and their applications in biomedicine. He is currently continuing his postdoctoral research at the University of Science and Technology of China under the supervision of Prof. Shiyong Liu.



Zhengyu Deng

Zhengyu Deng obtained his Ph.D. degree under the supervision of Prof. Shiyong Liu. He conducted postdoctoral training with Prof. Weihong Tan at Hunan University and Prof. Elizabeth R. Gillies at the University of Western Ontario, respectively. He is currently a professor at the Suzhou Institute for Advanced Research, University of Science and Technology of China. His research interests include polymeric biomaterials, degradable polymers, and stimuli-responsive nanoassemblies.

smaller critical dimensions (CDs), driven by Moore's law.² According to the Rayleigh equation ($CD = k_1\lambda/NA$), the smallest possible feature size is determined by the exposure wavelength (λ) and the numerical aperture (NA) of the imaging system, where k_1 is the Rayleigh coefficient.³ The relentless demand for shrinking feature sizes has necessitated a progression from the visible G-line (436 nm), the ultraviolet (UV) I-line (365 nm), deep UV (DUV; 248 nm), and 193 nm to the state-of-the-art extreme UV (EUV; 13.5 nm) light as exposure sources.^{4–6} Along with this shift in exposure wavelengths, the chemistry of patterning materials has also evolved.^{4–6} Photoresists are designed to alter their solubility when exposed to a light source, creating a solubility contrast between exposed and unexposed areas.^{4–6} In addition, photoresists must meet several critical requirements: the ability to form uniform and thin films with good adhesion to the substrate, transparency at the exposure wavelength to maximize photoabsorption by the photoactive moieties, high sensitivity and contrast to deliver superior resolution and imaging quality, and sufficient etch resistance for effective pattern transfer.^{4–6}

It is worth noting that the transition from 193 nm to EUV lithography introduces significant challenges for patterning materials.^{4–6} EUV radiation, with its high-energy photons (~92 eV), fundamentally changes the exposure mechanism from selective photoabsorption to indiscriminate ionization of all resist components.^{7,8} In addition, the intrinsic dimness of the EUV light source necessitates the use of highly sensitive resists to ensure high-throughput fabrication.^{9–11} Polymer-based chemically amplified resists (CARs),¹² which have revolutionized the patterning materials for DUV and 193 nm lithography, were initially considered as promising platforms for EUV lithography.⁴ However, CARs encounter an inherent trade-off between resolution, line edge roughness (LER), and sensitivity (RLS), primarily due to the diffusion behavior of photoacids and the photoacid-involved chemical amplification mechanism.^{13,14} Furthermore, high EUV absorption in thinner

resist films is needed due to the significantly lower photon density in EUV lithography compared to 193 nm lithography with the same dosage.^{9,10} To overcome these challenges, extensive research has focused on developing novel patterning materials, including single-component CARs, self-immolative resists, and non-chemically amplified resists.^{4–6}

In this contribution to celebrate the 15th Anniversary of *Polymer Chemistry*, we focus on the evolution and recent advancements in polymeric resists for EUV lithography (Fig. 1). For a more comprehensive understanding of EUV resists, including molecular glasses and metal oxide resists, the readers are directed to excellent review articles that cover their design and patterning performance.^{2,4–6,15–18} Here, we will provide a brief overview of the historical evolution of polymeric resists for photolithography and then provide our perspectives on recent developments in the polymer chemistry of EUV resists by highlighting selected examples. For instance, recent years have seen the incorporation of high EUV-absorbing elements and photosensitizers into resists to enhance EUV absorbance and quantum efficiency. Progress has also been made with single-component CARs, where photoacid generators (PAGs) are covalently attached, as well as with main-chain scission-type resists. In addition, the development of precision oligomeric resists with precisely defined primary sequences and discrete molecular weights has opened new avenues in resist design. Finally, we present a critical outlook on the future opportunities and challenges in the development of EUV resists, emphasizing the ongoing need for innovation to meet the demands of next-generation semiconductor manufacturing.

2. Evolution of polymeric resists

The basic process for photolithography involves transferring a pattern from a photomask to a substrate for further processing (e.g., etching), as shown in Fig. 2.¹⁹ Specifically, after dissolving in organic solvents, the resist formulation is spin coated onto the substrate surface, followed by prebaking to remove excess organic solvent and stabilize the resist film. Afterwards, the wafer is exposed to a specific light source with the help of a mask to define the patterning information. For CARs, post-exposure baking (PEB) is then applied to trigger and facilitate the chemical reactions for creating the solubility contrast between the exposed and unexposed regions.¹² Note that the PEB step is not always necessary, especially for resists with distinct solubility switching mechanisms, including main-chain scission and cross-linking.⁴ The wafer is subsequently developed in different developers to remove either the exposed or unexposed resists, forming a positive or negative pattern. Eventually, an etchant is used to remove the uppermost layer of the substrate in the areas that are not protected by a resist, followed by resist stripping, thus finalizing the transfer of pattern information to the substrate.

Resist performance is assessed by several factors, such as optical absorbance, resolution, LER, line width roughness (LWR), sensitivity, outgassing, cross-section profile, defectivity



Shiyong Liu

Shiyong Liu obtained his B.S. in 1993 and M.S. in 1996 from Wuhan University. After obtaining his Ph.D. in 2000 at Fudan University under the guidance of Prof. Ming Jiang, he spent three and a half years at the University of Sussex and University of Delaware as a post-doctoral fellow under the guidance of Prof. Steven P. Armes and Prof. Eric W. Kaler, respectively. Since 2003, he has been a professor at the University of

Science and Technology of China. His current research interests include origin-of-life chemistry and biological homochirality, and precision polymer chemistry for advanced functions.

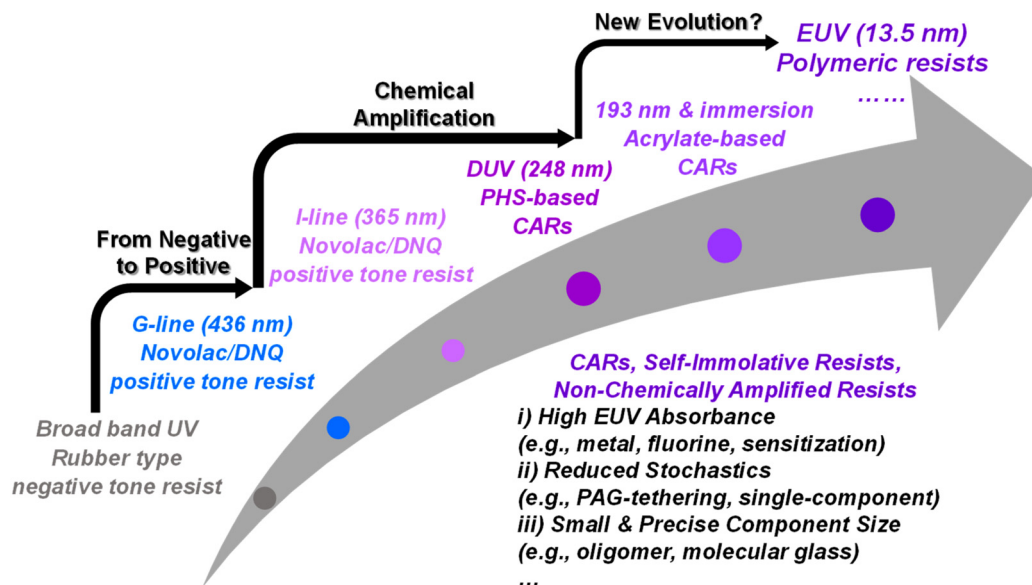


Fig. 1 Emerging trends in the chemistry of polymeric resists for EUV lithography.



Fig. 2 The typical photolithography process.

control, and etch resistance.² To keep pace with Moore's law, resist materials have evolved considerably to achieve high overall performance needed for increasingly smaller features.^{4–6} In the following sections, the evolution of polymeric resists will be briefly discussed, which can offer valuable insights for designing novel EUV resists.^{4,20}

The development of polymeric resists for photolithography can be traced back to the use of dichromated gelatin (DCG) in imaging applications.²⁰ In the mid-19th century, Mungo Ponton discovered that dichromate salts could harden organic materials like gelatin (*i.e.*, by cross-linking) upon exposure to light, laying

the foundation of DCG.²⁰ Following this, Fox Talbot, an English inventor expanded the use of DCG to produce printing plates, and DCG remains widely used in holographic applications today.²⁰ However, the low etch resistance of protein-based DCG against hydrofluoric acid (HF) and poor shelf-life prevented its use in the fabrication of integrated circuits.²⁰

Subsequently, poly(vinyl cinnamate), developed by Louis Minsk at Kodak Research, stood out due to its light sensitivity, excellent shelf-life, and enhanced etch resistance.²¹ This polymer was synthesized *via* post-polymerization esterification of poly(vinyl alcohol) with cinnamoyl chloride and photo-

induced $[2 + 2]$ cycloaddition of cinnamate moieties, which resulted in cross-linking reactions. However, low adhesion to SiO_2 substrates hindered its further exploration as a practical resist for the semiconductor industry. To tackle this adhesion issue, Kodak invented a photosensitized adhesive known as Kodak Thin Film Resist (KTFR; Fig. 3a).²² In its original form, the KTFR resist combined photoactive bis-aryl azide with a pre-treated synthetic rubber that had a lower degree of unsaturation, providing high storage stability. Upon exposure to light, the bis-aryl azide component generates highly reactive nitrene intermediates, which cross-link the rubber, making it insoluble. This groundbreaking KTFR material proved highly effective as a negative tone resist and quickly achieved commercial success in the fabrication of integrated circuits. It should be noted that in the commercial version of KTFR, the rubber component was replaced by cyclized poly(*cis*-isoprene), allowing for fine-tuning of viscosity and film thickness.²²

Due to the broad photoabsorption of the bis-aryl azide component, KTFR could act as a G-line, I-line, or broadband photoresist. However, the evident swelling of cross-linked rubbers during the development step, when using a non-polar solvent, hindered further improvements in the resolution, limiting it to around $2\ \mu\text{m}$.²² This limitation made it imperative to develop a new patterning material that could work at shorter wavelengths, generate smaller features, and rely on a solvent that would not cause swelling in the insoluble regions. To this end, the next generation of photoresists emerged, consisting of a cresol Novolac polymer and photosensitive diazonaphthoquinone (DNQ), which could be developed using an aqueous base.^{22,23} In this two-component formulation, uncross-linked Novolac, which contains many phenolic groups, is combined with DNQ, making the Novolac insoluble in the aqueous base. Thus, DNQ acts as a dissolution inhibitor. Upon exposure to UV light (I-line), DNQ undergoes a Wolff rearrangement, forming an indenecarboxylic acid (Fig. 3b). This acidic product is more transparent to the imaging wavelength in a process known as photobleaching. The indenecarboxylic acid acts as a dissolution accelerator, creating regions that are highly soluble in the aqueous base when combined with Novolac. This resist system was soon adopted by industry to fabricate early sub-

micron devices. It is important to note that a by-product of the photoreactions for both bis-aryl azide and DNQ is nitrogen gas (N_2), which outgasses from the resist film during exposure, making it less than ideal for high resolution lithography.⁴

To advance the fabrication of smaller nanostructures, a transition from I-line to DUV lithography became necessary. Concurrently, reactive ion etching (RIE) was adopted to replace traditional etching methods using aqueous acids like HF.²⁴ It was also established that aromatic polymers with higher carbon-to-hydrogen (C/H) content ratios demonstrated high resistance to RIE when compared to aliphatic polymers.²⁵ From this perspective, the aromatic nature of the Novolac/DNQ resist was suitable for RIE, but incompatible with DUV wavelengths (248 nm) due to strong absorbance below 300 nm. In addition, the DUV light source used in exposure tools was relatively dim, necessitating a highly sensitive resist system. Toward this goal, CARs were developed by Willson, Frechet, and Ito in the early 1980s, providing the required transparency and sensitivity for DUV lithography.^{12,26} The first generation of CARs utilized *tert*-butoxycarbonyloxy (*t*-BOC)-protected poly(*p*-hydroxystyrene) (PHS), an isomer of Novolac, along with a newly invented PAG (Fig. 4a).¹² Upon exposure to DUV radiation, the PAG decomposes to generate an acid, which catalyzes the deprotection of the *t*-BOC group, releasing CO_2 and isobutene during the PEB step. This process induces a solubility switch, rendering the exposed resist soluble in an aqueous base. Crucially, the proton is regenerated during the deprotection reaction, allowing it to catalyze the subsequent reactions. This proton regeneration leads to chemical amplification, meaning a single photon of light can be exploited to uncover multiple phenolic groups, thereby ensuring a low exposure dose only is required to actuate these cascade events.¹²

Subsequently, to address the T-topping issue in first-generation CARs caused by airborne base contamination (e.g., *N*-methyl pyrrolidone, NMP) in manufacturing environments, an environmentally stable chemically amplified photoresist (ESCAP) platform was developed (Fig. 4b).^{27,28} This platform was based on a copolymer of *tert*-butyl acrylate and *p*-hydroxystyrene.²⁷ The inclusion of acrylate in the resist matrix reduced NMP solubility and lowered the glass transition temperature (T_g). In addition, the



Fig. 3 (a) Photo-actuated cross-linking reaction in the G-line KTFR resist and (b) photo-induced rearrangement of the DNQ dissolution inhibitor into a dissolution accelerator in the I-line Novolac/DNQ resist.

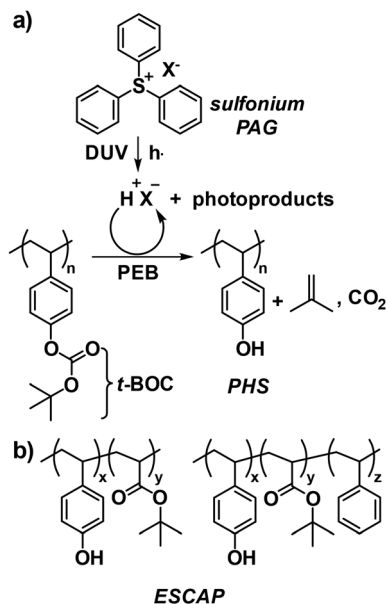


Fig. 4 (a) Representative polymer system as a prototype CAR with photoacid-catalyzed deprotection of the *t*-BOC group and (b) the ESCAP platform to address the T-topping issue.

enhanced thermal stability of ester groups compared to carbonate groups allowed for prebaking and annealing above T_g , while maintaining the thermal inertness of the protection groups. This process further lowered the permeance of basic contaminants, thereby mitigating the T-topping issue.

With the shift from DUV to 193 nm lithography to continue adhering to Moore's law, new CAR platforms were required to replace the styrenic versions used for DUV lithography, as the phenyl ring absorbs strongly at 193 nm.²⁹ An early candidate for 193 nm resists drew inspiration from the aliphatic poly(methyl methacrylate) (PMMA) resist used in electron beam lithography (Fig. 5a).²⁹ However, the low etch resistance of these non-aromatic methacrylic terpolymers limited their further development. To achieve both good etch resistance and 193 nm transparency, a second generation of 193 nm resists was developed (Fig. 5b).³⁰ These resists featured polynorbornenes as the backbone and alicyclic moieties (*i.e.*, fused carbon rings) as side chains. While polynorbornene copolymers provided high etch resistance due to their high C/H ratios, they suffered from some drawbacks such as complicated synthesis, limited design flexibility, swelling during development, and reproducibility issues. The third generation of 193 nm resists, which is now widely used, features methacrylic backbones with pendant alicyclic groups (Fig. 5c).³⁰ This design balances the need for transparency at 193 nm with improved etch resistance and practicality for high-volume manufacturing processes.



Fig. 5 Representative polymers evaluated as CARs for 193 nm lithography. (a) First-generation methacrylic terpolymer, (b) second-generation polynorbornene-based copolymers, and (c) third-generation methacrylic copolymer with pendant alicyclic groups, in which an acid-catalyzed deprotection reaction is shown.

As the semiconductor industry progressed, 157 nm lithography emerged as a potential candidate for achieving smaller feature sizes. To ensure transparency at 157 nm for CAR platforms, electronegative fluorine atoms were incorporated to replace hydrogen atoms.²⁹ In this context, hexafluoroalcohol (HFA) functionality proved exceptionally suitable, as it contains a hydrogen atom with acidity ($pK_a \sim 10$) comparable to that of a phenol group in PHS, enhancing solubility in aqueous base developers.²⁹ However, due to the intrinsic birefringence of 157 nm lenses made from CaF_2 , 157 nm lithography was eventually abandoned.³¹ Following this, 193 nm immersion lithography was developed to enable smaller critical dimensions by increasing the effective NA in the imaging system.²⁹ The success of immersion lithography allowed for an improvement in the ultimate resolution of optical systems by a factor of approximately 1.44 ($n_{\text{H}_2\text{O}}/n_{\text{air}} = 1.35/0.93$ at 193 nm). However, the introduction of water as an immersion fluid presented challenges for resist materials, including the undesirable leaching of resist components into the water.²⁹

To address this issue, a polymeric topcoat was employed to mitigate the extraction of leachable components from the underlying resist film.²⁹ HFA-functionalized topcoats were particularly well-suited for this task, as they were highly transparent at 193 nm, relatively hydrophobic, and insoluble in neutral water (Fig. 6a). Moreover, these topcoats could be dissolved in an organic alcohol and then coated without affecting the resist film underneath. In addition, the intrinsic acidity of the HFA group made the topcoat soluble in the aqueous developer, perfectly aligning with the standard development steps. Eventually, the fluorinated polymer was further engineered into the self-topcoating material to allow direct blending with the CAR resist formulation (Fig. 6b).²⁹ This innovation led to a self-segregation process during film casting, which simplified the coating process and improved the overall efficiency.

3. Polymeric resists for EUV lithography

3.1. Chemically amplified resists

The current generation of EUV photoresists has largely evolved from CARs originally developed for DUV and 193 nm lithography. However, optimizing CARs for EUV lithography presents significant challenges due to the inherent RLS trade-off.^{13,14} In

addition, optical and chemical stochasticity—particularly from the inhomogeneous distribution of polymers, PAGs, and base quenchers, as well as the lateral diffusion of photogenerated acids during the PEB step—exacerbate the RLS trade-off.³² To address these challenges, significant efforts have been made to covalently link PAGs and/or base quenchers to the polymer matrix, forming single-component resists (Fig. 7).^{33–36} This strategy aims to reduce chemical stochastic effects by ensuring a more uniform distribution of the PAG and/or base quencher within the polymer matrix. As a result, it was demonstrated that CARs with anion-bound PAGs exhibited higher resolution and sensitivity as well as lower swelling and chemical blur, compared to traditional blend-type resists.³⁵ However, the solubility of these charged resists in organic solvents is often limited. In this respect, enhancing acid production efficiency while minimizing the amount of bound PAG or replacing ionic PAGs with neutral ones could possibly resolve this issue. Alternatively, the covalent linking of all functional components restricts the range of available materials, as only certain PAGs and quenchers are suitable for modification. This constraint results in limited opportunities for fine-tuning material properties, reducing the versatility of single-component resists in meeting diverse lithographic requirements. Therefore, while the approach addresses chemical stochasticity and offers advantages like improved resolution, the trade-off comes in the form of reduced flexibility and restricted optimization potential, which may limit their broader application in the evolving field of semiconductor lithography.

Another critical consideration for EUV resists is their absorbance properties. While transparency is crucial for DUV and 193 nm lithography, high absorbance and sensitivity to EUV light are essential for EUV resists due to the lower power of EUV light sources. The higher energy of 13.5 nm EUV photons, compared to 193 nm photons, means fewer photons are available during exposure, necessitating thinner resists to avoid pattern collapse and achieve smaller feature sizes. Therefore, integrating elements with high EUV absorption cross-sections into photoresists has garnered considerable attention.⁶ For

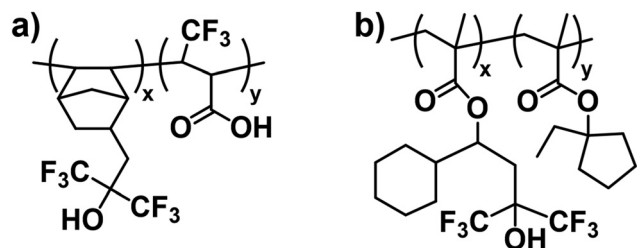


Fig. 6 Chemical structures of fluorinated polymers as (a) polymeric topcoat and (b) self-topcoating materials.

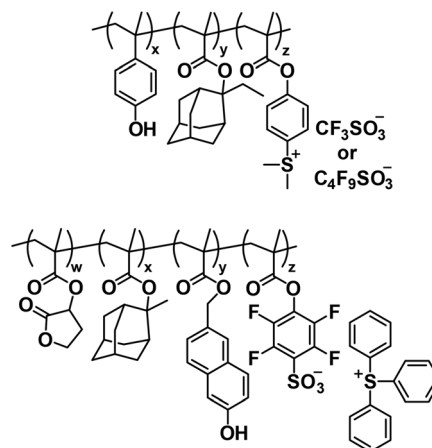


Fig. 7 Representative chemical structures of PAG-bound CARs.

example, the incorporation of a specific metal sensitizer with high EUV absorbance could improve sensitivity by 17% without significantly impacting LWR or local critical dimension uniformity (LCDU).³⁷ This improvement was attributed to enhanced secondary electron generation and subsequent photoacid production.³⁸ Metal-incorporated resists also exhibit superior etch resistance, which is particularly advantageous. Apart from metal elements, non-metal elements such as fluorine can also be incorporated into CAR systems to enhance their EUV absorption efficiency.³⁹ However, it was found the introduction of the fluorine element could interfere with photoacid generation by PAGs, reducing their effectiveness.³⁹

In addition to optimizing the polymer matrix, other approaches have been explored to enhance CAR sensitivity for EUV lithography. Acid amplifiers,^{40–42} which can autocatalytically generate more acids in the presence of trace amounts of acid, as well as photosensitizer precursors, which enhance the photoacid yield of PAGs, have been proposed.⁴³ The development of photosensitized CAR (PSCAR) exemplifies this strategy.^{43,44} PSCAR incorporates an additional photosensitizer precursor. Upon EUV exposure, the photosensitizer precursor is activated to liberate active photosensitizer, which can induce the generation of more photoacids during subsequent mid-UV flood exposure. The selective absorption of 365 nm UV light by an active photosensitizer significantly increases the acid content in the EUV exposed areas (Fig. 8). The effectiveness of PSCARs in improving EUV resist sensitivity while maintaining high resolution was successfully demonstrated, when blended with base quenchers. In their follow-up works, a new version of PSCAR (PSCAR 2.0) with an additional photo-decomposable base (PDB) quencher that can be photosensitized through mid-UV flood exposure along with photosensitization of PAGs was developed.^{45–47} During EUV pattern exposure, the PDB quenchers decomposed into inert products, while PAGs transformed into photoacids, which could activate the liber-

ation of active photosensitizers in the exposed areas. Subsequently, increased generation of photoacids and decomposition of PDBs selectively occurred through photosensitization during mid-UV flood exposure, thus enhancing acid image contrast. As a result, the performance of PSCAR 2.0 was evaluated through stochastic simulation and exposure experiments with 16 nm dense line space patterns, suggesting enhanced sensitivity and high resolution.⁴⁷ However, the presence of multiple components in PSCAR and PSCAR 2.0 is a possible limitation, which needs more efforts to improve.

Despite these advances, polymeric resists still face limitations due to their high molecular weight, broad molecular weight distribution, heterogeneous composition, especially for copolymers, as well as large macromolecular size.⁴⁸ These factors constrain the ultimate resolution and contribute to increased LER. To address these issues, Ober and colleagues developed new types of oligomeric CARs with precisely defined molecular weights and compositions based on peptide-mimicking peptoid chemistry (Fig. 9).^{49–53} Both an acid-sensitive solubility switching group (*t*-BOC or *tert*-butyl ester) as well as aromatic and aliphatic hydrophobic groups were precisely positioned to tailor polymer properties, allowing the control of both development conditions and lithographic performance in these oligomeric CARs. Typically, 24 nm half-pitch line space patterns were obtained using a peptoid with ten monomeric units for both electron beam and EUV lithography.⁵³ Moreover, it was notably revealed that the sequence of monomeric units within the polymer matrixes, while keeping the exact same overall compositions, significantly influenced the dissolution behavior as well as the ultimate resolution.

All CARs discussed above are based on polymers with pendant acid-labile groups, including *t*-BOC, *tert*-butyl ester, and acetal,⁵⁴ which undergo acid-catalyzed deprotection reactions to switch solubility without significant changes of polymer sizes. Alternatively, acid-labile groups can also be inte-



Fig. 8 Typical workflow of PSCAR and the generation of photosensitizers during EUV exposure, which could selectively sensitize the liberation of photoacids in the subsequent 365 nm flood exposure.

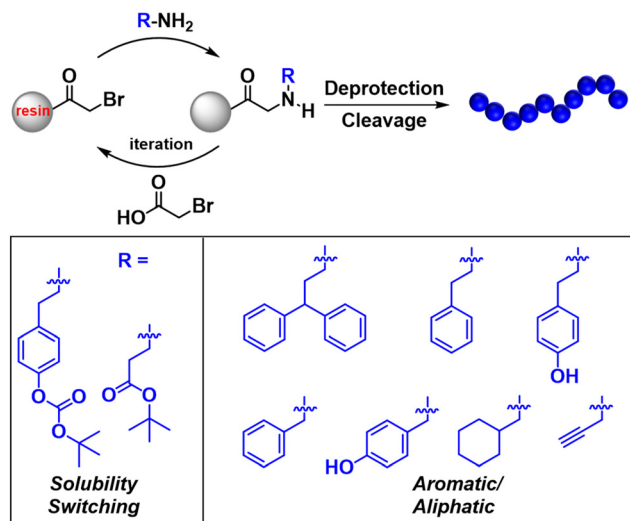


Fig. 9 Precise synthesis of peptoid-based resists with varying side chains via iterative solid-phase synthesis.

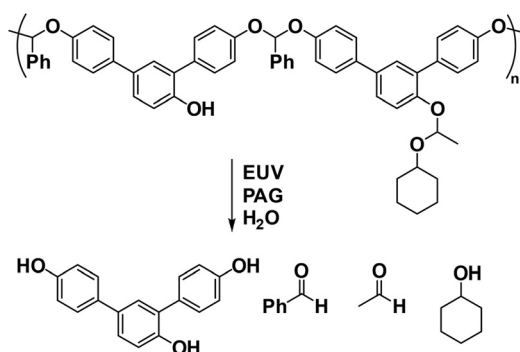


Fig. 10 Polymeric CAR with acid-labile linkages in the backbone.

grated into polymer backbones to afford main-chain scission-type CARs (Fig. 10).^{55–57} In this manner, the acid-catalyzed reaction in the exposed areas would generate low molecular weight fragments, thus creating a solubility gradient. Besides linear polymer-based CARs, star-shaped polymers^{58–60} with acid-cleavable cores and partially protected PHS arms have also been explored.^{61,62} Preliminary evaluation of EUV lithographic performance showed higher sensitivity, a wider depth of focus (DOF), and better LWR for star polymer-based CARs when compared to their linear counterparts.^{61,62}

3.2. Self-immolative resists

Beyond the design of chemical amplification in CARs, a single scission reaction-triggered depolymerization process offers an alternative approach for signal amplification.^{63–66} This concept has led to the emergence of self-immolative polymers (SIPs), which are degradable macromolecules that undergo a cascade end-to-end depolymerization process upon the removal of their end-caps or cleavage of their backbones.^{67–72} As promising patterning materials for lithography,^{73,74} SIPs are believed

to enable a simultaneous improvement of RLS parameters due to the absence of PAG-involved amplification. Typical self-immolative resists include poly(olefin sulfones),^{75–77} unzipping polyesters,^{78,79} and polyacetals.⁸⁰ Among these, poly(phthalaldehyde) (PPA), a class of polyacetals, has demonstrated exceptional sensitivity due to its rapid depolymerization kinetics in the solid phase.⁸¹ In addition, acid-labile PPA with acetal linkages in the backbone can also undergo acid-catalyzed degradation into monomers in the presence of PAG.⁸¹ Alternatively, photosensitive PPA was also designed as a self-developing resist, eliminating the need for wet development after exposure and the PEB steps.^{63,82,83} However, PPA and related polymers face challenges, including a tendency to contaminate the optics of EUV instruments through outgassing and a lack of bench stability. These issues limit their practical application, necessitating further research and development to overcome these obstacles and fully harness the potential of SIPs in lithography.

The Ober group made significant advancements in addressing these challenges by designing and synthesizing a series of brominated PPA derivatives.^{85,86} These brominated linear PPAs demonstrated improved thermal stability and reduced outgassing compared to their non-substituted counterparts (Fig. 11a).⁸⁷ In addition, this group identified several neutral PAGs with naphthalimide sulfonate moieties that could generate both a photoacid and a base quencher under EUV exposure.⁸⁷ This dual functionality holds great promise for the design of single-component self-immolative polyacetal resists. However, a challenge arose with these PAG-capped linear PPAs: after exposure to EUV, an undesirable equilibrium between the monomer and the polymer was observed, which hindered the effective depolymerization process.⁸⁷ To this end, the same group developed a novel single-component photoresist by tethering multiple PAGs onto brominated cyclic PPAs (Fig. 11b).⁸⁴ They employed a generalized synthetic method based on sulfur(vi) fluoride exchange (SuFEx) click chemistry⁸⁸ to produce phthalaldehyde-derived monomers. This approach significantly expanded the accessible chemical space by allowing the introduction of diverse neutral PAGs to the phthalaldehyde structure. The innovative design effectively prevented the establishment of the monomer-polymer equilibrium by driving monomer formation through the cleavage of these EUV-active side chains, thus initiating a backbone depolymerization cascade. Remarkably, this single-component resist achieved ultra-high EUV sensitivity, with an exposure dose as low as $\sim 3 \text{ mJ cm}^{-2}$, by combining both photoacid-involved and depolymerization-mediated amplification mechanisms (Fig. 11b).⁸⁴ However, despite these promising results, the EUV lithographic performance evaluation of this resist was not reported in this study.

Poly(benzyl carbamate), another extensively explored self-immolative polymer (SIP), proceeds through a cascade of 1,6-eliminations and decarboxylation after removing stimuli-sensitive end-caps.^{89,90} Building on previous works involving selective bond cleavage in precision amphiphiles containing self-immolative polycarbonate segments under matrix-assisted

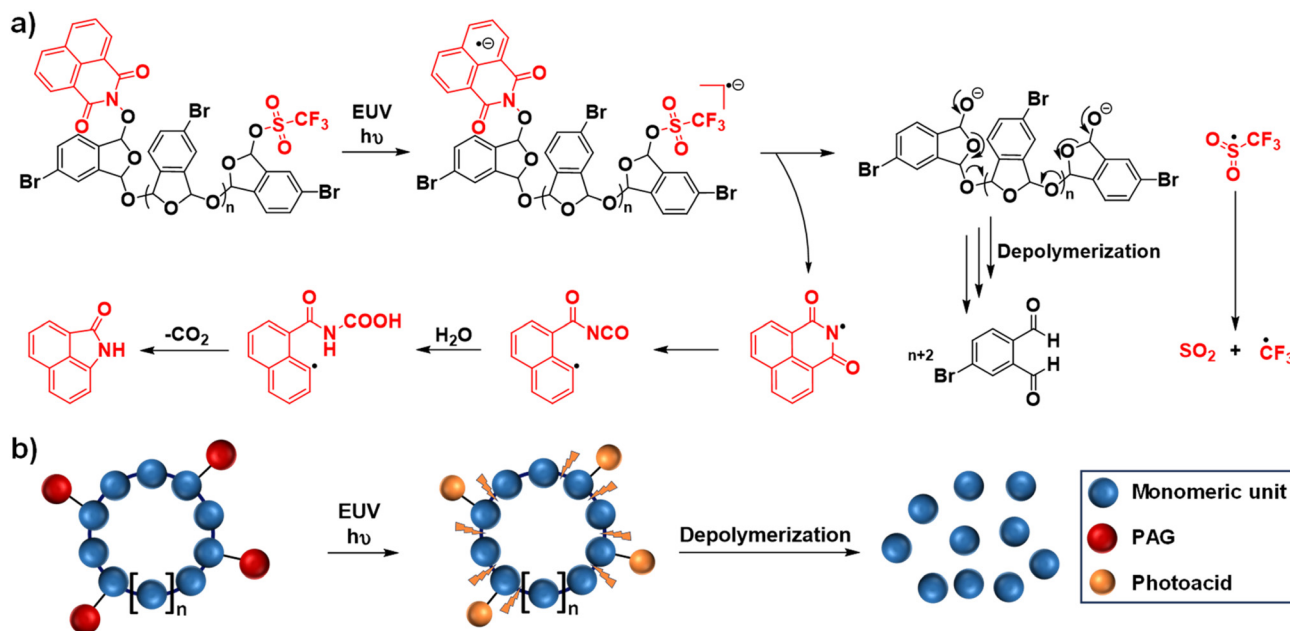


Fig. 11 (a) Proposed end-to-end depolymerization mechanism of PAG-capped linear PPA after EUV-triggered uncovering of terminal alcohol groups. (b) Schematic of the photoacid-initiated degradation of single-component PAG-tethered cyclic PPA under EUV irradiation.⁸⁴ Copyright 2022; reproduced with permission from the American Chemical Society.

laser desorption/ionization (MALDI) tandem mass spectrometry (MS) conditions,^{90–93} we recently reported a self-immolative poly(benzyl carbamate) derivative as a single-component and PAG-free resist for both electron beam and EUV lithography (Fig. 12).⁹⁴ Upon exposure to low doses of electron beam or EUV radiation, this polycarbamate underwent fragmentation into multiple azaquinone methide intermediates through the selective cleavage of benzyl-O linkages, followed by a cascade degradation process, thereby functioning as a positive tone resist. Interestingly, at higher doses, the fragmented products could efficiently cross-link, converting the polycarbamate into a negative tone resist. In addition, discrete polycarbamates with precisely defined molecular weights were further synthesized to investigate the impact of chain length and dispersity on lithographic performance. It was found that these discrete self-immolative resists demonstrated higher resolution and lower LER compared to disperse resists in both electron beam and EUV lithography. Moreover, the aromatic nature of this self-immolative resist contributed to its good etch resistance, making it a promising candidate for advanced lithographic applications.

3.3. Non-chemically amplified resists

In addition to CARs and self-immolative resists designed to achieve high sensitivity through inbuilt signal amplification mechanisms, non-chemically amplified resists have also been developed to address the RLS trade-off.¹⁸ One of the most widely used resist materials for electron beam lithography, PMMA, was also tested as an EUV resist.⁹⁵ When exposed to high-energy photons, such as those in electron beam and EUV,

PMMA undergoes random chain cleavage, producing low molecular weight fragments and generating solubility contrast.¹¹ PMMA, in its positive tone form, showed superior resolution and LER performance in EUV lithography.^{95,96} Notably, it was discovered that higher molecular weight PMMA provided better EUV printability in terms of LER.⁹⁷ However, PMMA resists face several limitations that have hindered their widespread use, including poor dry-etch resistance, low sensitivity, reliance on organic solvents for development, and high outgassing.¹¹

To improve PMMA's performance, various derivatives have been developed by introducing electron-withdrawing substituents and aromatic groups.^{98–102} For example, two commercially available PMMA derivatives, ZEP520A and mr-PosEBR, which incorporate both chlorine substitutions and aromatic groups, were evaluated as EUV resists (Fig. 13a).¹⁰³ Both materials demonstrated excellent sensitivity to EUV radiation and produced low outgassing compared to PMMA. They were able to achieve line space patterns with resolutions around 25 nm and acceptable LER. Further improvements were made to ZEP520A by introducing various substituents with undisclosed chemical structures, resulting in enhanced sensitivity, LCDU, and reduced defectivity after development.^{64,104–108} In addition, polymers with different backbones, not synthesized through radical polymerization, were explored as non-chemically amplified resists. In this context, Whittaker and colleagues developed a series of polycarbonates consisting of EUV-sensitive carbonate moieties and alicyclic groups, with the latter conferring high glass transition temperatures (T_g) and good etch resistance (Fig. 13b).¹⁰⁹



Fig. 12 Construction of disperse and discrete self-immolative poly(benzyl carbamate)s as dual-tone resists for both EUV and electron beam lithography.⁹⁴ Copyright 2024; reproduced with permission from Wiley-VCH GmbH.



Fig. 13 Non-chemically amplified resists based on main-chain scission. (a) PMMA derivatives ZEP520A and mr-PosEBR. (b) Polycarbonate polymers with EUV-sensitive carbonate moieties and alicyclic groups.

The solubility switching mechanism in non-chemically amplified resists typically relies on main-chain scission; alternatively, EUV radiation-actuated polarity changes present an additional approach for designing these resists. For instance, radiation-sensitive sulfonium functionalities, which are common in PAGs, have been incorporated into polymers to enable a transition from hydrophilic sulfonium to hydrophobic thioethers upon EUV exposure (Fig. 14a).^{110–114} Homopolymers of sulfonium-containing monomers, such as PMAPDST (Fig. 14a), and copolymers of MAPDST with MMA have shown ultra-low line edge roughness (LER) (e.g., ~0.9 nm)

Fig. 14 Non-chemically amplified resists based on the polarity change mechanism. (a) Transition from hydrophilic sulfonium to hydrophobic thioethers in PMAPDST-based polymers. (b) Hydrophobic-to-hydrophilic transition enabled by oxime sulfonate moieties in polymer backbones.

compared to existing CARs, along with high etch resistance and contrast.¹¹⁰ In addition to sulfonium-based systems, neutral radiation-sensitive moieties like oxime sulfonate have also been incorporated into polymers to enable a hydrophobic-to-hydrophilic transition under EUV exposure (Fig. 14b).¹¹⁵ The oxime sulfonate moiety, which offers enhanced EUV reactivity relative to sulfonium, was further incorporated into homopolymers that demonstrated improved sensitivity compared to sulfonium-containing polymers.¹¹⁴

As discussed in section 3.1, the integration of high EUV-absorbing elements provides another strategy to improve the sensitivity of non-chemically amplified resists, which lack the signal amplification mechanism.^{117,118} For example, polyoxometalate (POM) and HfO₂ nanoparticles were functionalized with methacrylates and copolymerized with radiation-sensitive sulfonium-bearing monomers, resulting in organic-inorganic hybrid resists.^{119,120} These POM-hybrid polymers showed approximately a 3-fold increase in sensitivity under EUV conditions compared to the control polymers without the POM motif.¹¹⁹ Alternatively, hexafluoroantimonate, an inorganic counter-ion moiety, was incorporated into the sulfonium-con-

taining polymer to enhance its sensitivity. This sensitivity enhancement enabled the creation of 20 nm isolated line patterns and various complex nanopatterns using EUV lithography. In another interesting report, metal-backed oligomers containing the main group element bismuth were developed as EUV resists (Fig. 15).^{116,121} These oligomers, designed with acid-cleavable sites in the presence of PAGs, exhibited a range of lithographic performance levels. For example, dichloride variants of these oligomers achieved the highest resolution of ~21 nm at a dose of 120 mJ cm⁻², whereas diacetate variants exhibited a poorer resolution of ~100 nm at a lower dose of 30 mJ cm⁻².

Cross-linking triggered by EUV radiation is yet another approach for developing non-chemically amplified resists.^{116,121,123} Radical-mediated thiolene chemistry,¹²⁴ for instance, was used to insolubilize resist materials based on PHS derivatives, achieving high sensitivity (*i.e.*, 5–6 mJ cm⁻²) in a resist formulation that includes alkene-modified PHS, multifunctional thiol compounds, and photo-initiators.¹²⁵ Another example came from the Lee group, who developed highly fluorinated alternating copolymers based on maleimide and styrene backbones with relatively high *T_g* (Fig. 16).¹²² These copolymers could be cross-linked *via* EUV-induced radical generation from fluorinated moieties. Furthermore, the integration of an Me₃Sn moiety in the side chain further improved the sensitivity to ~7.5 mJ cm⁻².¹²²

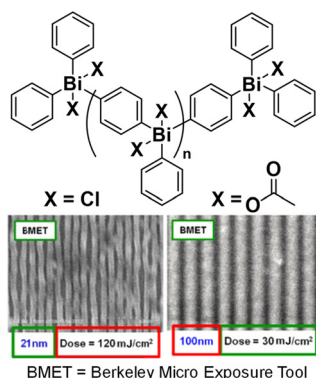


Fig. 15 Acid-labile bismuth-containing oligomers with chemically tuned lithographic performance.¹¹⁶ Copyright 2014; reproduced with permission from SPIE.

4. Conclusions and outlook

The innovations in patterning materials for photolithography over recent decades have been driven by the demand for creating increasingly smaller nanostructures and the reduction of patterning wavelengths. Currently, polymeric resists based on chemical amplification strategies, originally designed for DUV and 193 nm lithography, dominate the cost-effective fabrication of sub-7 nm nodes in EUV lithography. However, the inherent RLS trade-off, large molecular size, non-homo-



Fig. 16 Highly fluorinated alternating copolymers could be cross-linked after electron beam or EUV exposure *via* radical generation from fluorinated moieties.¹²² Copyright 2021; reproduced with permission from SPIE.

geneous composition, and low EUV absorption limit the ultimate resolution of CARs. In this contribution, we summarized the recent progress in designing high-resolution polymeric resists for EUV lithography, including single-component CARs, high EUV-absorbing element-bearing CARs, and self-immolative resists based on depolymerization-mediated amplification. In addition, emerging approaches toward EUV resists have been demonstrated in precision oligomeric resists and main-chain scission-type resists that do not rely on the signal amplification mechanism. Despite these advances, significant challenges and opportunities remain for polymeric resists.

First, the interactions between EUV light with high-energy photons and resists are not yet fully understood.^{7,126} Knowledge of EUV radiation physics and chemistry is crucial for designing efficient resists with improved performance.^{7,126} The presence of multiple components in resist materials, along with the varying interaction mechanisms dependent on irradiation doses (e.g., degradation or cross-linking for PMMA), complicates this understanding.¹²⁶ Developing model resist systems with fewer components or even a single component, alongside advanced measurements like neutron reflectivity¹²⁷ and computational methods, can provide valuable insights into the interactions.¹²⁶ Moreover, while high-resolution electron beam lithography is often used to pre-evaluate the performance of patterning materials due to its wider accessibility and high-energy characteristics, the results are not perfectly translatable to EUV lithography. Thus, greater collaboration between industry, equipped with EUV lithography tools, and academia is needed to uncover the resist physics and chemistry under EUV irradiation.

Second, while it has been well-established that integrating elements with high EUV absorption cross-sections into polymeric resists can improve sensitivity, this approach may also introduce challenges related to radiation chemistry,³⁹ solubility, film-forming capability, outgassing, and pattern fidelity. Furthermore, these newly designed resist materials must be compatible with existing EUV lithography tools and processes, as well as various chemicals, while exhibiting excellent stability during storage, handling, and processing. Thus, thorough characterization of new resist materials and finding the right balance between enhancing EUV absorbance and maintaining other crucial properties are essential.

Last but not least, as the features required in EUV lithography become smaller, optical and chemical stochastics are playing increasingly significant roles in patterning results. Efforts to control photoacid diffusion in CARs have led to the development of several new materials, but the control is still insufficient for the resolutions needed in future generations. Optimizing a resist to simultaneously improve RLS parameters is a daunting challenge. For example, high-sensitivity, low-resolution resists like conventional CARs for 193 nm lithography become much less sensitive as their resolution is improved to sub-7 nm. Conversely, low-sensitivity, high-resolution resists such as non-chemically amplified resists without chemical amplification begin to lose resolution capability as their sensitivity is improved. In this context, high EUV-absorb-

ing oligomeric resists with precise molecular weights, molecular glasses, and inorganic resists with ultrasmall sizes are promising materials for high-resolution EUV lithography.

Author contributions

The manuscript was written through contributions of all authors. Jie Cen: writing – original draft; Zhengyu Deng: conceptualization and writing – original draft; and Shiyong Liu: conceptualization and writing – review and editing.

Data availability

No primary research results, software or code have been included and no new data were generated or analysed as part of this review.

Conflicts of interest

There are no conflicts to declare.

Acknowledgements

Financial support from the National Key Research and Development Program of China (2020YFA0710700), the National Natural Science Foundation of China (NNSFC) projects (52233009, 52350348, 92356302, and 52021002), the Strategic Priority Research Program of the Chinese Academy of Sciences (XDB0450301), and the Fundamental Research Funds for the Central Universities (WK2060000073) is gratefully acknowledged. Zhengyu Deng acknowledges start-up funding from the University of Science and Technology of China (USTC) and the Suzhou Institute for Advanced Research, USTC. Jie Cen acknowledges the funding from the Postdoctoral Fellowship Program of CPSF (GZC20232510).

References

- 1 H. Xu, V. Kosma, E. P. Giannelis and C. K. Ober, *Polym. J.*, 2018, **50**, 45–55.
- 2 L. Li, X. Liu, S. Pal, S. Wang, C. K. Ober and E. P. Giannelis, *Chem. Soc. Rev.*, 2017, **46**, 4855–4866.
- 3 S. Matsuura and T. Hashimoto, *Modified Rayleigh equation: impact of image fluctuation on imaging performance*, SPIE, 2002.
- 4 D. L. Goldfarb, *Jpn. J. Appl. Phys.*, 2022, **61**, SD0802.
- 5 C. K. Ober, F. Käfer and C. Yuan, *Polymer*, 2023, **280**, 126020.
- 6 X. Wang, P. Tao, Q. Wang, R. Zhao, T. Liu, Y. Hu, Z. Hu, Y. Wang, J. Wang, Y. Tang, H. Xu and X. He, *Mater. Today*, 2023, **67**, 299–319.

- 7 T. Fedynyshyn, R. Goodman, A. Cabral, C. Tarrio and T. Lucatorto, *Polymer photochemistry at the EUV wavelength*, SPIE, 2010.
- 8 O. Kostko, B. Xu, M. Ahmed, D. S. Slaughter, D. F. Ogletree, K. D. Closser, D. G. Prendergast, P. Naulleau, D. L. Olynick, P. D. Ashby, Y. Liu, W. D. Hinsberg and G. M. Wallraff, *J. Chem. Phys.*, 2018, **149**, 154305.
- 9 S. Zakharov, P. Choi and V. Zakharov, *High brightness EUV light source modeling*, SPIE, 2010.
- 10 A. Giovannini, O. Morris, I. Henderson, S. Ellwi and R. Abhari, *EUV brightness, spot size, and contamination measurements at the intermediate focus*, SPIE, 2011.
- 11 T. Manouras and P. Argitis, *Nanomaterials*, 2020, **10**, 1593.
- 12 S. A. MacDonald, C. G. Willson and J. M. J. Frechet, *Acc. Chem. Res.*, 1994, **27**, 151–158.
- 13 R. Brainard, P. Trefonas, J. Lammers, C. Cutler, J. Mackevich, A. Trefonas and S. Robertson, *Shot noise, LER, and quantum efficiency of EUV photoresists*, SPIE, 2004.
- 14 T. Wallow, C. Higgins, R. Brainard, K. Petrillo, W. Montgomery, C.-S. Koay, G. Denbeaux, O. Wood and Y. Wei, *Evaluation of EUV resist materials for use at the 32 nm half-pitch node*, SPIE, 2008.
- 15 A. De Silva, N. M. Felix and C. K. Ober, *Adv. Mater.*, 2008, **20**, 3355–3361.
- 16 J. Dai, S. W. Chang, A. Hamad, D. Yang, N. Felix and C. K. Ober, *Chem. Mater.*, 2006, **18**, 3404–3411.
- 17 C. Luo, C. Xu, L. Lv, H. Li, X. Huang and W. Liu, *RSC Adv.*, 2020, **10**, 8385–8395.
- 18 Y. Zhang, H. Yu, L. Wang, X. Wu, J. He, W. Huang, C. Ouyang, D. Chen and B. E. Keshta, *Adv. Colloid Interface Sci.*, 2024, **329**, 103197.
- 19 C. Mack, in *Fundamental Principles of Optical Lithography*, 2007, pp. 1–28. DOI: [10.1002/9780470723876.ch1](https://doi.org/10.1002/9780470723876.ch1).
- 20 C. G. Willson, R. Dammel and A. Reiser, *Photoresist materials: a historical perspective*, SPIE, 1997.
- 21 L. M. Minsk and W. P. Van Deusen, Photomechanical resist. *United States patent US*, 2,690,966, 1954.
- 22 S. R. Turner and R. C. Daly, *J. Chem. Educ.*, 1988, **65**, 322–325.
- 23 F. H. Dill, W. P. Hornberger, P. S. Hauge and J. M. Shaw, *IEEE Trans. Electron Devices*, 1975, **ed22**, 445–452.
- 24 B. C. Dems, F. Rodriguez, C. M. Solbrig, Y. M. N. Namaste and S. K. Obendorf, *Int. Polym. Process.*, 1989, **4**, 183–187.
- 25 H. Puliylalil and U. Cvelbar, *Nanomaterials*, 2016, **6**, 108.
- 26 J. M. J. Fréchet, E. Eichler, H. Ito and C. G. Willson, *Polymer*, 1983, **24**, 995–1000.
- 27 H. Ito, G. Breyta, D. Hofer, R. Sooriyakumaran, K. Petrillo and D. Seeger, *J. Photopolym. Sci. Technol.*, 1994, **7**, 433–447.
- 28 C. M. Bottoms, T. Terlier, G. E. Stein and M. Doxastakis, *Macromolecules*, 2021, **54**, 1912–1925.
- 29 D. P. Sanders, *Chem. Rev.*, 2010, **110**, 321–360.
- 30 H. Ito, *J. Photopolym. Sci. Technol.*, 2008, **21**, 475–491.
- 31 M. Jan, W. Christian, D. C. Kevin and A. G. Richard, *Proc. SPIE*, 1999, **3873**, 372–385.
- 32 T. Fujimori, *Recent status of the stochastic issues of photoresist materials in EUV lithography*, SPIE, 2022.
- 33 M. Thiyagarajan, K. Dean and K. E. Consalves, *J. Photopolym. Sci. Technol.*, 2005, **18**, 737–741.
- 34 Y. Fukushima, T. Watanabe, R. Ohnishi, H. Shiotani, S. Suzuki, M. Hayakawa, Y. Endo, T. Yamanaka, S. Yusa and H. Kinoshita, *Jpn. J. Appl. Phys.*, 2008, **47**, 6293.
- 35 S. Tarutani, H. Tamaoki, H. Tsubaki, T. Takahashi, H. Takizawa, H. Takahashi and S.-J. Kang, *J. Photopolym. Sci. Technol.*, 2011, **24**, 185–191.
- 36 J. W. Thackeray, V. J. Jain, S. Coley, M. Christianson, D. Arriola, P. LaBeaume, S.-J. Kang, M. Wagner, J. W. Sung and J. Cameron, *J. Photopolym. Sci. Technol.*, 2011, **24**, 179–183.
- 37 J. Jiang, D. De Simone and G. Vandenberghe, *Difference in EUV photoresist design towards reduction of LWR and LCDU*, SPIE, 2017.
- 38 Y. Vesters, J. Jiang, H. Yamamoto, D. De Simone, T. Kozawa, S. De Gendt and G. Vandenberghe, *J. Micro/Nanopatterning, Mater., Metrol.*, 2018, **17**, 043506.
- 39 H. Yamamoto, T. Kozawa, S. Tagawa, H. Yukawa, M. Sato and J. Onodera, *Appl. Phys. Express*, 2008, **1**, 047001.
- 40 K. Ichimura, *Chem. Rec.*, 2002, **2**, 46–55.
- 41 R. Brainard, S. Kruger, C. Higgins, S. Revuru, S. Gibbons, D. Freedman, W. Yueh and T. Younkin, *J. Photopolym. Sci. Technol.*, 2009, **22**, 43–50.
- 42 S. Kruger, K. Hosoi, B. Cardineau, K. Miyauchi and R. Brainard, *Stable, fluorinated acid amplifiers for use in EUV lithography*, SPIE, 2012.
- 43 S. Tagawa, S. Enomoto and A. Oshima, *J. Photopolym. Sci. Technol.*, 2013, **26**, 825–830.
- 44 S. Nagahara, M. Carcasi, H. Nakagawa, E. Buitrago, O. Yildirim, G. Shiraishi, Y. Terashita, Y. Minekawa, K. Yoshihara, M. Tomono, H. Mizoguchi, J. Estrella, T. Nagai, T. Naruoka, S. Dei, M. Hori, A. Oshima, M. Vockenhuber, Y. Ekinci, M. Meeuwissen, C. Verspaget, R. Hoefnagels, G. Rispens, R. Maas, H. Nakashima and S. Tagawa, *Challenge toward breakage of RLS trade-off for EUV lithography by Photosensitized Chemically Amplified Resist (PSCAR) with flood exposure*, SPIE, 2016.
- 45 S. Nagahara, M. Carcasi, G. Shiraishi, H. Nakagawa, S. Dei, T. Shiozawa, K. Nafus, D. De Simone, G. Vandenberghe, H.-J. Stock, B. Küchler, M. Hori, T. Naruoka, T. Nagai, Y. Minekawa, T. Iseki, Y. Kondo, K. Yoshihara, Y. Kamei, M. Tomono, R. Shimada, S. Biesemans, H. Nakashima, P. Foubert, E. Buitrago, M. Vockenhuber, Y. Ekinci, A. Oshima and S. Tagawa, *Photosensitized Chemically Amplified Resist (PSCAR) 2.0 for high-throughput and high-resolution EUV lithography: dual photosensitization of acid generation and quencher decomposition by flood exposure*, SPIE, 2017.
- 46 S. Nagahara, M. Carcasi, G. Shiraishi, Y. Kamei, K. Nafus, Y. Minekawa, H. Ide, Y. Kondo, T. Shiozawa, K. Yoshida, M. Enomoto, K. Yoshihara, H. Nakashima, S. Biesemans, R. Shimada, M. Tomono, K. Takeshita, T. Moriya, H. Makoto, R. Aizawa, Y. Konishi, M. Hori, K. Maruyama,

- H. Nakagawa, M. Miyake, T. Nagai, S. Dei, T. Naruoka, M. Shima, T. Kimura, G. Vandenberghe, J. Petersen, D. De Simone, F. Philippe, H.-J. Stock, B. Meliorisz, A. Oshima and S. Tagawa, *EUV resist sensitization and roughness improvement by PSCAR with in-line UV flood exposure system*, SPIE, 2018.
- 47 M. Carcasi, S. Nagahara, G. Shiraishi, Y. Minekawa, H. Ide, Y. Kondo, K. Yoshihara, M. Tomono, R. Shimada, K. Takeshita, T. Moriya, Y. Kamei, K. Nafus, S. Biesemans, H. Nakashima, M. Hori, K. Maruyama, H. Nakagawa, T. Nagai, S. Dei, M. Miyake, T. Naruoka, M. Shima, G. Vandenberghe, D. De Simone, P. Foubert, J. Petersen, A. Oshima and S. Tagawa, *Constructing a robust PSCAR process for EUV*, SPIE, 2018.
- 48 L. Li, J. Cen, W. Li, W. Pan, Y. Zhang, H. Yin, J. Hu and S. Liu, *CCS Chem.*, 2022, **4**, 3864–3877.
- 49 F. Kaefer, Z. Meng, R. Segalman and C. K. Ober, *J. Photopolym. Sci. Technol.*, 2022, **35**, 29–33.
- 50 X. Z. Meng, F. H. Käfer, G. M. Wallraff, C. K. Ober, R. A. Segalman, K. G. Ronse, P. A. Gargini, P. P. Naulleau and T. Itani, presented in part at the International Conference on Extreme Ultraviolet Lithography 2022, 2022.
- 51 F. Käfer, Z. Meng, R. A. Segalman, J. Read de Alaniz, C. K. Ober, D. Guerrero and G. R. Amblard, presented in part at the Advances in Patterning Materials and Processes XL, 2023.
- 52 F. Käfer, C. Wang, Y. Huang, F. Bard, R. Segalman and C. K. Ober, *Adv. Mater. Technol.*, 2023, **8**, 2301104.
- 53 F. H. Käfer, C. K. Ober, Z. Meng, R. A. Segalman, J. Read de Alaniz, D. Guerrero and G. R. Amblard, presented in part at the Advances in Patterning Materials and Processes XL, 2023.
- 54 S. Masuda, Y. Kawanishi, S. Hirano, S. Kamimura, K. Mizutani, S. Yasunami and Y. Kawabe, *The material design to reduce outgassing in acetal-based chemically amplified resist for EUV lithography*, SPIE, 2006.
- 55 B. Cardinear, S. Kruger, W. Earley, C. Higgins, S. Revuru, J. Georger and R. Brainard, *J. Photopolym. Sci. Technol.*, 2010, **23**, 665–671.
- 56 B. Cardineau, P. Garczynski, W. Earley and R. L. Brainard, *J. Photopolym. Sci. Technol.*, 2013, **26**, 665–671.
- 57 M. S. Ober, D. R. Romer, J. Etienne, P. J. Thomas, V. Jain, J. F. Cameron and J. W. Thackeray, *Macromolecules*, 2019, **52**, 886–895.
- 58 C. L. Chochos, E. Ismailova, C. Brochon, N. Leclerc, R. Tiron, C. Sourd, P. Bandelier, J. Foucher, H. Ridaoui, A. Dirani, O. Soppera, D. Perret, C. Brault, C. A. Serra and G. Hadziioannou, *Adv. Mater.*, 2009, **21**, 1121–1125.
- 59 F. Wieberger, D. C. Forman, C. Neuber, A. H. Gröschel, M. Böhm, A. H. E. Müller, H.-W. Schmidt and C. K. Ober, *J. Mater. Chem.*, 2012, **22**, 73–79.
- 60 F. Wieberger, C. Neuber, C. K. Ober and H.-W. Schmidt, *Adv. Mater.*, 2012, **24**, 5939–5944.
- 61 J. Iwashita, T. Mimura, T. Hirayama and T. Iwai, *Main chain decomposable star shaped polymer for EUV resist*, SPIE, 2009.
- 62 J. Iwashita, T. Hirayama, I. Takagi, K. Matsuzawa, K. Suzuki, S. Yoshizawa, K. Konno, M. Yahagi, K. Sato, S. Tagawa, K. Enomoto and A. Oshima, *Characteristics of main chain decomposable STAR polymer for EUV resist*, SPIE, 2011.
- 63 H. Ito and C. G. Willson, *Polym. Eng. Sci.*, 1983, **23**, 1012–1018.
- 64 Y. Moon, S. Do, H. Kim, S. Kwon, H. Park, C. Kang, J.-J. Lee, C. Ahn, D. Androssov, M. Kim, S.-K. Hong, D. Guerrero and G. R. Amblard, presented in part at the Advances in Patterning Materials and Processes XLI, 2024.
- 65 X.-F. Sun, X. Zhang, S.-P. Song, Y.-Q. Yao, Y. Zhang, C.-L. Wang, J.-J. Sun and Q.-F. Wang, *Chin. J. Polym. Sci.*, 2024, **42**, 570–578.
- 66 J. Zhang, J. Guo, H. Zhang, J. Liu, S.-Y. You and L. Jiang, *Precis. Chem.*, 2024, **2**, 380–397.
- 67 A. Sagi, R. Weinstein, N. Karton and D. Shabat, *J. Am. Chem. Soc.*, 2008, **130**, 5434–5435.
- 68 R. E. Yardley, A. R. Kenaree and E. R. Gillies, *Macromolecules*, 2019, **52**, 6342–6360.
- 69 O. Shelef, S. Gnaïm and D. Shabat, *J. Am. Chem. Soc.*, 2021, **143**, 21177–21188.
- 70 Z. Deng and E. R. Gillies, *JACS Au*, 2023, **3**, 2436–2450.
- 71 X. Liu, Y. Wang and H. Duan, *Precis. Chem.*, 2024, **2**, 428–446.
- 72 I. Youssef, S. Samokhvalova, I. Sergeant, L. Charles and J.-F. Lutz, *Precis. Chem.*, 2023, **1**, 480–484.
- 73 A. W. Knoll, D. Pires, O. Coulembier, P. Dubois, J. L. Hedrick, J. Frommer and U. Duerig, *Adv. Mater.*, 2010, **22**, 3361–3365.
- 74 O. Coulembier, A. Knoll, D. Pires, B. Gotsmann, U. Duerig, J. Frommer, R. D. Miller, P. Dubois and J. L. Hedrick, *Macromolecules*, 2010, **43**, 572–574.
- 75 T. Sasaki and H. Yaguchi, *J. Polym. Sci., Part A: Polym. Chem.*, 2008, **47**, 602–613.
- 76 K. Lawrie, I. Blakey, J. Blinco, R. Gronheid, K. Jack, I. Pollentier, M. J. Leeson, T. R. Younkin and A. K. Whittaker, *Radiat. Phys. Chem.*, 2011, **80**, 236–241.
- 77 K. J. Lawrie, I. Blakey, J. P. Blinco, H. H. Cheng, R. Gronheid, K. S. Jack, I. Pollentier, M. J. Leeson, T. R. Younkin and A. K. Whittaker, *J. Mater. Chem.*, 2011, **21**, 5629–5637.
- 78 K. Matsuzawa, R. Mesch, M. Olah, W. Wang, S. Phillips and C. G. Willson, *Aromatizing unzipping polyester for EUV photoresist*, SPIE, 2015.
- 79 W. Joo, W. Wang, R. Mesch, K. Matsuzawa, D. Liu and C. G. Willson, *J. Am. Chem. Soc.*, 2019, **141**, 14736–14741.
- 80 A. Rathore, I. Pollentier, S. S. Kumar, D. De Simone and S. De Gendt, *J. Micro/Nanopatterning, Mater., Metrol.*, 2021, **20**, 034602.
- 81 F. Wang and C. E. Diesendruck, *Macromol. Rapid Commun.*, 2018, **39**, 1700519.
- 82 A. Engler, C. Tobin, C. K. Lo and P. A. Kohl, *J. Mater. Res.*, 2020, **35**, 2917–2924.
- 83 J. Lopez Ninantay, A. Engler, J. Schwartz, P. Kohl, D. Guerrero and G. R. Amblard, presented in part at the Advances in Patterning Materials and Processes XLI, 2024.

- 84 J. Deng, S. Bailey, S. Jiang and C. K. Ober, *J. Am. Chem. Soc.*, 2022, **144**, 19508–19520.
- 85 J. Deng, S. Bailey, S. Jiang and C. K. Ober, *Chem. Mater.*, 2022, **34**, 6170–6181.
- 86 J. Deng, S. Bailey, C. K. Ober, D. Guerrero and D. P. Sanders, *presented in part at the Advances in Patterning Materials and Processes XXXIX*, 2022.
- 87 J. Deng, S. Bailey, R. Ai, A. Delmonico, G. Denbeaux, S. Jiang and C. K. Ober, *ACS Macro Lett.*, 2022, **11**, 1049–1054.
- 88 J. Dong, L. Krasnova, M. G. Finn and K. B. Sharpless, *Angew. Chem., Int. Ed.*, 2014, **53**, 9430–9448.
- 89 J. Xu, J. Tan, C. Song, G. Zhang, X. Hu and S. Liu, *Angew. Chem., Int. Ed.*, 2023, **62**, e202303829.
- 90 Q. Shi, H. Yin, R. Song, J. Xu, J. Tan, X. Zhou, J. Cen, Z. Deng, H. Tong, C. Cui, Y. Zhang, X. Li, Z. Zhang and S. Liu, *Nat. Chem.*, 2023, **15**, 257–270.
- 91 Q. Shi, X. Zhou, J. Xu, J. Zhang, N. Wang, G. Zhang, J. Hu and S. Liu, *Angew. Chem., Int. Ed.*, 2023, **62**, e202214695.
- 92 J. Xu, C. Lv, Q. Shi, J. Zhang, N. Wang, G. Zhang, J. Hu and S. Liu, *Angew. Chem., Int. Ed.*, 2023, **62**, e202306119.
- 93 Q. Shi, C. Song, M. Chen, J. Xu, S. Zheng, J. Tan, J. Zhang, N. Wang, J. Hu and S. Liu, *J. Am. Chem. Soc.*, 2023, **145**, 23176–23187.
- 94 J. Cen, W. Liu, J. Xu, X. Wang, J. Zhang, J. Zhang, Z. Deng, C. Zhou, J. Hu and S. Liu, *Angew. Chem., Int. Ed.*, 2024, e202415588, DOI: [10.1002/anie.202415588](https://doi.org/10.1002/anie.202415588).
- 95 H. H. Solak, D. He, W. Li, S. Singh-Gasson, F. Cerrina, B. H. Sohn, X. M. Yang and P. Nealey, *Appl. Phys. Lett.*, 1999, **75**, 2328–2330.
- 96 H. H. Solak, Y. Ekinici, P. Käser and S. Park, *J. Vac. Sci. Technol., B: Microelectron. Nanometer Struct.–Process., Meas., Phenom.*, 2007, **25**, 91–95.
- 97 A. Rathore, I. Pollentier, H. Singh, R. Fallica, D. De Simone and S. De Gendt, *J. Mater. Chem. C*, 2020, **8**, 5958–5966.
- 98 T. Nishida, M. Notomi, R. I. Ryuzo Iga and T. T. Toshiaki Tamamura, *Jpn. J. Appl. Phys.*, 1992, **31**, 4508.
- 99 K. Koshelev, M. Ali Mohammad, T. Fito, K. L. Westra, S. K. Dew and M. Stepanova, *J. Vac. Sci. Technol., B: Nanotechnol. Microelectron.: Mater., Process., Meas., Phenom.*, 2011, **29**, 06F306.
- 100 S. Pfirrmann, R. Kirchner, O. Lohse, V. Guzenko, A. Voigt, I. Harder, A. Kolander, H. Schiff and G. Grützner, *mr-PosEBR: a novel positive tone resist for high resolution electron beam lithography and 3D surface patterning*, SPIE, 2016.
- 101 S. Pfirrmann, A. Voigt, A. Kolander, G. Grützner, O. Lohse, I. Harder and V. A. Guzenko, *Microelectron. Eng.*, 2016, **155**, 67–73.
- 102 X. Yang, Y.-F. Niu, M.-X. Wei, J.-N. Zhang, K.-L. Liu, X. Du and Z.-Z. Gu, *Chin. J. Polym. Sci.*, 2022, **41**, 67–74.
- 103 R. Fallica, D. Kazazis, R. Kirchner, A. Voigt, I. Mochi, H. Schiff and Y. Ekinici, *J. Vac. Sci. Technol., B: Nanotechnol. Microelectron.: Mater., Process., Meas., Phenom.*, 2017, **35**, 061603.
- 104 A. Shirotori, Y. Vesters, M. Hoshino, A. Rathore, D. De Simone, G. Vandenberghe and H. Matsumoto, *Development of main chain scission type photoresists for EUV lithography*, SPIE, 2019.
- 105 A. Shirotori, Y. Vesters, M. Hoshino, A. Rathore, D. De Simone, G. Vandenberghe, H. Matsumoto, K. G. Ronse, P. A. Gargini, P. P. Naulleau and T. Itani, *presented in part at the International Conference on Extreme Ultraviolet Lithography 2019*, 2019.
- 106 A. Shirotori, M. Hoshino, D. De Simone, G. Vandenberghe and H. Matsumoto, *A novel main chain scission type photoresists for EUV lithography*, SPIE, 2020.
- 107 A. Shirotori, M. Hoshino, M. Fujimura, S. F. Yeh, H. S. Suh, D. De Simone, G. Vandenberghe and H. Sanuki, *Development on main chain scission resists for high-NA EUV lithography*, SPIE, 2023.
- 108 A. Shirotori, Y. Oda, R. Zhang, K. Taguchi, N. Sato, S. F. Yeh, H. S. Suh, D. De Simone, G. Vandenberghe and H. Sanuki, *Main chain scission resists towards high-NA EUV lithography*, SPIE, 2024.
- 109 A. Whittaker, I. Blakey, J. Blinco, K. Jack, K. Lawrie, H. Liu, A. Yu, M. Leeson, W. Yeuh and T. Younkin, *Development of polymers for non-CAR resists for EUV lithography*, SPIE, 2009.
- 110 V. Singh, V. S. Satyanarayana, S. Sharma, S. Ghosh and K. Gonsalves, *Novel non-chemically amplified (n-CARs) negative resists for EUVL*, SPIE, 2014.
- 111 V. S. V. Satyanarayana, F. Kessler, V. Singh, F. R. Scheffer, D. E. Weibel, S. Ghosh and K. E. Gonsalves, *ACS Appl. Mater. Interfaces*, 2014, **6**, 4223–4232.
- 112 S. K. Sharma, S. P. Pal, P. G. Reddy, P. Kumar, S. Ghosh and K. E. Gonsalves, *Microelectron. Eng.*, 2016, **164**, 115–122.
- 113 P. G. Reddy, S. P. Pal, P. Kumar, C. P. Pradeep, S. Ghosh, S. K. Sharma and K. E. Gonsalves, *ACS Appl. Mater. Interfaces*, 2017, **9**, 17–21.
- 114 Z. Wang, J. Chen, T. Yu, Y. Zeng, X. Guo, S. Wang, T. Allenet, M. Vockenhuber, Y. Ekinici, G. Yang and Y. Li, *ACS Appl. Mater. Interfaces*, 2023, **15**, 2289–2300.
- 115 H. An, J. Chen, Y. Zeng, T. Yu, S. Wang, X. Guo, R. Hu, P. Tian, M. Vockenhuber, D. Kazazis, Y. Ekinici, G. Yang and Y. Li, *ACS Appl. Polym. Mater.*, 2024, **6**, 5374–5384.
- 116 J. Passarelli, B. Cardineau, R. Del Re, M. Sortland, M. Vockenhuber, Y. Ekinici, C. Sarm, M. Neisser, D. A. Freedman and R. L. Brainard, *presented in part at the Advances in Patterning Materials and Processes XXXI*, 2014.
- 117 J. Peter, M. G. Moinuddin, S. Ghosh, S. K. Sharma and K. E. Gonsalves, *ACS Appl. Polym. Mater.*, 2020, **2**, 1790–1799.
- 118 M. G. Moinuddin, R. Kumar, M. Yogesh, S. Sharma, M. Sahani, S. K. Sharma and K. E. Gonsalves, *ACS Appl. Nano Mater.*, 2020, **3**, 8651–8661.
- 119 V. Kalyani, V. S. V. Satyanarayana, V. Singh, C. P. Pradeep, S. Ghosh, S. K. Sharma and K. E. Gonsalves, *Chem. – Eur. J.*, 2015, **21**, 2250–2258.

- 120 P. G. Reddy, N. Mamidi, P. Kumar, S. K. Sharma, S. Ghosh, K. E. Gonsalves and C. P. Pradeep, *RSC Adv.*, 2016, **6**, 67143–67149.
- 121 J. Passarelli, M. Sortland, R. D. Re, B. Cardineau, C. Sarma, D. A. Freedman and R. L. Brainard, *J. Photopolym. Sci. Technol.*, 2014, **27**, 655–661.
- 122 Y.-J. Ku, H.-T. Oh, K. Kim, B.-G. Park, S. Lee and J.-K. Lee, *Highly fluorinated alternating copolymers possessing high glass transition temperature and cross-linking capabilities under extreme UV radiation*, SPIE, 2021.
- 123 B. A. Naqvi, S. Enomoto, K. Machida, Y. Takata, T. Kozawa, Y. Muroya, S. De Gendt and D. De Simone, *Chem. Mater.*, 2024, **36**, 1459–1471.
- 124 C. E. Hoyle and C. N. Bowman, *Angew. Chem., Int. Ed.*, 2010, **49**, 1540–1573.
- 125 M. Shirai, K. Maki, H. Okamura, K. Kaneyama and T. Itani, *J. Photopolym. Sci. Technol.*, 2009, **22**, 111–116.
- 126 T. Kozawa and S. Tagawa, *Jpn. J. Appl. Phys.*, 2010, **49**, 030001.
- 127 V. M. Prabhu, S. Kang, D. L. VanderHart, S. K. Satija, E. K. Lin and W. L. Wu, *Adv. Mater.*, 2011, **23**, 388–408.