

Cite this: *Chem. Sci.*, 2025, 16, 9715

All publication charges for this article have been paid for by the Royal Society of Chemistry

Received 5th April 2025  
Accepted 26th April 2025DOI: 10.1039/d5sc02555a  
rsc.li/chemical-science

## Access to spirocyclic vinyl sulfones via radical cyclization and functional group migration†

Shan Yang, Yasu Chen and Chen Zhu \*

Spirocyclic vinyl sulfones, which incorporate the three-dimensional structure inherent to spiro compounds and the Michael acceptor reactivity associated with vinyl sulfones, hold promise for novel biological activities. The lack of efficient synthetic methods, however, hinders their extensive investigations in drug discovery and development. In this work, we describe a practical and versatile approach for the synthesis of multi-functionalized spirocyclic vinyl sulfones from easily available materials. The reaction proceeds efficiently through a cascade of radical cyclization followed by (hetero)aryl migration. The protocol features mild photocatalytic conditions and provides access to a diverse range of products, enabling the construction of complex scaffolds, including medium-sized ring-fused spirocyclic vinyl sulfones.

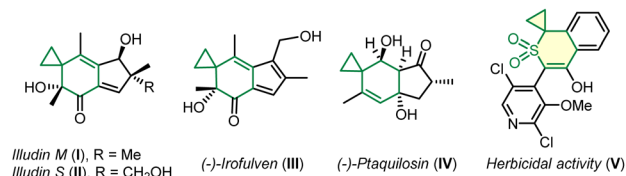
## Introduction

One widely employed strategy in drug design is to increase the complexity of molecular architectures by introducing a greater number of  $sp^3$ -hybridized carbons and rings, which serves to rigidify the ligand's conformation.<sup>1</sup> Spirocyclic compounds, distinguished by their unique and rigid three-dimensional geometry and composed of two rings connected through a single spiroatom, have been receiving increasing interest from both synthetic and medicinal chemists.<sup>2</sup> The non-planar conformations that these compounds often adopt can lead to improved binding affinity and enhanced selectivity for biological targets, such as proteins. Spirocyclic systems incorporating a three-membered ring are notable for their capacity to improve pharmacokinetic and pharmacodynamic profiles, rendering them versatile building blocks in medicinal chemistry.<sup>3</sup> For instance (Scheme 1A), illudin M (**I**)<sup>4</sup> and illudin S (**II**),<sup>5</sup> natural sesquiterpenoids with antitumor, antiviral, and genotoxic activities, are key precursors in the development of anticancer drugs; irofulven (**III**),<sup>6</sup> a semi-synthetic analog of the illudin class, has advanced to clinical trials for the treatment of solid tumors such as prostate cancer, pancreatic cancer, and ovarian cancer; ptaquilosin (**IV**) demonstrates selective toxicity across species in NCI antitumor screening assays,<sup>7</sup> exhibiting notable activity against human myeloid leukemia and a range of carcinoma cell lines.

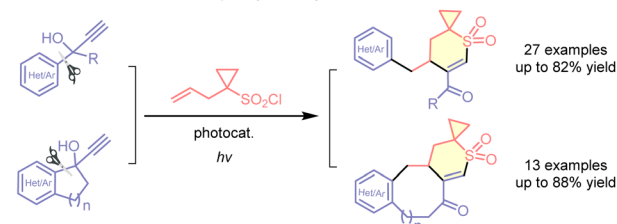
Vinyl sulfones represent valuable Michael acceptors in drug design, owing to their reactivity towards nucleophilic species.<sup>8</sup> The incorporation of both a vinyl sulfone moiety and a three-membered spirocyclic subunit within a single molecular framework has the potential to unlock unique biological activities. For example (Scheme 1A), compound **V** demonstrates notable herbicidal efficacy at lower dosages while exhibiting favorable compatibility with crops, positioning it as a promising candidate for commercial agrochemical development.<sup>9</sup> Nevertheless, the absence of efficient synthetic routes to access spirocyclic vinyl sulfones limits the extensive exploration of their physicochemical and physiological attributes.<sup>10</sup>

In this report, we describe a versatile and operationally simple method for the synthesis of multi-functionalized spirocyclic vinyl sulfones, employing inexpensive

## A. Bioactive molecules featuring 3-membered spirocycle



## B. This work: construction of spirocyclic vinyl sulfones



Scheme 1 Importance and practical synthesis of spirocyclic vinyl sulfones.

Frontiers Science Center for Transformative Molecules, School of Chemistry and Chemical Engineering, State Key Laboratory of Synergistic Chem-Bio Synthesis, Shanghai Key Laboratory for Molecular Engineering of Chiral Drugs, Shanghai Jiao Tong University, 800 Dongchuan Road, Shanghai 200240, China. E-mail: chzhu@sjtu.edu.cn

† Electronic supplementary information (ESI) available. See DOI: <https://doi.org/10.1039/d5sc02555a>

allylcyclopropane sulfonyl chloride and easily accessible tertiary propargyl alcohols as starting materials (Scheme 1B). The photocatalyzed reaction proceeds *via* a cascade process involving radical cyclization followed by (hetero)aryl migration,<sup>11,12</sup> driven by visible-light irradiation. Notably, the use of cyclic tertiary propargyl alcohols facilitates the efficient construction of complex medium-sized ring-fused spirocyclic frameworks through ring expansion, structures that are otherwise difficult to synthesize.

## Results and discussion

The investigations were performed under blue LED light irradiation at room temperature, using benzothiazole-substituted propargyl alcohol **1a** and commercially available allylcyclopropane sulfonyl chloride **2** as substrates (Table 1). A range of photocatalysts were screened, with *fac*-Ir(ppy)<sub>3</sub> demonstrating the best catalytic activity (Entries 1–5). Considering that HCl is the only byproduct generated during the reaction, the addition of one equivalent of base to neutralize the strong acid is essential for successful transformation. Among several organic and inorganic bases tested (Entries 5–8), Na<sub>2</sub>HPO<sub>4</sub> was identified as the optimal one. The inclusion of a small quantity of H<sub>2</sub>O as a co-solvent enhanced the solubility of Na<sub>2</sub>HPO<sub>4</sub> within the reaction system, thereby promoting the conversion. Subsequent evaluation of various organic solvents revealed that the reaction carried out in DCM/H<sub>2</sub>O provided the desired product **3a** with a favorable yield (Entries 9–13). Furthermore, control

experiments demonstrated that the reaction was completely inhibited in the absence of a photocatalyst or upon exclusion of light (Entries 14 and 15), and the yield was compromised when the reaction was performed in air or without the base (Entries 16 and 17).

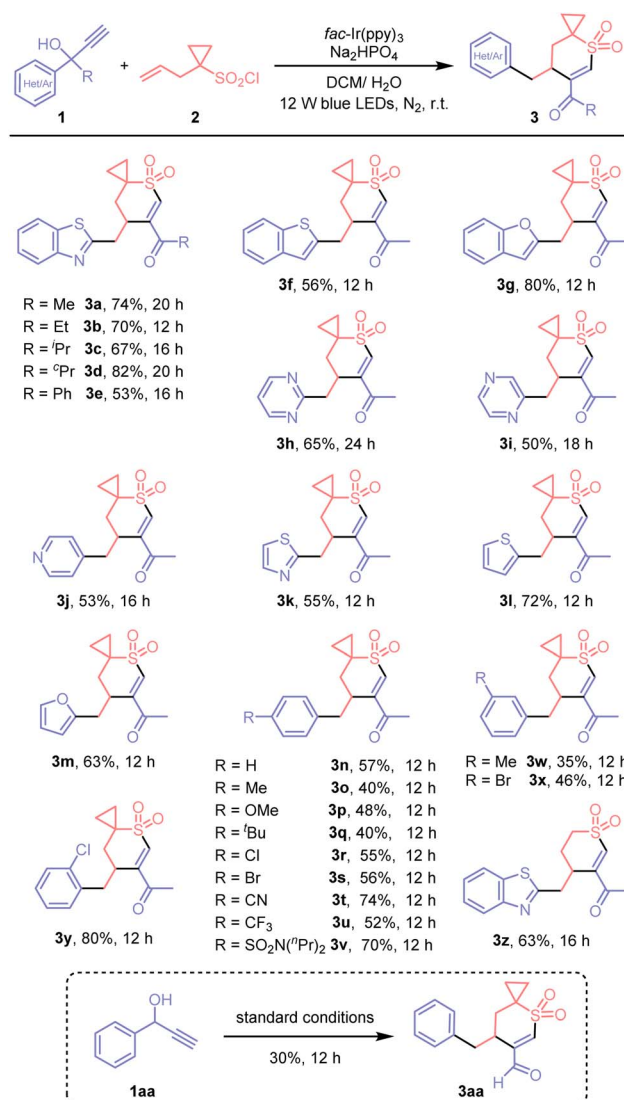
With the optimized reaction conditions in hand, we investigated the compatibility of various functional groups by testing a broad range of tertiary propargyl alcohols (Scheme 2). First, we examined the impact of aliphatic substituents of different sizes surrounding the migrating group, showing that steric hindrance did not significantly impede reaction efficiency (**3a–3d**). A slight decrease in yield was observed with the phenyl substituent (**3e**). Beyond benzothiazolyl, a range of five-membered heteroaryl groups, including benzothienyl, benzofuryl, thiazolyl, thienyl, and furyl, as well as six-membered

Table 1 Reaction conditions survey

Entry <sup>a</sup>	Photocatalyst	Base	Solvent	Yield <sup>b</sup> (%)
1	Eosin Y	Na <sub>2</sub> HPO <sub>4</sub>	CH <sub>3</sub> CN	7
2	Ru(bpy) <sub>3</sub> Cl <sub>2</sub> ·6H <sub>2</sub> O	Na <sub>2</sub> HPO <sub>4</sub>	CH <sub>3</sub> CN	13
3	Mes-Acr <sup>+</sup> ClO <sub>4</sub> <sup>−</sup>	Na <sub>2</sub> HPO <sub>4</sub>	CH <sub>3</sub> CN	16
4	4CzIPN	Na <sub>2</sub> HPO <sub>4</sub>	CH <sub>3</sub> CN	30
5	<i>fac</i> -Ir(ppy) <sub>3</sub>	Na <sub>2</sub> HPO <sub>4</sub>	CH <sub>3</sub> CN	41
6	<i>fac</i> -Ir(ppy) <sub>3</sub>	NaH <sub>2</sub> PO <sub>4</sub>	CH <sub>3</sub> CN	36
7	<i>fac</i> -Ir(ppy) <sub>3</sub>	Na <sub>3</sub> PO <sub>4</sub>	CH <sub>3</sub> CN	39
8	<i>fac</i> -Ir(ppy) <sub>3</sub>	DIPEA	CH <sub>3</sub> CN	29
9	<i>fac</i> -Ir(ppy) <sub>3</sub>	Na <sub>2</sub> HPO <sub>4</sub>	DCM	74
10	<i>fac</i> -Ir(ppy) <sub>3</sub>	Na <sub>2</sub> HPO <sub>4</sub>	MeOH	23
11	<i>fac</i> -Ir(ppy) <sub>3</sub>	Na <sub>2</sub> HPO <sub>4</sub>	DMSO	Trace
12	<i>fac</i> -Ir(ppy) <sub>3</sub>	Na <sub>2</sub> HPO <sub>4</sub>	PhCF <sub>3</sub>	38
13	<i>fac</i> -Ir(ppy) <sub>3</sub>	Na <sub>2</sub> HPO <sub>4</sub>	EtOAc	43
14	—	Na <sub>2</sub> HPO <sub>4</sub>	DCM	0
15 <sup>c</sup>	<i>fac</i> -Ir(ppy) <sub>3</sub>	Na <sub>2</sub> HPO <sub>4</sub>	DCM	0
16 <sup>d</sup>	<i>fac</i> -Ir(ppy) <sub>3</sub>	Na <sub>2</sub> HPO <sub>4</sub>	DCM	39
17	<i>fac</i> -Ir(ppy) <sub>3</sub>	—	DCM	58

<sup>a</sup> Standard conditions: **1a** (0.2 mmol), **2a** (0.3 mmol), base (0.2 mmol), and photocatalyst (3 mol%) in solvent/H<sub>2</sub>O (v/v 2 mL/0.2 mL), irradiated with 12 W blue LEDs at room temperature under N<sub>2</sub>.

<sup>b</sup> Yields of isolated products are given. <sup>c</sup> In dark. <sup>d</sup> Under air.

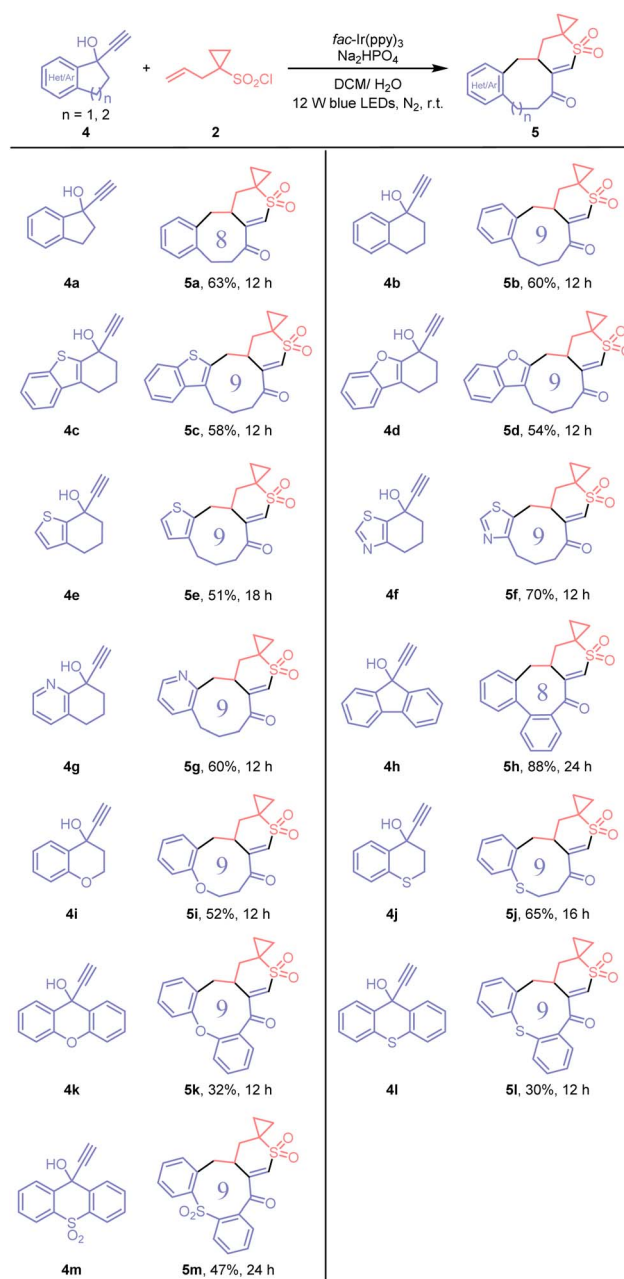


Scheme 2 Demonstration of broad functional group compatibility. Reaction conditions: **1** (0.2 mmol), **2** (0.3 mmol), Na<sub>2</sub>HPO<sub>4</sub> (0.2 mmol), and *fac*-Ir(ppy)<sub>3</sub> (3 mol%) in DCM/H<sub>2</sub>O (v/v 2 mL/0.2 mL), irradiated with 12 W blue LEDs at room temperature under N<sub>2</sub>. Yields of isolated products are given.

heteroaryls such as pyrimidyl, pyrazinyl, and pyridyl, demonstrated sufficient migratory ability, resulting in the formation of the corresponding products (**3f–3m**) in synthetically useful yields. Moreover, a diversity of functionalized phenyl groups readily participated in the migration process (**3n–3y**). Substrates featuring substitution on the benzene ring at the *para*, *meta*, or *ortho* positions were all competent to generate the desired products. Both electron-donating groups (e.g., Me, OMe, <sup>t</sup>Bu) and electron-withdrawing groups (e.g., halo, CN, CF<sub>3</sub>, SO<sub>2</sub>R) proved compatible with the reaction conditions; the latter typically afforded enhanced yields, which can be attributed to the propensity of electron-deficient arenes to undergo migration promoted by nucleophilic alkyl radicals. While *m*-substituted substrates provided comparatively lower yields (**3w** and **3x**), the *o*-chloro substrate afforded the product in high yield (**3y**). Furthermore, allylcyclopropane sulfonyl chloride **2** could be successfully substituted with homoallylic sulfonyl chloride, providing the desired product in a useful yield (**3z**). Besides tertiary propargyl alcohols, secondary propargyl alcohol (**1aa**) was also amenable to the formation of spirocyclic vinyl sulfone (**3aa**) bearing a formyl group, albeit with a low yield.

This protocol is applicable to the construction of structurally complex ring-fused spirocyclic vinyl sulfones *via* ring expansion (Scheme 3). When cyclic propargyl alcohols are employed, aryl or heteroaryl group migration proceeds concomitantly with ring expansion. This enables facile editing of cyclic skeletons through the addition of three carbons, transforming five- and six-membered rings into eight- and nine-membered rings.<sup>13</sup> The reaction with the substrates (**4a** and **4b**) derived from indanone and tetralone gave rise to the corresponding benzo-octanone and nonanone-fused products (**5a** and **5b**). Likewise, this approach proved applicable to heteroaryl-fused analogues (**4c–4g**), facilitating the efficient migration of benzothienyl, benzofuryl, thienyl, thiazolyl and pyridyl moieties to afford the corresponding products (**5c–5g**). The substrate **4h**, obtained from fluorenone, was also suitable, affording a more structurally elaborate product containing five cyclic units in a notably high yield (**5h**). The presence of heteroatoms, such as O or S atoms, within the substrates did not hinder the reaction outcomes. For example, substrates **4i–4m**, synthesized from chromanone, thiochromanone, xanthenone, and thioxanthenone precursors, were all amenable to furnishing the corresponding products in synthetically useful yields (**5i–5m**).

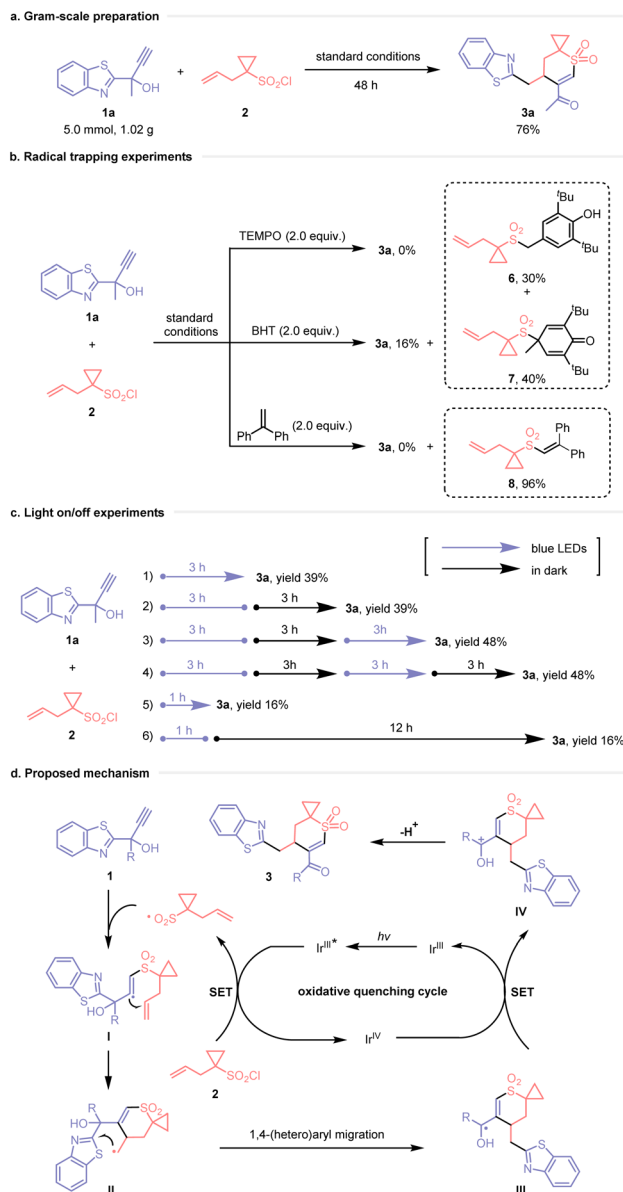
Gram-scale preparation of **3a** was successfully performed without compromising the yield, demonstrating the practicality of the method (Scheme 4a). To gain deeper insight into the reaction mechanism, a series of experiments was conducted. The addition of stoichiometric amounts of the radical scavenger 2,2,6,6-tetramethyl-1-piperidinyloxy (TEMPO) completely inhibited the formation of the target product **3a**. When 2,6-di-*tert*-butyl-4-methylphenol (BHT) and 1,1-diphenylethylene were used as trapping reagents, the corresponding adducts (**6**, **7**, and **8**) resulting from the interception of sulfonyl radicals were isolated and characterized. This result confirmed the involvement of free-radical species in the transformation, which was initiated by a sulfonyl radical (Scheme 4b). Furthermore, light on/off experiments demonstrated that product formation



**Scheme 3** Construction of complex ring-fused spirocyclic vinyl sulfones. Reaction conditions: **4** (0.2 mmol), **2** (0.3 mmol), Na<sub>2</sub>HPO<sub>4</sub> (0.2 mmol), and *fac*-Ir(ppy)<sub>3</sub> (3 mol%) in DCM/H<sub>2</sub>O (*v/v* 2 mL/0.2 mL), irradiated with 12 W blue LEDs at room temperature under N<sub>2</sub>. Yields of isolated products are given.

occurred only during periods of continuous light irradiation, suggesting the predominance of a photocatalytic pathway (Scheme 4c). The quantum yield measurement ( $\Phi = 0.81$ ) indicated that the reaction proceeded primarily *via* a photocatalytic pathway, although the contribution of a radical chain process could not be ruled out (for details, see the ESI†).

A plausible reaction mechanism is depicted in Scheme 4d. Initially, upon irradiation with blue LED light, the excited photocatalyst Ir<sup>III</sup>\* reduces sulfonyl chloride **2** *via* single-electron transfer (SET), generating a sulfonyl radical and an



Scheme 4 Gram-scale preparation, mechanistic studies and proposed mechanism.

$\text{Ir}^{\text{IV}}$  species. This sulfonyl radical then adds to the alkynyl group of propargyl alcohol **1**, resulting in vinyl radical intermediate **I**. Subsequently, addition of the vinyl radical to the distal alkene through a six-membered cyclic transition state forms the highly reactive primary alkyl radical **II**. This intermediate undergoes intramolecular 1,4-(hetero)aryl migration *via* a five-membered cyclic transition state, leading to the formation of ketyl radical intermediate **III**. Oxidation of **III** to cation **IV** by the  $\text{Ir}^{\text{IV}}$  species simultaneously regenerates the  $\text{Ir}^{\text{III}}$  species, perpetuating the photocatalytic cycle. Finally, deprotonation of cation **IV** affords the desired product **3**.

## Conclusions

In summary, we have disclosed a novel photocatalytic approach to access spirocyclic vinyl sulfones *via* tandem radical

cyclization and functional group migration processes. The reaction features mild conditions and a broad functional group compatibility. A diverse array of complex scaffolds, including medium-sized ring-fused spirocyclic vinyl sulfones, can be readily generated in synthetically useful yields. Evaluation of the biological activities of these compounds is ongoing in our laboratories. This protocol not only facilitates the synthesis of spirocyclic vinyl sulfones that are otherwise difficult to access but also expands their potential applications in medicinal chemistry.

## Data availability

Data supporting the manuscript are provided in the ESI<sup>†</sup> including the experimental methods, compound characterization, and NMR spectra for this study.

## Author contributions

C. Z. conceived of and directed the project, S. Y. and Y. C. conducted the experiments and analyzed the data, S. Y. and C. Z. wrote the manuscript.

## Conflicts of interest

There are no conflicts to declare.

## Acknowledgements

This research was supported by the National Natural Science Foundation of China (22371185 and 22171201), the Fundamental Research Funds for the Central Universities (23X010301599, 24X010301678), the Program of Shanghai Academic/Technology Research Leader (23XD1421900).

## Notes and references

- 1 C. G. Wermuth, in *The Practice of Medicinal Chemistry*, Elsevier Academic Press, San Diego, 2003.
- 2 For selected reviews: (a) H. Lin and S. J. Danishefsky, *Angew. Chem., Int. Ed.*, 2003, **42**, 36–51; (b) C. Galliford and K. Scheidt, *Angew. Chem., Int. Ed.*, 2007, **46**, 8748–8758; (c) R. Rios, *Chem. Soc. Rev.*, 2012, **41**, 1060–1074; (d) K. Undheim, *Synthesis*, 2014, **46**, 1957–2006; (e) L. K. Smith and I. R. Baxendale, *Org. Biomol. Chem.*, 2015, **13**, 9907–9933; (f) X. Xie, W. Huang, C. Peng and B. Han, *Adv. Synth. Catal.*, 2018, **360**, 194–228; (g) P.-W. Xu, J.-S. Yu, C. Chen, Z.-Y. Cao, F. Zhou and J. Zhou, *ACS Catal.*, 2019, **9**, 1820–1882; (h) R. T. Ramon, *Spiro Compounds: Synthesis and Applications*, VCH, 2022, DOI: [10.1002/9781119567646](https://doi.org/10.1002/9781119567646); (i) R. B. Kargbo, *ACS Med. Chem. Lett.*, 2025, **16**, 216–218.
- 3 For selected reviews: (a) Y. Zheng, C. M. Tice and S. B. Singh, *Bioorg. Med. Chem. Lett.*, 2014, **24**, 3673–3682; (b) M. T. Varela, G. G. Dias, L. F. N. de Oliveira, R. G. de Oliveira, F. D. Aguiar, J. P. Nogueira, L. R. Cruz and L. C. Dias, *Eur. J. Med. Chem.*, 2025, **287**, 117368.





- 4 (a) R. Schobert, B. Biersack, S. Knauer and M. Ocker, *Bioorg. Med. Chem.*, 2008, **16**, 8592–8597; (b) S. Knauer, B. Biersack, M. Zoldakova, K. Effenberger, W. Milius and R. Schobert, *Anti-Cancer Drugs*, 2009, **20**, 676–681; (c) R. Schobert, S. Seibt, K. Mahal, A. Ahmad, B. Biersack, K. Effenberger-Neidnicht, S. Padhye, F. H. Sarkar and T. Mueller, *J. Med. Chem.*, 2011, **54**, 6177–6182; (d) P. Le, M. B. Nodwell, J. Eirich and S. A. Sieber, *Chem.-Eur. J.*, 2019, **25**, 12644–12651; (e) B. Linder, M. Zoldakova, Z. Kornyei, L. H. F. Köhler, S. Seibt, D. Menger, A. Wetzel, E. Madarász, R. Schobert and D. Kögel, *Int. J. Mol. Sci.*, 2022, **23**, 9056.
- 5 (a) T. C. McMorris and M. Anchel, *J. Am. Chem. Soc.*, 1965, **87**, 1594–1600; (b) M. J. Kelner, T. C. McMorris, W. T. Beck, J. M. Zamora and R. Taetle, *Cancer Res.*, 1987, **47**, 3186–3189; (c) N. G. Jaspers, A. Raams, M. J. Kelner, J. M. Ng, Y. M. Yamashita, S. Takeda, T. C. McMorris and J. H. Hoeijmakers, *DNA Repair*, 2002, **1**, 1027–1038; (d) V. K. Lehmann, A. Huang, S. Ibanez-Calero, G. R. Wilson and K. L. Rinehart, *J. Nat. Prod.*, 2003, **66**, 1257–1258; (e) R. Schobert, S. Knauer, S. Seibt and B. Biersack, *Curr. Med. Chem.*, 2011, **18**, 790–807; (f) H. Glatt, K. E. Pietsch, S. J. Sturla and W. Meinel, *Arch. Toxicol.*, 2014, **88**, 161–169; (g) Y. Uto, K. Sasaki, M. Takahashi, K. Morimoto and K. Inoue, *Anal. Sci.*, 2019, **35**, 789–792; (h) L. Casimir, S. Zimmer, F. Racine-Brassard, P.-É. Jacques and A. Maréchal, *DNA Repair*, 2023, **122**, 103433.
- 6 (a) H. S. Friedman, S. T. Keir and P. J. Houghton, *Cancer Chemother. Pharmacol.*, 2001, **48**, 413–416; (b) K. M. Samson, R. Taetle and M. J. Kelner, *J. Org. Chem.*, 2001, **66**, 6158–6163; (c) N. Senzer, J. Arsenau, D. Richards, B. Berman, J. R. MacDonald and S. Smith, *Am. J. Clin. Oncol.*, 2005, **28**, 36–42; (d) Y.-T. Wang, T. Wiltshire, J. Senft, E. Reed and W.-X. Wang, *Biochem. Pharmacol.*, 2007, **73**, 469–480; (e) M. D. Staake, A. Kashinatham, T. C. McMorris, L. A. Estes and M. J. Kelner, *Bioorg. Med. Chem. Lett.*, 2016, **26**, 1836–1838; (f) J. Börcsök, Z. Sztupinszki, R. Bekele, S. P. Gao, M. Diossy, A. S. Samant, K. M. Dillon, V. Tisza, S. Spisák, O. Ruzs, I. Csabai, H. Pappot, Z. J. Frazier, D. J. Konieczkowski, D. Liu, N. Vasani, J. A. Rodrigues, D. B. Solit, J. H. Hoffman-Censits, E. R. Plimack, J. E. Rosenberg, J.-B. Lazaro, M.-E. Taplin, G. Iyer, S. Brunak, R. Lozsa, E. M. V. Allen, D. Szüts, K. W. Mouw and Z. Szallasi, *Clin. Cancer Res.*, 2021, **27**, 2011–2022.
- 7 (a) T. C. McMorris, M. J. Kelner, W. Wang, L. A. Esters, A. Montoya and R. Taetle, *J. Org. Chem.*, 1992, **57**, 6876–6883; (b) A. Padwa, V. P. Sandanayaka and E. A. Curtis, *J. Am. Chem. Soc.*, 1994, **116**, 2667–2668.
- 8 (a) D. C. Meadows and J. Gervay-Hague, *Med. Res. Rev.*, 2006, **26**, 793–814; (b) M. N. Noshi, A. Elawa, E. Torres and P. L. Fuchs, *J. Am. Chem. Soc.*, 2007, **129**, 11242–11247; (c) H. Kumamoto, K. Deguchi, T. Wagata, Y. Furuya, Y. Odanaka, Y. Kitade and H. Tanaka, *Tetrahedron*, 2009, **65**, 8007–8013; (d) J. Morales-Sanfrutos, J. Lopez-Jaramillo and M. Ortega-Muñoz, *Org. Biomol. Chem.*, 2010, **8**, 667–675; (e) A. N. R. Alba, X. Companyó and R. Rios, *Chem. Soc. Rev.*, 2010, **39**, 2018–2033; (f) F. J. Lopez-Jaramillo, F. Hernandez-Mateo and F. Santoyo-Gonzalez, *Integrative proteomics: chapter 16: vinyl sulfone: a multi-purpose function in proteomics*, Leung H. C., ed. InTech, Rijeka, 2012, pp. 301–326; (g) R. Ahmadi and S. Emami, *Eur. J. Med. Chem.*, 2022, **234**, 114255; (h) Y.-C. Xiao and F.-E. Chen, *Expet Opin. Drug Discov.*, 2023, **19**, 239–251.
- 9 G. Besong, (BASF SE), *US Pat.*, 20160102103 A1, 2016.
- 10 E. K. Kozirev and V. A. Palchykov, *Chemistry of Heterocyclic Compounds*, New York, 2019, vol. 55, pp. 349–351.
- 11 For selected reviews: (a) Z.-M. Chen, X.-M. Zhang and Y.-Q. Tu, *Chem. Soc. Rev.*, 2015, **44**, 5220–5245; (b) W. P. Li, W. T. Xu, J. Xie, S. Y. Yu and C. J. Zhu, *Chem. Soc. Rev.*, 2018, **47**, 654–667; (c) X. Wu and C. Zhu, *Acc. Chem. Res.*, 2020, **53**, 1620–1636; (d) X. Wu, Z. Ma, T. Feng and C. Zhu, *Chem. Soc. Rev.*, 2021, **50**, 11577–11613; (e) Y. Wei, X. Wu and C. Zhu, *Synlett*, 2022, **33**, 1017–1028; (f) W. Lee, I. Park and S. Hong, *Sci. China Chem.*, 2023, **66**, 1688–1700; (g) F. Chen, Z. Cao and C. Zhu, *Chem. Commun.*, 2024, **60**, 14912–14923; (h) F. Chen, Z. Cao and C. Zhu, *Angew. Chem., Int. Ed.*, 2025, **64**, e202424667.
- 12 For selected recent examples: (a) Z. Wu, D. Wang, Y. Liu, L. Huan and C. Zhu, *J. Am. Chem. Soc.*, 2017, **139**, 1388–1391; (b) X. Wu, M. Wang, L. Huan, D. Wang, J. Wang and C. Zhu, *Angew. Chem., Int. Ed.*, 2018, **57**, 1640–1644; (c) J. Yu, Z. Wu and C. Zhu, *Angew. Chem., Int. Ed.*, 2018, **57**, 17156–17160; (d) J. Liu, S. Wu, J. Yu, C. Lu, Z. Wu, X. Wu, X. -S. Xue and C. Zhu, *Angew. Chem., Int. Ed.*, 2020, **59**, 8195–8202; (e) Z.-S. Wang, Y.-B. Chen, H.-W. Zhang, Z. Sun, C.-Y. Zhu and L.-W. Ye, *J. Am. Chem. Soc.*, 2020, **142**, 3636–3644; (f) J. Yu, X. Zhang, X. Wu, T. Liu, Z.-Q. Zhang, J. Wu and C. Zhu, *Chem*, 2023, **9**, 472–482; (g) Z. Cao, Y. Sun, Y. Chen and C. Zhu, *Angew. Chem., Int. Ed.*, 2024, **63**, e202408177; (h) J. Liu, J. Ma, T. Wang, X.-S. Xue and C. Zhu, *JACS Au*, 2024, **4**, 2108–2114; (i) J. Wang, X. Wu, Z. Cao, X. Zhang, X. Wang, J. Li and C. Zhu, *Adv. Sci.*, 2024, **11**, 2309022; (j) T. Sephton, J. M. Large, L. S. Natrajan, S. Butterworth and M. F. Greaney, *Angew. Chem., Int. Ed.*, 2024, **63**, e202407979; (k) J. Xu, R. H. Li, Y. J. Ma, J. Zhu, C. S. Shen and H. Jiang, *Nat. Commun.*, 2024, **15**, 6791; (l) Y. R. Wang, H. F. Yang, Y. Zheng, M. X. Hu, J. T. Zhu, Z.-P. Bao, Y. Y. Zhao and X.-F. Wu, *Nat. Catal.*, 2024, **7**, 1065–1075; (m) E. Derat, G. Masson and A. Claraz, *Angew. Chem., Int. Ed.*, 2024, **63**, e202406017; (n) S.-Y. Wen, J.-J. Chen, Y. Zheng, J.-X. Han and H.-M. Huang, *Angew. Chem., Int. Ed.*, 2025, **64**, e202415495.
- 13 (a) L. Li, Z.-L. Li, F.-L. Wang, Z. Guo, Y.-F. Cheng, N. Wang, X.-W. Dong, C. Fang, J. Liu, C. Hou, B. Tan and X.-Y. Liu, *Nat. Commun.*, 2016, **7**, 13852; (b) N. Wang, Q.-S. Gu, Z.-L. Li, Z. Li, Y.-L. Guo, Z. Guo and X.-Y. Liu, *Angew. Chem., Int. Ed.*, 2018, **57**, 14225–14229.

