


# Dalton Transactions

An international journal of inorganic chemistry

rsc.li/dalton







ISSN 1477-9226

**PERSPECTIVE**

Gareth R. Owen *et al.*  
Recent developments on the transformation of CO<sub>2</sub> utilising  
ligand cooperation and related strategies

Cite this: *Dalton Trans.*, 2022, **51**, 11582

## Recent developments on the transformation of CO<sub>2</sub> utilising ligand cooperation and related strategies

Ramaraj Ayyappan,  † Issam Abdalghani,  † Rosenildo C. Da Costa  † and Gareth R. Owen  \*

A portfolio of value-added chemicals, fuels and building block compounds can be envisioned from CO<sub>2</sub> on an industrial scale. The high kinetic and thermodynamic stabilities of CO<sub>2</sub>, however, present a significant barrier to its utilisation as a C1 source. In this context, metal–ligand cooperation methodologies have emerged as one of the most dominant strategies for the transformation of the CO<sub>2</sub> molecule over the last decade or so. This review focuses on the advancements in CO<sub>2</sub> transformation using these cooperative methodologies. Different and well-studied ligand cooperation methodologies, such as dearomatisation–aromatisation type cooperation, bimetallic cooperation (M...M'; M' = main group or transition metal) and other related strategies are also discussed. Furthermore, the cooperative bond activations are subdivided based on the number of atoms connecting the reactive centre in the ligand framework (spacer/linker length) and the transition metal. Several similarities across these seemingly distinct cooperative methodologies are emphasised. Finally, this review brings out the challenges ahead in developing catalytic systems from these CO<sub>2</sub> transformations.

Received 23rd May 2022,  
Accepted 30th June 2022

DOI: 10.1039/d2dt01609e

rsc.li/dalton

## Introduction

### Importance of utilising CO<sub>2</sub> as a chemical feedstock

The utilisation of fossil fuels to meet global energy demands and feedstock chemicals leads to the continuous rise in carbon dioxide (CO<sub>2</sub>) emissions. The CO<sub>2</sub> level in the atmosphere is currently 417.21 parts per million, as measured at the Mauna Loa Baseline Observatory on 10th May 2022.<sup>1</sup> The steep rise in CO<sub>2</sub> levels over many decades is attributable to the industrial processing of non-renewable fossil fuels (coal, oil, natural gas), which are still utilised to produce electricity, commodity chemicals and materials. Activities such as deforestation, expansion of vehicle use and other demands due to population increase have exacerbated this further.<sup>2</sup> Thus, the alarming levels of anthropogenic CO<sub>2</sub> have led to significant climate change and global warming. A substantial paradigm shift in approach towards green, sustainable and renewable technologies is required.<sup>3–5</sup>

Currently, CO<sub>2</sub> is used on a large scale for the synthesis of urea, salicylic acid and polycarbonates by the chemical industry. In addition, CO<sub>2</sub> is utilised in oil recovery, the beverage industry, low temperature storage applications and for fire

extinguishers. It is introduced in syngas feeds in quantities of up to 30% for the synthesis of CH<sub>3</sub>OH. Together, carbon capture utilisation and storage (CCUS) technologies only reduce a fraction (*ca.* 299 million tonnes per year) of annual CO<sub>2</sub> emissions, which amount to 33 Gtonnes (2019).<sup>6,7</sup> Electricity and heat production usages are the most significant contributors to CO<sub>2</sub> emissions, amounting to just over 14 Gtonnes (40% of the total emissions) during 2019.<sup>8,9</sup> A comprehensive switch to renewable energy sources such as geothermal, wind, solar and biomass-based resources for hydrogen production would make a substantial impact, helping to mitigate CO<sub>2</sub> levels and providing part of the solution.

A further aspect that needs to be addressed is resourcing raw materials needed for the chemical and manufacturing industries. CO<sub>2</sub> is considered as a sustainable alternative C1 feedstock to fossil fuel derived CO because it is abundant, inexpensive, and non-toxic. A portfolio of commodity chemicals can be envisaged from CO<sub>2</sub>, including base chemicals, polymers and fuels.<sup>10–12</sup> The promise of using CO<sub>2</sub> as a C1 synthon, however, faces significant practical challenges in terms of chemical activation due to its high thermodynamic and kinetic stabilities. The CO<sub>2</sub> molecule is centrosymmetric, non-polar and a weak electrophile. The bond energies of its C=O bonds are 127 kcal mol<sup>−1</sup> and its C=O bond lengths are 1.16 Å.<sup>13,14</sup>

Many transformations of CO<sub>2</sub> involve its reduction with hydrogen leading to various oxidation levels of the carbon

School of Applied Science, University of South Wales, Treforest, CF37 4AT, UK.  
E-mail: gareth.owen@southwales.ac.uk

† These authors contributed equally.





centre.<sup>15,16</sup> As an example, the formation of formic acid is thermodynamically unfavourable in the gas phase due to large negative entropic contributions ( $\Delta S_{298\text{ K}} -216\text{ J mol}^{-1}\text{ K}^{-1}$ ,  $\Delta G_{298\text{ K}} 7.8\text{ kcal mol}^{-1}$ ). This becomes favourable in aqueous media ( $\Delta G_{298\text{ K}} -2.3\text{ kcal mol}^{-1}$ ) and in the presence of a base to form the corresponding formate salts. On the other hand, reduction to methanol is thermodynamically favourable ( $\Delta H_{298\text{ K}} -11.9\text{ kcal mol}^{-1}$ ,  $\Delta G_{298\text{ K}} -2.3\text{ kcal mol}^{-1}$ ), yet selective reduction and the development of efficient catalytic pathways to this molecule remain a challenge.<sup>17–21</sup> Methanol is one of the most important building blocks for industry and can be used for hydrogen storage and fuel cell applications similar to formic acid.<sup>22</sup>

In this context, homogeneous catalysis plays a vital role in tackling the challenges associated with rising CO<sub>2</sub> levels.<sup>23</sup> Transition metal catalysts provide various bond activation tools to functionalise CO<sub>2</sub>. They can activate CO<sub>2</sub> in a number of different ways and many different coordination modes of CO<sub>2</sub> are observed.<sup>24,25</sup> The development of stable, low cost, active and selective catalysts operating under mild conditions is imperative for industry from the long-term perspective in terms of sustainability. The chemical industries need to be inspired by nature where plants use atmospheric CO<sub>2</sub> from the air to synthesise molecules. Typically, nature employs multifunctional strategies for this, where the transformation at the transition metal centre is supported by additional sites on a given enzyme to facilitate the transformation. This cooperation between multiple sites appears to be an essential factor. Here, we focus on recent developments where metal ligand cooperation (MLC) and related strategies have been employed to open up pathways leading to the transformation of CO<sub>2</sub>.

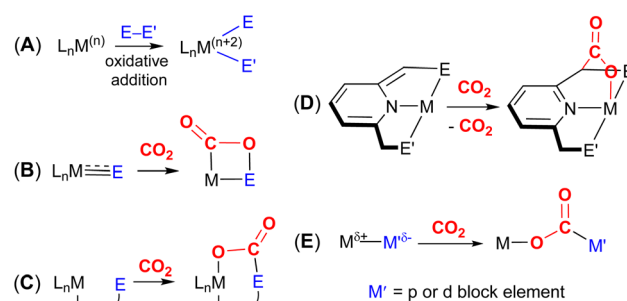
### Metal ligand cooperation related to CO<sub>2</sub>

A key strategy and theme for research on CO<sub>2</sub> activation is focused on MLC methodologies. For the reasons outlined above, CO<sub>2</sub> is a challenging molecule to activate, and thus multicentre activation strategies are required. MLC is a term utilised to describe bond activations and other processes in which the metal and ligand work together in synergy to achieve them. Ligand participation is key for the bond formation and bond breaking steps at the metal centre. Such processes can occur either in a concerted or stepwise manner. For example, in the context of CO<sub>2</sub> activation, the presence of either a basic site on the ligand backbone, which can attack the electrophilic carbon centre, or an acidic site, which coordinates to one of the Lewis basic oxygen centres, would decrease the activation barrier for CO<sub>2</sub> activation. Essentially, any interaction between the ligand and CO<sub>2</sub> in the inner/outer sphere or ligand centred photo or redox transformations in the metal complex could be classified as MLC.<sup>26</sup> One ground-breaking example in this category belongs to Noyori's bifunctional asymmetric hydrogenation catalysts where H<sub>2</sub> is activated across a metal-amido bond (*i.e.*  $\text{M-NR}_2 + \text{H-H} \rightarrow \text{H-M-NHR}_2$ ).<sup>27</sup>

In general, metal-centred activation of small molecules is predominant across catalysis. Bond breaking and bond

making steps are the cornerstones of many processes, such as hydrogenations, hydroformylations, C–C couplings, olefin metathesis and polymerisations.<sup>28</sup> Oxidative addition is one of the most important fundamental steps in many catalytic processes (Fig. 1A). It requires a metal centre with the ability to increase its oxidation state by two units. In contrast, MLC methodology emerged as an alternative avenue for bond activation where cooperation of a ligand was a key feature.<sup>29,30</sup> These methodologies provide unprecedented pathways for the cleavage of strong carbon–oxygen bonds and transformations on CO<sub>2</sub>.<sup>31</sup> There have been many promising developments across a range of MLC methodologies involving CO<sub>2</sub> in recent times. Several interesting cooperative pairs have been identified across the periodic table. This can be attributed to the rise in the number of ligands from simple innocent Lewis bases to versatile multifunctional scaffolds, modulating the structural rigidity and electronic and steric properties of the metal complex. Insights into the different binding modes of CO<sub>2</sub> in MLC would further enrich our knowledge of CO<sub>2</sub> functionalisation.

The most common cooperative methodologies are shown in Fig. 1. Firstly, [2 + 2] cycloaddition of CO<sub>2</sub> across unsaturated M=E units (*i.e.* one atom; where E = CR<sub>2</sub>, SiR<sub>2</sub>, NR or O) is an alternative method (Fig. 1B). These form a four-membered metallacyclic species of the type [MC(O)OE]. A significant bond polarity between M and E facilitates the activation of CO<sub>2</sub>. Secondly, a remote or lateral reactive site on a ligand can work in cooperation with the metal for the activation of CO<sub>2</sub> (Fig. 1C). When the reactive centre is distanced two or three atoms away from the metal centre, this leads to the formation of stable (five or six) chelate rings upon reaction with CO<sub>2</sub>, which serve to stabilise the resulting products. Thirdly, Milstein-type dearomatisation–aromatisation transformations (Fig. 1D) have been widely used in the last decade or so for the activation of CO<sub>2</sub>. This was applied in catalytic transformations where cooperation typically occurred between a dearomatised ligand containing a deprotonated methylene “side-arm” and



**Fig. 1** Bond activation via oxidative addition (A) and an overview of the main MLC strategies for the activation of CO<sub>2</sub>, including [2 + 2] cycloaddition across M=E multiple bonds (one-atom bridges) (B); MLC activation of CO<sub>2</sub> across transition metal and ligand centres (two- and three-atom bridges) (C); dearomatisation–aromatisation (D) and bi-metallic activations (E); (M indicates a metal, L indicates a ligand and E and E' stand for different donor elements containing various substituents).



the metal centre. This is a subclass of the two-atom or three-atom bridged systems but is considered in a separate section here since it also involves the dearomatisation–aromatisation transformation alongside CO<sub>2</sub> activation. Finally, the bimetallic cooperation between two contrasting metal centres (Fig. 1E). For example, early–late transition metal combinations or cooperation between a metal and main group metalloid species (e.g. Al, Ga, In). Here, we explore the various developments in these key MLC types; each are outlined in the following sections.

## Recent developments in metal ligand cooperation methodologies involving CO<sub>2</sub>

### Activation of CO<sub>2</sub> across a one-atom bridge (Fig. 1B)

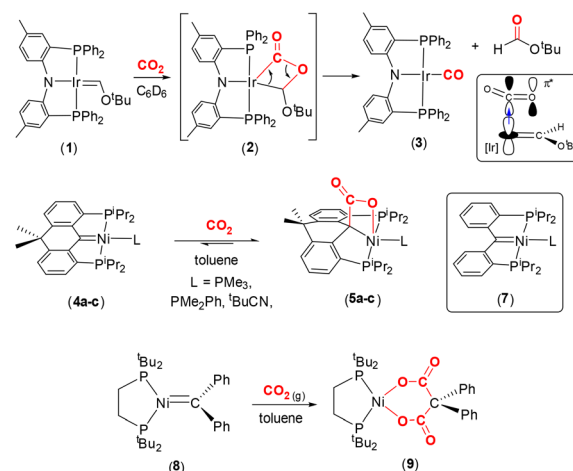
**Bonding and reactivity of metal–ligand multiple bonds.** The reaction of CO<sub>2</sub> with transition metal complexes containing reactive metal–ligand single bonds (M–E; where E = H, CR<sub>3</sub>, NR<sub>2</sub>, OR) typically proceeds via “normal insertion” into the M–E bond to form M–OC(O)–E. This leads to the formate, acetate, carbamate and carbonate products, respectively.<sup>32</sup> It should be noted that there are rare examples of “abnormal insertion” of the type M–C(O)–OE also.<sup>33–35</sup> In contrast, complexes possessing metal–ligand multiple bonds [M=E (or M≡E); where E = CR<sub>2</sub>, SiR<sub>2</sub>, O, NR containing functional groups] can undergo [2 + 2] cycloaddition reactions with CO<sub>2</sub>. This is a class of complexes where extensive  $\pi$ -bonding between metal and E component renders them nucleophilic, depending on the nature of E.<sup>36</sup> These compounds are typically highly reactive and often quite unstable. The reactivity is further influenced by bond polarity due to the difference in electronegativity between the metal and E. Thus, the bond is polarised either as M $\delta^+$ =E $\delta^-$  or M $\delta^-$ =E $\delta^+$  and this will dictate the regiochemistry of CO<sub>2</sub> activation. It should be noted that the MLC of M=E systems can be comparable to bimetallic M–M or M–E' (where E' = main group element) cooperation. This is covered in the last section.

Four major classes of metal–ligand multiple bonds are discussed in this section. The ligands can be carbenes, silylenes, nitrenes and oxo functionalities. Firstly, Fischer and Schrock carbenes are the two major classes of carbenes extensively investigated in this family.<sup>37–39</sup> Fischer carbenes are electrophilic, L-type, two-electron donors with weak back-bonding from metal to ligand. On the other hand, Schrock carbenes are nucleophilic. Secondly, silylenes (R<sub>2</sub>Si:) are heavier analogues of their lighter congener carbenes; however, due to the low electronegativity of silicon (Si: 1.8 vs. C: 2.5 on the Pauling scale), and its ability to stabilise incipient positive charge, silylenes are inherently electrophilic. In addition, they have the tendency to form hypervalent bonds, making them distinct when compared to carbenes. Finally, the bonding in terminal oxo (M=O) and imido (M=NR) complexes involves extensive  $\pi$ -bonding interactions with the metal due to lone pairs on the oxygen and nitrogen centres. The hybridisation of E changes

from sp<sup>2</sup> for carbenes and silylenes to sp for imido. In terms of oxo and imido compounds, those examples that react with CO<sub>2</sub> tend to be high valent early transition metals where the reactivity observed involves nucleophilic attack at the electrophilic carbon centre of CO<sub>2</sub>.

**[2 + 2] cycloaddition reactions involving L<sub>n</sub>M=CR<sub>2</sub> and CO<sub>2</sub>.** Representative carbene complexes exhibiting [2 + 2] cycloaddition reactions with CO<sub>2</sub> are highlighted in Scheme 1. Grubbs and co-workers characterised the first nucleophilic Fischer carbene iridium(i) complex supported by Ozerov's amidophosphine PNP pincer ligand.<sup>40–42</sup> The square planar complex, [(PNP)Ir=C(H)O<sup>t</sup>Bu] (1), which contains a short Ir=C bond [1.882(4) Å], reacts with CO<sub>2</sub> in C<sub>6</sub>D<sub>6</sub> to form the stable carbonyl complex (3) along with <sup>t</sup>butylformate as a by-product. The reactivity was explained by nucleophilic attack of the d<sub>z<sup>2</sup></sub> HOMO electrons at the iridium centre on the  $\pi^*$  orbital of the CO<sub>2</sub> moiety. The population of the  $\pi^*$  orbital of CO<sub>2</sub> results in the reduction of the bond order of the C–O bonds. Furthermore, the proximity of the electron rich oxygen centre to the Ir=C bond also serves to reduce this bond order by interrupting the  $\pi$  backdonation, thereby facilitating the formation of the intermediate metallalactone, [IrC(O)OC] complex 2 (Scheme 1, top). The formation of this species was supported by low temperature NMR studies and density functional theory (DFT) calculations. In the DFT optimised structure of 2, the former iridium–carbon double bond is elongated to 2.003 Å and the IrC(O)–O distance elongated from 1.16 Å to 1.348 Å.

Later, Piers and co-workers showed that square planar nickel pincer complexes, [(PCP)Ni(L)] (4a–c), where the PCP ligand was based on a 10,10-dimethyl-9,10-dihydroanthracene scaffold and L = PMe<sub>3</sub>, PMe<sub>2</sub>Ph or <sup>t</sup>BuCN, underwent reversible [2 + 2] cycloaddition with CO<sub>2</sub> in toluene (or C<sub>6</sub>D<sub>6</sub>) to yield square pyramidal nickellalactone complexes 5a–c (Scheme 1, middle).<sup>43</sup> In the reaction involving the PMe<sub>2</sub>Ph ligand, new



**Scheme 1** Selected examples involving [2 + 2] cycloaddition between a carbene moiety and the CO<sub>2</sub> molecule. The inset in the top reaction provides a simplistic representation of the interaction between complex 1 and CO<sub>2</sub> in this transformation (see text for details).

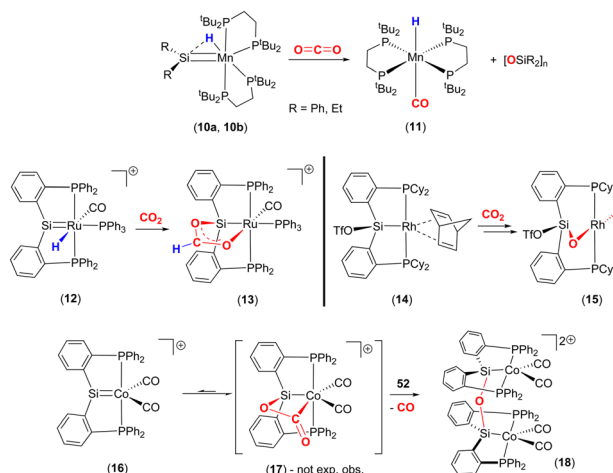


C–C and Ni–O bonds were formed with distances of 1.571(2) Å and 2.146(1) Å, respectively. The corresponding carbon–oxygen distances were found to be 1.276(2) Å and 1.226(2) Å. Interestingly, the related higher oxidation state complex, [(PCP)NiBr][SbF<sub>6</sub>] (**6**), did not react with CO<sub>2</sub>. This is due to the carbene centre becoming more electrophilic as a result of the Ni(II) oxidation state, as compared to Ni(0) in **4a–c**. As expected, the nickel–carbon distance in the pincer ligand is shorter in the Ni(II) complex when compared to the corresponding distance in Ni(0) complex, cf. 1.874(4) Å in **6** and 1.906(1) Å in **4c** (tBuCN). The <sup>13</sup>C{<sup>1</sup>H} NMR chemical shift also reflects the change in electronic parameters at the metal centre from Schrock-type, δ 114.6 ppm (THF-d<sub>8</sub>) in complex **4c**, to more Fischer-type, δ 250.8 ppm (CD<sub>2</sub>Cl<sub>2</sub>) in **6** in terms of carbene-type character.

A closely related complex, [(PCP)Ni(NC<sup>t</sup>Bu)], **7** (shown in the box in Scheme 1, middle), where the PCP ligand in this case is [C{o-C<sub>6</sub>H<sub>4</sub>P(<sup>t</sup>Pr)<sub>2</sub>}]<sub>2</sub>, gave intractable mixtures upon reaction with CO<sub>2</sub> unlike the 10,10-dimethyl-9,10-dihydroanthracene based complexes **4a–c**.<sup>44</sup> The key difference between these two ligand scaffolds was attributed to the change in torsion angles involving the aryl rings and rigidity of the ligand backbones. These examples demonstrate the effect of tailoring the ligand platform and the charge at the metal centre on the propensity for CO<sub>2</sub> activation.

Hillhouse and co-workers previously isolated a nucleophilic, trigonal planar, zerovalent nickel complex containing a “CPh<sub>2</sub>” carbene fragment, complex **8**, as shown in Scheme 1, bottom.<sup>45</sup> It was found that the nickel–carbon distance was 1.836(2) Å. NMR spectroscopy revealed a signal in the <sup>13</sup>C{<sup>1</sup>H} NMR spectrum at δ 222 ppm (d, <sup>2</sup>J<sub>PC</sub> = 51 Hz). When a solution of **8** was placed under a CO<sub>2</sub> atmosphere in toluene, new cyclic complex **9** was formed as a bright yellow solid in 90% yield. This complex contained a dicarboxylate {[OC(O)C(Ph)<sub>2</sub>C(O)O]<sup>2-</sup>} unit coordinated to the nickel centre. The formation of **9** was explained by the initial [2 + 2] cycloaddition to form the nickellalactone, i.e. NiC(Ph)<sub>2</sub>C(O)O, followed by a second insertion of CO<sub>2</sub> into the Ni–C(Ph)<sub>2</sub> bond. It was rationalised that the second insertion was driven by relaxation of the strain associated with the initial four-membered ring. In **9**, the two Ni–O distances were found to be 1.8696(13) Å and 1.8773(13) Å, the C=O bond lengths were 1.221(2) Å and 1.225(2) Å. The corresponding O–C(O) distances were 1.292(2) Å and 1.287(2) Å and the C–C(Ph)<sub>2</sub> distances were 1.554(3) Å and 1.559(3) Å. It appeared that there was significant double bond character in the O–C(O) units.

**[2 + 2] cycloaddition reactions involving L<sub>n</sub>M=SiR<sub>2</sub> and CO<sub>2</sub>.** More recently a number of research groups have investigated cycloadditions involving L<sub>n</sub>M=SiR<sub>2</sub> species and CO<sub>2</sub> (Scheme 2). Emslie and co-workers reported the reaction of manganese–hydride complexes containing terminal silylene units (**10a**, **10b**) with CO<sub>2</sub> to give *trans*-[MnH(CO)(dmpe)<sub>2</sub>] (**11**) and the corresponding polysiloxane [R<sub>2</sub>SiO]<sub>n</sub> products (Scheme 2, top).<sup>46</sup> The proposed mechanism for this transformation was *via* a [2 + 2] cycloaddition between the Mn=SiR<sub>2</sub> unit and one of the double bonds of the CO<sub>2</sub> mole-

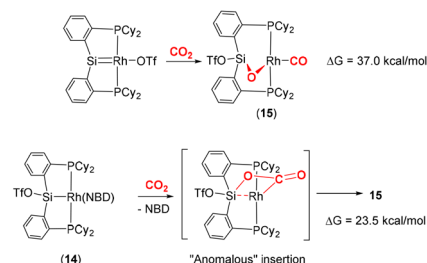


**Scheme 2** Selected examples of reactions involving silylene complexes with CO<sub>2</sub>.

cule. The formation of a strong Si–O bond was proposed to be the driving force for the formation of the polysiloxane product.

Over a number of years, the Whited group has worked extensively on metal silylene complexes, where the silylene unit is embedded in a pincer scaffold. In one such example, they highlighted a MLC process in [RuH(=SiP<sup>Ph</sup><sub>2</sub>)(CO)(PPh<sub>3</sub>)]<sup>+</sup> (**12**), where <sup>Ph</sup>P<sub>2</sub>Si is Si(o-C<sub>6</sub>H<sub>4</sub>PPh<sub>2</sub>)<sub>2</sub> reacted with CO<sub>2</sub> to form complex **13** (Scheme 2, middle-left).<sup>47</sup> The new complex was found to contain a new metallacycle featuring a RuOC(H)OSi ring. The transformation was attributed to Ru–Si cooperative bond activation. The first step involved the insertion of a CO<sub>2</sub> molecule into the Ru–H bond to form the corresponding formate [RuOC(O)H] complex. The carbonyl oxygen of this new species was then stabilised by interaction with the Lewis acidic silicon centre, thus forming the RuOC(H)OSi cycle. It was shown that the transformation could be monitored by <sup>29</sup>Si NMR, which revealed a clean transition from δ = 278 ppm, in **12**, to δ = 118 ppm in the product, consistent with a change in hybridisation at silicon. This mode of cooperative activation (i.e. activation involving a TM and a Lewis acid) shares a resemblance with FLP type activation where activation occurs through the cooperation of the M–H functionality and a p-block Lewis acid.

Developing on this, the same group reported a contrasting mechanism for the reductive cleavage of CO<sub>2</sub> mediated by a related rhodium silyl [Rh(C<sup>y</sup>P<sub>2</sub>Si<sup>OTf</sup>)(NBD)] (**14**, Scheme 2, middle-right).<sup>48</sup> They showed that **14** readily reacted with CO<sub>2</sub> in CH<sub>2</sub>Cl<sub>2</sub> to form the square planar complex **15**, which featured a new CO ligand and a bridging oxygen atom between the rhodium and silicon centres. Here, the CO<sub>2</sub> molecule has undergone reductive cleavage to form a Si–O bond and a rhodium(I) carbonyl ligand. The 2-electron reduction of CO<sub>2</sub> to Rh–CO and Si–O is facilitated by MLC and the polarity difference between the rhodium and silicon centres. Among others, two main mechanisms were considered by DFT calculations (Scheme 3). The first one involved the formation of a NBD free



**Scheme 3** DFT calculated pathways for CO<sub>2</sub> reductive cleavage of CO<sub>2</sub> into CO and siloxide by complex 14. Top: silylene pathway, bottom: anomalous insertion pathway.

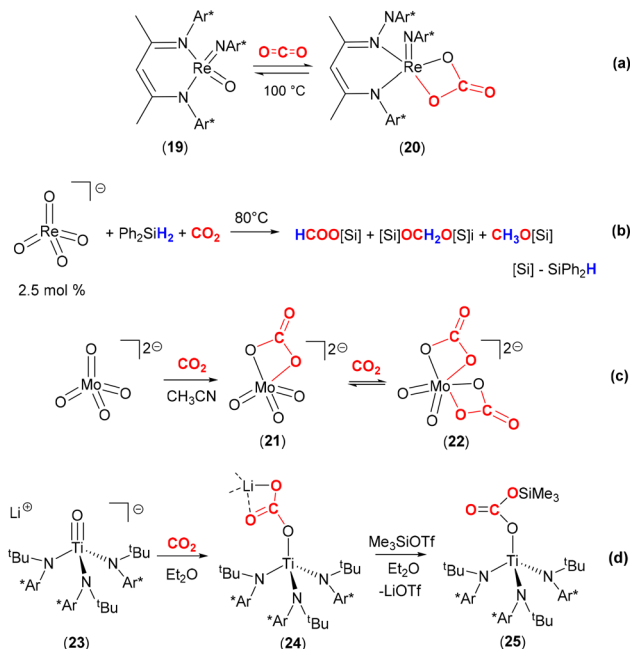
complex with a silylene (Rh=Si) species formed *via* migration of triflate to the metal centre and subsequent reaction with CO<sub>2</sub> *via* [2 + 2] cycloaddition. This pathway, however, required a significantly large activation barrier (37.0 kcal mol<sup>-1</sup>, 298 K). Whereas the second pathway proceeded *via* an "anomalous" insertion into the Rh–Si bond to form the siloxyacyl species, RhC(O)OSi. This was found to have a more reasonable activation barrier of 23.5 kcal mol<sup>-1</sup>. The RhC(O)OSi species then underwent de-insertion of CO to form the Rh–CO unit with the remaining oxygen bridging the silicon and rhodium centres. Incidentally, the "normal" insertion pathway, leading to RhOC(O)Si, was also ruled out since it was found to be a high energy species.

Later, Whited and co-workers also reported the reactivity of CO<sub>2</sub> on a 3d<sup>8</sup> cationic cobalt(i) silylene complex [Co(=SiP<sup>Ph</sup>)(CO)<sub>2</sub>]<sup>+</sup> (16, Scheme 2, bottom).<sup>49,50</sup> The reaction leads to dinuclear complex 18, which features Co(II) centres and the silicon centres are bridged (μ<sup>2</sup>) by an oxo species. Again, this arises due to the 2-electron reduction of CO<sub>2</sub> to CO (which is eliminated) and where each cobalt centre undergoes a one electron oxidation. The reaction was investigated by DFT calculations, which suggested that it proceeded *via* an initial [2 + 2] cycloaddition of CO<sub>2</sub> across the cobalt–silicon double bond. Interestingly, when the substituents at phosphorus were changed to iso-propyl groups, the same transformation involving CO<sub>2</sub> was not observed. This suggests that the influence of the ligand's electronic and steric properties are also important parameters.

The reactivity highlighted in the two examples above is reminiscent of the bimetallic cooperative activation of CO<sub>2</sub> leading to the formation of metal oxo M–O and M–CO bonds (*vide infra*). In these examples, MLC is facilitated by the formation of strong Si–O bonds, which provide a thermodynamic driving force for the transformations. It becomes evident that in different situations the deoxygenation of CO<sub>2</sub> is strongly driven by the formation of E–O bonds (for example, where E = Si, B and Al) in addition to the formation of stable transition metal–CO species.

### Reaction of metal–oxo complexes with CO<sub>2</sub>

The reactivity of carbon dioxide with transition metal oxo complexes has been explored; selected examples are shown in



**Scheme 4** Reaction of high valent early transition oxo complexes with CO<sub>2</sub>. Ar\* = 2,6-diisopropylphenyl (Dipp).

Scheme 4. Recently, a nucleophilic rhenium(v) oxo imido complex, [Re(=NDipp)(=O)(BDI)] (19, where Dipp = 2,6-diisopropylphenyl and BDI = *N,N'*-bis-(Dipp)-3,5-dimethyl-β-diketiminato) was shown to reversibly bind CO<sub>2</sub> to form the carbonate complex 20 [Scheme 4(a)].<sup>51</sup> The carbonate ligand in this complex coordinates with a κ<sup>2</sup>-O,O coordination mode, forming a four-membered ring motif. Calculations revealed the weak entrapment of the CO<sub>2</sub> molecule with a binding strength of 2.2 kcal mol<sup>-1</sup>. A crystal structure revealed that Re–O distances involving the carbonate ligand were 2.018(4) Å and 2.021(4) Å.

It is of interest to explore the further transformation of CO<sub>2</sub> once it has been activated at a metal centre. One of the many examples is shown in Scheme 4(b).<sup>52</sup> Love and co-workers demonstrated that the air stable, high valent perrhenate complex [N(hexyl)<sub>4</sub>][ReO<sub>4</sub>] could be utilised as a catalyst for the hydrosilylation of CO<sub>2</sub>. Utilising this complex with a catalytic loading of 2.5 mol%, with Ph<sub>2</sub>SiH<sub>2</sub> and 1 atm pressure of CO<sub>2</sub> gave the products silylformate, silylacetal and methoxysilane. The product distribution and selectivity were strongly dependent on the nature of the specific silane, solvent, temperature, and reaction duration. CH<sub>3</sub>OH was obtained from CH<sub>3</sub>OSiPh<sub>2</sub>H after quenching with H<sub>2</sub>O in almost quantitative yield. The selectivity for the formation of CH<sub>3</sub>OSiPh<sub>2</sub>H was improved under optimised reaction conditions (DMF, Ph<sub>2</sub>SiH<sub>2</sub>, 80 °C). The different pathways for the catalytic hydrosilylation of CO<sub>2</sub> using [ReO<sub>4</sub>]<sup>−</sup> were investigated by experimental and DFT methods. Experimental results clearly ruled out direct [2 + 2] cycloaddition between CO<sub>2</sub> and Re=O to form the corresponding carbonate species, [ReO<sub>3</sub>(CO<sub>3</sub>)]<sup>−</sup>. Alternative mechanistic pathways proposed by DFT calculations suggested





the activation of  $\text{PhSiH}_3$  by  $\text{Re}=\text{O}$  in the first step. This hydrosilane can be activated *via* two different routes; either (i) 1,2-addition of the Si–H bond across the  $\text{Re}=\text{O}$  bond to form a rhenium hydride siloxide species,  $\text{Re}(\text{H})(\text{OSiH}_2\text{Ph})$ , with an activation barrier of  $\Delta G = 27 \text{ kcal mol}^{-1}$ . This is followed by insertion of the  $\text{CO}_2$  molecule into the resulting Re–H bond to generate the formate species,  $\text{Re}\{\text{OC}(\text{O})\text{H}\}(\text{OSiH}_2\text{Ph})$ ; or (b) through a  $\text{Re}=\text{O}\cdots\text{SiH}_3\text{Ph}$  interaction, forming a hypervalent “ $\text{ReO}-\text{SiH}_3\text{Ph}$ ” species followed by insertion of  $\text{CO}_2$  directly into one of the Si–H bonds to form the silylformate adduct  $[\text{ReOSiPhH}_2\{\text{OC}(\text{O})\text{H}\}]$ . This latter pathway has a lower activation barrier ( $\Delta G = 19.4 \text{ kcal mol}^{-1}$ ). Subsequent Si–H bond activation in the same way would explain the observed silyl acetal and methoxysilane products.

Interestingly, the  $[\text{N}(\text{hexyl})_4][(\text{ReO}_4)]$  complex was also found to serve as a catalyst for the *N*-methylation of amines (including  $^i\text{Pr}_2\text{NH}$ , pyrrolidine, morpholine, piperidine) using  $\text{CO}_2$  as a  $\text{C}_1$  source and silanes as a reducing agent. Similarly, a simple environmentally benign inorganic oxometallate,  $\text{K}_2\text{WO}_4$  (10 mol% catalytic loading), was also shown to act as a catalyst for the *N*-methylation or *N*-formylation of amines using  $\text{PhSiH}_3$  as a reducing agent under the following reaction conditions:  $\text{CH}_3\text{CN}$ ,  $70^\circ\text{C}$ , 12 h.<sup>53</sup>

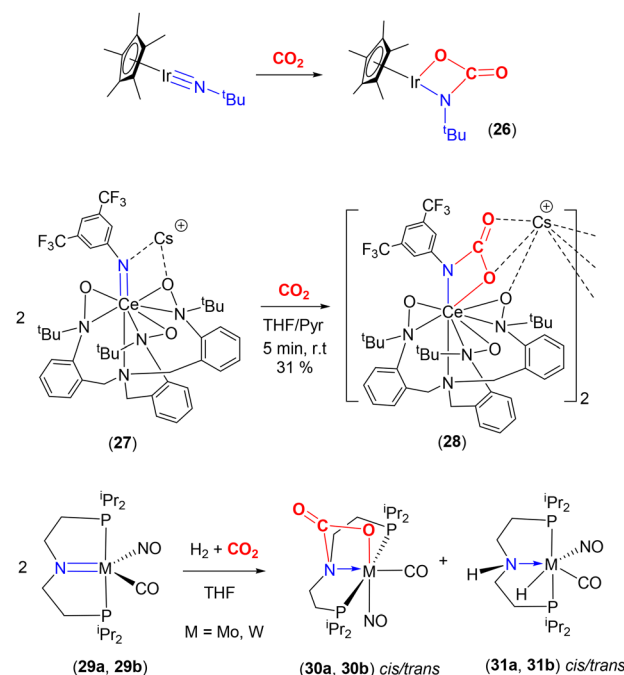
Furthermore, the soluble monomeric molybdate dianion  $[\text{PPN}]_2[\text{MoO}_4]$  ( $\text{PPN} = (\text{Ph}_3\text{P})_2\text{N}^+$ ) reacted with  $\text{CO}_2$  to form well defined mono- and bicarbonate complexes  $[\text{MoO}_3(\kappa^2\text{-O}, \text{O}-\text{CO}_3)]^{2-}$  (**21**) and  $[\text{MoO}_2(\kappa^2\text{-O}, \text{O}-\text{CO}_3)_2]^{2-}$  (**22**, Scheme 4c).<sup>54</sup> In monocarbonate complex **21**, the C–O bonds were found to be 1.3357(14) and 1.3048(13) whilst the Mo–O bond was 2.2191(9) Å. The C=O bond [1.2258(13) Å] was elongated with respect to free  $\text{CO}_2$  as expected (*cf.* 1.162 Å in  $\text{CO}_2$ ). Stoichiometric reaction of the monocarbonate,  $[\text{PPN}]_2[\text{MoO}_3(\kappa^2\text{-O}, \text{O}-\text{CO}_3)]$ , with  $\text{Et}_3\text{Si}-\text{H}$  resulted in the clean conversion to formate  $[\text{PPN}][\text{OC}(\text{O})\text{H}]$  and  $[\text{PPN}][\text{MoO}_3(\text{OSiEt}_3)]$  in good yields. Isolation and characterisation of discrete homogeneous cycloaddition intermediates resulting from the reaction between  $\text{CO}_2$  and  $\text{Mo}=\text{O}$  (such as **21** and **22**) provides an insight into the mechanism of activation of their heterogeneous counterparts.

The Cummins group also demonstrated the nucleophilicity of the oxo ligand, and the effect of a lithium cation, on the reactivity of a titanium complex with  $\text{CO}_2$  [Scheme 4(d)].<sup>55</sup> The anionic titanium oxo complex,  $[\text{Li}(\text{Et}_2\text{O})_2][\text{Ti}(\text{O})\{\text{N}(\text{tBu})(3,5\text{-Me}_2\text{C}_6\text{H}_3)\}_3]$  (**23**), rapidly reacted with one equivalent of  $\text{CO}_2$  in  $\text{Et}_2\text{O}$  to generate complex **24**. As shown in the scheme, this new complex features a titanium–carbonate moiety where the carbonate is coordinated in a rare  $\kappa^1\text{-O}$  coordination mode to the titanium centre. The negative charge resides on the other two oxygen atoms and is stabilised by Li–O interactions with an unsymmetrical  $\kappa^2\text{-O}, \text{O}$  mode (Li–O distances 1.911(5) Å and 2.257(5) Å). The lithium cations also form a hexamer type structure where they connect the carbonate moieties of other complexes within a hexagonal motif. The binding of  $\text{CO}_2$  was found to be reversible in solution under dynamic vacuum and was additionally assisted by sequestering the lithium cations with 12-crown-4. The Ti–O bond length in **24** was found to be 1.849(2) Å, which was a significant elongation when compared

to the titanium–oxygen distance in starting material **23** (1.712(2) Å). This infers relatively weak  $\pi$ -bonding between titanium and oxygen centres following  $\text{CO}_2$  activation. On the other hand, the weak binding of  $\text{CO}_2$  was also supported by the bond lengths found in **24**. The Ti–O–C distance was 1.319(3) Å, the C=O distance was 1.232(3) Å and the C–OLi distance 1.292(3) Å. Complex **24** could be further reacted as a means of transforming activated  $\text{CO}_2$ . The addition of  $\text{Me}_3\text{SiOTf}$  to **24** resulted in the formation of silyl carbonate complex  $[\text{Ti}\{\text{OC}(\text{O})\text{OSiMe}_3\}\{\text{N}(\text{tBu})(3,5\text{-Me}_2\text{C}_6\text{H}_3)\}_3]$  (**25**) and elimination of  $\text{LiOTf}$ . Heating this new complex above  $80^\circ\text{C}$  results in the loss of  $\text{CO}_2$  and the formation of siloxide complex  $[\text{Ti}(\text{OSiMe}_3)\{\text{N}(\text{tBu})(3,5\text{-Me}_2\text{C}_6\text{H}_3)\}_3]$ . Similarly, complex **24** reacts with pivaloyl chloride,  $\text{tBuC}(\text{O})\text{Cl}$ , to form  $[\text{Ti}\{\text{OC}(\text{O})\text{tBu}\}\{\text{N}(\text{tBu})(3,5\text{-Me}_2\text{C}_6\text{H}_3)\}_3]$  with the elimination of  $\text{LiCl}$  and  $\text{CO}_2$ . An analogous nitride system is outlined in the following section.

### Reaction of metal–nitrido and –imido complexes with $\text{CO}_2$

Many of the developments observed for metal–oxo complexes with  $\text{CO}_2$  are also found for the corresponding nitrido and imido complexes. A range of selected examples are shown in Scheme 5. Transformations similar to those found for oxo complex **23** above were also observed for the nitride complex,  $[\text{Na}][\text{Nb}(\equiv\text{N})\{\text{N}(\text{tBu})(3,5\text{-Me}_2\text{C}_6\text{H}_3)\}_3]$ . This complex reacted with  $\text{CO}_2$  to form the corresponding carbamate complex,  $[\text{Na}][\text{Nb}\{\text{N} \rightarrow \text{CO}_2\}\{\text{N}(\text{tBu})(3,5\text{-Me}_2\text{C}_6\text{H}_3)\}_3]$ . This further reacted with  $\text{Ac}_2\text{O}$  to give the isocyanate–acetate complex  $[\text{Nb}(\text{OAc})(\text{O}=\text{C}=\text{N})\{\text{N}(\text{tBu})(3,5\text{-Me}_2\text{C}_6\text{H}_3)\}_3]$  with the elimination of sodium acetate. Finally, reduction with  $\text{SmI}_2$ , followed by reaction with  $\text{Na}/\text{Hg}$  (two electron reduction) resulted in the extru-



**Scheme 5** The [2 + 2] reaction of selected amido or imido complexes with  $\text{CO}_2$ .



sion of CO and regeneration of the starting niobium nitride. This series of transformations provided a closed cycle for the transformation of CO<sub>2</sub> into CO mediated by a nitride complex.<sup>56</sup>

The Bergman group was one of the pioneers in the development of the area surrounding metal–ligand multiple bond activation, first demonstrating [2 + 2] activation of CO<sub>2</sub> across an iridium–imido triple bond (Scheme 5, top). They synthesised the first “one legged piano stool” complex, containing an iridium(III) centre, a  $\eta^5$ -C<sub>5</sub>Me<sub>5</sub> ligand and a nucleophilic imido ligand containing bulky substituents at nitrogen.<sup>57,58</sup> Complexes of the type [Ir(Cp\*)(=NR)] (where R = <sup>t</sup>Bu, SiMe<sub>2</sub><sup>t</sup>Bu, 2,6-Me<sub>2</sub>-C<sub>6</sub>H<sub>3</sub>, 2,6-<sup>i</sup>Pr<sub>2</sub>-C<sub>6</sub>H<sub>3</sub>) were investigated. The presence of strong  $\pi$ -donor interactions between the metal and imido ligand were confirmed by short Ir–N distances [e.g. 1.712(7) Å for Ir(Cp\*)(=N<sup>t</sup>Bu)] and linear arrangements [a Ir–N–C angle of 177.2(5)° for the same complex]. As shown in the scheme, the reaction of [Ir(Cp\*)(=N<sup>t</sup>Bu)] with CO<sub>2</sub> led to [2 + 2] cycloaddition across the iridium–nitrogen bond and the formation of the carbamate complex, [(Cp\*)Ir{OC(O)N<sup>t</sup>Bu}] (26), isolated as a red crystalline solid. The Ir–N bond length, in this carbamate complex was found to be 1.943(6) Å. This was longer than the corresponding distance for the starting material (*vide supra*). Furthermore, the reduction of the Ir–N–C bond angle to 141.6(5)° confirmed the change in hybridisation of imido nitrogen from sp to sp<sup>2</sup>.

More recent examples exhibiting similar reactivity were reported by a number of research groups. For example, in 2018 Schneider and co-workers reported the reaction of a square planar pincer complex, [Ir(=N<sup>t</sup>Bu)(PNP)] {PNP = N(CH=CHP<sup>t</sup>Bu)<sub>2</sub>}, with CO<sub>2</sub> at 283 K in THF, resulting in [2 + 2] cycloaddition to form the corresponding carbamate complex, [Ir{OC(O)N<sup>t</sup>Bu}(PNP)].<sup>59</sup>

Similarly, a set of nickel(II) imido complexes of the type [Ni(=NR)(dtbpe)], analogous to carbene complex **8** (Scheme 1, bottom), were found to react with CO<sub>2</sub> (R = 2,6-<sup>i</sup>Pr<sub>2</sub>-C<sub>6</sub>H<sub>3</sub> and 1-adamantyl, and dtbpe = <sup>t</sup>Bu<sub>2</sub>PCH<sub>2</sub>CH<sub>2</sub>P<sup>t</sup>Bu<sub>2</sub>). For complexes where R = 2,6-<sup>i</sup>Pr<sub>2</sub>-C<sub>6</sub>H<sub>3</sub>, square planar nickel metallacycles of the type, [Ni{OC(O)N(2,6-<sup>i</sup>Pr<sub>2</sub>-C<sub>6</sub>H<sub>3</sub>)}(dtbpe)] were formed *via* a [2 + 2] addition, as a pale-yellow solid. This complex was structurally characterised. The key distances were Ni–O 1.9334(15) Å, Ni–N 1.8912 Å, O=C 1.229(2) Å and C–O 1.340(2) Å. It was found, however, that the corresponding electron rich and sterically hindered adamantyl complex directly formed a bicarbamate product of the form [Ni{OC(O)N(1-Ad)C(O)O}-(dtbpe)]. The substituents on the imido nitrogen influence the reactivity of Ni=N–R complexes. Again, this is analogous to related carbene complex **8**, which forms dicarboxylate complex **9** (*vide supra*). The isolated adamantyl bicarbamate complex shows two carbonyl stretching bands at 1667 cm<sup>−1</sup> and 1624 cm<sup>−1</sup> in the IR spectrum. Thus, it can be stated that the reactivity of carbene and imido species on a Ni(dtbpe) fragment is analogous.<sup>60</sup>

[2 + 2] cycloaddition reactivity was also reported for palladium(II) complexes. Munz and co-workers reported that terminal sulfonimido complex [Pd(NTs)(CAAC)] {where Ts = *p*-tolue-

nesulfonyl and CAAC = cyclic(alkyl)(amino)carbene} also reacted with CO<sub>2</sub>. The authors indicated that the zwitterionic character of the palladium–nitrogen bond (Pd<sup>δ+</sup> and N<sup>δ−</sup>) made the nitrogen centre strongly nucleophilic thus facilitating its reactivity with CO<sub>2</sub>. The resulting product was [Pd{OC(O)NTs}(CAAC)] containing a four-membered cyclic palladacarbamate metallacycle.<sup>61</sup>

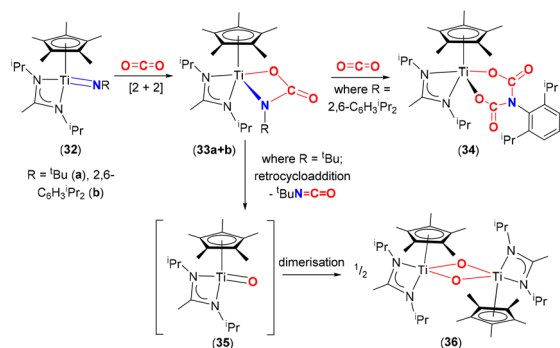
Another recent example involving an anionic rare earth lanthanide cerium(IV) imido complex was reported by Schelter and co-workers (Scheme 5, middle).<sup>62</sup> They demonstrated that cerium complex **27**, shown in the scheme, reacted with CO<sub>2</sub> to form complex **28**, which existed as a dinuclear structure featuring carbamate functional groups. This, again, formed *via* a [2 + 2] cycloaddition.

An interesting example was reported by Berke and co-workers that showed competing reactions involving H<sub>2</sub> and CO<sub>2</sub> with group 6 transition metal pincer type complexes (Scheme 5, bottom).<sup>63</sup> The pincer ligand used in this investigation was [N(CH<sub>2</sub>CH<sub>2</sub>P<sup>i</sup>Pr<sub>2</sub>)<sub>2</sub>]<sup>−</sup>, (P'NP'), where the central functional group was an amido species. The starting complexes, [M(CO)(NO)(P'NP')] {M = Mo (**29a**), W (**29b**)}, reacted with CO<sub>2</sub> (at 2 atm pressure, 298 K) to form the [2 + 2] cycloaddition product (across the metal–nitrogen bond) to form octahedral carbamate complexes (**30a**, **30b**, respectively). In the X-ray structure of the tungsten complex (*trans* isomer), the W–N distance was found to be 2.2603(19) Å. This is elongated by 0.2 Å with respect to the precursor complex. The W–O distance was recorded as 2.2155(18) Å, the C(O)–O distance 1.283(3) Å, and the C=O distance 1.208(3) Å. During this study, the cycloaddition product was found to be an “off-cycle step”, interfering with the productive catalytic hydrogenation of CO<sub>2</sub> in the presence of base (which occurs *via* complexes **31a** or **31b**, respectively). This example demonstrates the competition between the 1,2-addition of H–H and the [2 + 2] cycloaddition of CO<sub>2</sub> across the M–amido (M = Mo, W) reactive site. Due to the strong, irreversible binding of CO<sub>2</sub>, complexes **30a** and **30b** were found not to react further with H<sub>2</sub>, thus blocking the catalytic activity. On the other hand, it should be noted that the same ligand platform supporting the late transition metal complex, [(P'N(H)P')IrH<sub>3</sub>] (the analogue to **31** with a proton at the nitrogen centre), reported by Hazari and co-workers was an excellent catalyst for the production of formate.<sup>64</sup> Here, [2 + 2] cycloaddition across the iridium–amido bond was not observed in the catalytic cycle involving the iridium–amido bond in [(P'NP')IrH<sub>2</sub>]. The key differences between these two systems can be traced back to their tendency to form strong M–O bonds and the presence of  $\pi$ -acceptor co-ligands, NO and CO, on the M(0) metal centres, making the [2 + 2] pathway irreversible.

Mountford and co-workers studied the reactivity of three-legged piano stool complexes [Ti(=NR)( $\eta^5$ -C<sub>5</sub>Me<sub>5</sub>){MeC(N<sup>i</sup>Pr)<sub>2</sub>}], containing imido ligands, NR; R = <sup>t</sup>butyl (**32a**) and 2,6-diisopropylphenyl (Dipp, **32b**) with CO<sub>2</sub> (Scheme 6).<sup>65,66</sup> The reactivity of these complexes was dependent on the substituents on the imido nitrogen. Reactions of **32a** and **32b** with CO<sub>2</sub> proceed through a [2 + 2] cycloaddition involving the tita-



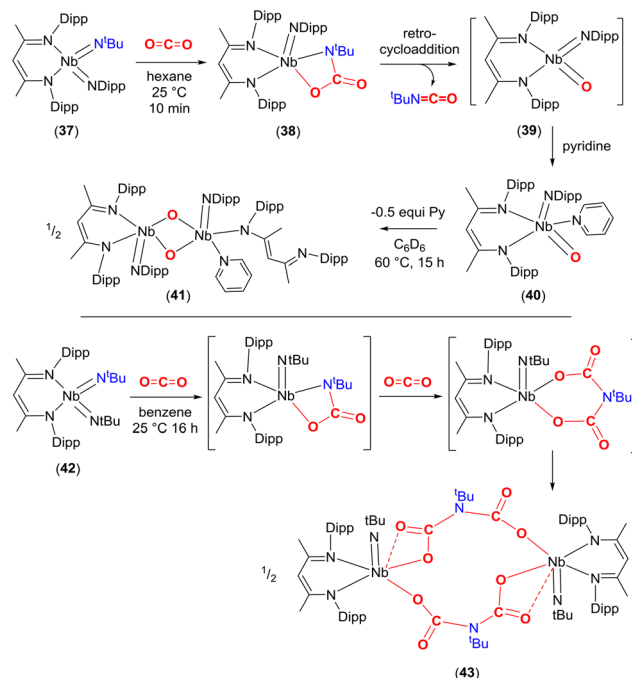




**Scheme 6** Reactivity of titanium imido complex with CO<sub>2</sub>.

nium-imido bond to form the corresponding carbamate complexes,  $[\text{Ti}\{\text{O}(\text{CO})\text{NR}\}\{\eta^5\text{-C}_5\text{Me}_5\}(\text{MeC}(\text{N}^i\text{Pr}_2)_2)]$  (**33a** and **33b**, respectively). The carbamate complexes reacted in two different ways depending on the R substituents. In the case of **33b**, the carbamate reacted further with an additional equivalent of CO<sub>2</sub> to form bicarbamate species  $[\text{Ti}\{\text{OC}(\text{O})\text{N}(\text{C}_6\text{H}_3\text{Pr}_2)\text{C}(\text{O})\text{O}\}\{\eta^5\text{-C}_5\text{Me}_5\}\{\text{MeC}(\text{N}^i\text{Pr}_2)_2\}]$  (**34**), where a second molecule of CO<sub>2</sub> inserted into the Ir–N bond. Whereas for **33a**, the carbamate underwent a retrocycloaddition reaction eliminating <sup>t</sup>BuNCO as a by-product and forming transient titanium oxo species  $[\text{Ti}(=\text{O})(\eta^5\text{-C}_5\text{Me}_5)\{\text{MeC}(\text{N}^i\text{Pr}_2)_2\}]$  (**35**), which dimerised quickly forming a Ti<sub>2</sub>O<sub>2</sub> (μ<sub>2</sub>-O) bridged structure (**36**). It was postulated that the difference in reactivity between **33a** and **33b** was due to the electron donating (<sup>t</sup>Bu) and withdrawing (2,6-diisopropylphenyl) properties of the substituents, which influenced π-bonding in Ti=NR species as well as stabilisation of the resulting bicarbamate species, in the case of **34**. The aryl group on nitrogen is able to reduce the electron density on the resultant “OC(O)N(C<sub>6</sub>H<sub>3</sub><sup>i</sup>Pr<sub>2</sub>)(CO)O” moiety thereby forming a more stable complex, resistant to retrocycloaddition. For the case of <sup>t</sup>Bu complex **33a**, the tendency of early transition metals to form strong M–O bonds yet again acts as a thermodynamic sink for the formation of **36**.<sup>67</sup>

A similar reactivity pattern was found in a set of bis-imido complexes containing niobium(v) metal centres of the type  $[\text{Nb}(\text{N}^i\text{Bu})_2(\text{BDI})]$  and  $[\text{Nb}(\text{N}^i\text{Bu})(\text{Ndipp})(\text{BDI})]$  (**37**, Scheme 7). They undergo [2 + 2] cycloaddition with CO<sub>2</sub> at 298 K. The effect of the substituent on the second spectator imido ligand NR (R = <sup>t</sup>Bu or Dipp) played a crucial role in terms of reactivity. For example, in the case of **37**, the carbamate complex  $[\text{Nb}\{\text{OC}(\text{O})\text{N}^i\text{Bu}\}(\text{Ndipp})(\text{BDI})]$  (**38**) was isolated from hexane (Scheme 7, top). The newly formed bond lengths in this complex were found to be Nb–O 2.070(3), <sup>t</sup>BuN–CO 1.391(5), C(O)–O 1.345(5) and O=C 1.205(5) Å. In the same way as that outlined for complex **33a** above, complex **38** also underwent a [2 + 2] retrocycloaddition to eliminate <sup>t</sup>BuNCO from the carbamate and generates transient oxo species,  $[\text{Nb}(=\text{O})(\text{Ndipp})(\text{BDI})]$  (**39**), which could be trapped with pyridine to form  $[\text{Nb}(\text{O})(\text{Ndipp})(\text{BDI})(\text{pyridine})]$  (**40**). Finally, complex **40** was found to transform further by dimerising to form the bis-μ-oxo complex  $[\text{Nb}(\text{Nar})(\kappa^1\text{-BDI})(\text{pyridine})(\mu\text{-O})\text{Nb}(\text{Nar})(\text{BDI})]$  (**41**). In contrast,

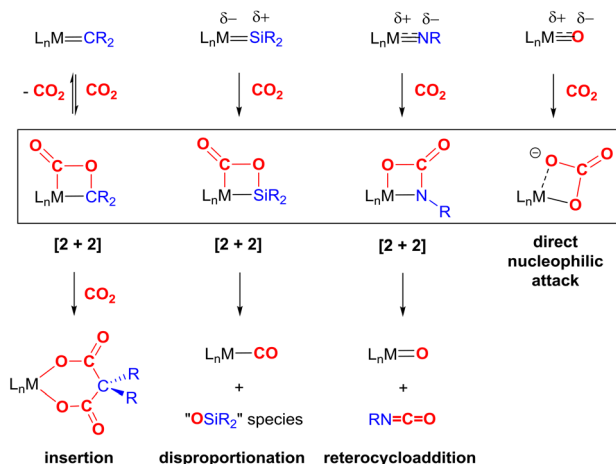


**Scheme 7** The [2 + 2] cycloaddition reaction of niobium imido complexes with CO<sub>2</sub> and their further transformations.

bis-imido complex  $[\text{Nb}(\text{N}^i\text{Bu})_2(\text{BDI})]$  (**42**) formed iminodicarboxylate bridged dimer  $[\text{Nb}(\text{N}^i\text{Bu})\{\mu\text{-O}_2\text{CN}^i\text{BuCO}_2\}(\text{BDI})]_2$  (**43**) through the proposed successive carbamate  $[\text{Nb}\{\text{OC}(\text{O})\text{N}^i\text{Bu}\}(\text{N}^i\text{Bu})(\text{BDI})]$  and bicarbamate  $[\text{Nb}\{\text{OC}(\text{O})\text{N}^i\text{Bu}\text{C}(\text{O})\text{O}\}(\text{N}^i\text{Bu})(\text{BDI})]$  intermediates after reaction with CO<sub>2</sub> (Scheme 7, bottom). The extensive reactivity was ascribed to the high energy d-valence electrons of group 5 and the π-loading methodology using M=NR multiple bonds.<sup>68</sup>

In summary, the [2 + 2] bond activation of CO<sub>2</sub> represents a suitable and promising reaction step for the activation of CO<sub>2</sub>. The key transformations for each of the species, CR<sub>2</sub>, SiR<sub>2</sub>, NR and O, are summarised in Scheme 8. Each shares a similar initial mode of CO<sub>2</sub> addition *via* reactivity of one of the C=O bonds in CO<sub>2</sub>, though the regiochemistry is dependent on the polarisation of the M=E bond. This mode of reactivity is consistently observed across a range of transition metal systems. Subsequent steps, when observed, then follow different pathways. In many cases, the CO<sub>2</sub> binding is reversible and weak within the complexes. This may preclude further functionalisation of this moiety since it is not sufficiently activated. On the other hand, in some examples, the stability of the resulting product is too high, thus precluding their use within a catalytic process. Some fine tuning of the M=E species is required specifically with regard to the polarity of the bond and the nature of π-bonding within the M=E bond. The two most common deactivation pathways have been found: (a) disproportionation of CO<sub>2</sub> and (b) the formation of stable M–CO and/or M–O bonds. Thus, to date, transformations of CO<sub>2</sub> utilising M=E systems are limited to stoichiometric ones.

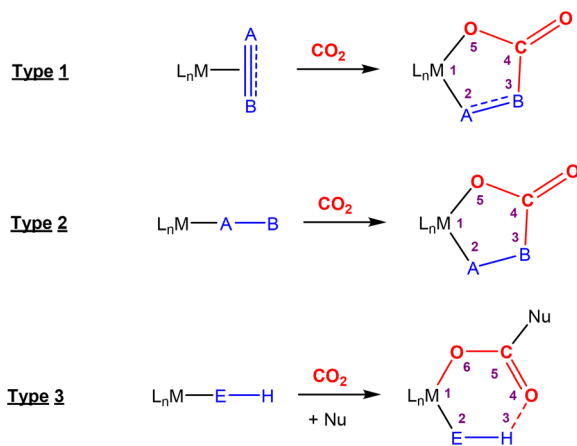




**Scheme 8** Summary of the reactivity of  $M=E$  ( $E = CR_2, SiR_2, NR, O$ ) multiple bonds with  $CO_2$ .  $L$  = auxiliary ligands,  $R$  = alkyl/aryl substituents.

### Activation of $CO_2$ in systems containing a two-atom bridge (Fig. 1C)

This section focuses on systems that present a two-atom spacer between activated  $CO_2$  and the transition metal centre in the final product. As shown in Scheme 9, we outline three key modes of  $CO_2$  activation involving systems containing two-atom (**AB** or **EH**) bridges. For the purposes of defining this reactivity we consider two scenarios, either two centres **A** and **B** (where **A** is connected to the metal centre) or two centres containing an electronegative atom and hydrogen atom (*i.e.* **E-H**). In the case of **A** and **B** centres, there are two types of activation mode. Type 1 is typically found when there is a degree of unsaturation between the **A** and **B** centres. In this case, an oxidation state increase by two at the metal centre is observed. In type 2, the **B** functional group is a nucleophilic heteroatom. In both of these cases, the activation can be classed as a 1,3-



**Scheme 9** Three different types of  $CO_2$  fixation involving a two-atom bridge. For type 1, the oxidation state of the metal centre increases by two.

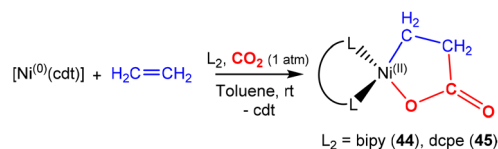
addition of  $CO_2$ . This is analogous to the 1,3-addition observed in the dearomatisation/aromatisation systems that are outlined in a separate section below (*vide infra*). This mode of activation “traps” the  $CO_2$  molecule within a 5-membered metallacycle where the outer centre **B** attacks the electrophilic carbon centre and a new M-O bond is formed.

An alternative and quite different mode of two-atom bridge activation is also possible. This third type of transformation occurs when the two atoms are an **E-H** unit. In this case, there is an attack of the electrophilic carbon with an external nucleophile. Upon activation, a covalent bond between the hydrogen of the **E-H** unit and the oxygen of the former  $CO_2$  molecule is not possible. However, a six membered arrangement is feasible *via* hydrogen bonding interactions between the hydrogen and oxygen atoms. This mode of transformation, in particular, has found application in the hydrogenation of  $CO_2$  to formates. A number of relevant examples for each type of activation are outlined below.

### Type 1 activation

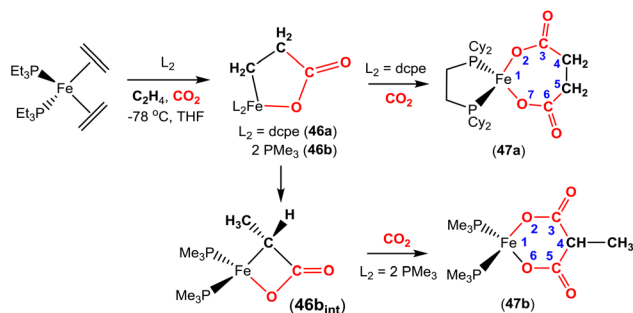
There are several examples where the **AB** ligand unit is an unsaturated alkene or alkyne moiety (Scheme 10). The first examples typically employed zerovalent nickel-based precursors, which led to the formation of five-membered nickellalactones; a representative original example reported by Hoberg, Schaefer and co-workers is shown in Scheme 10.<sup>69</sup> Such systems represent one of the first examples of stoichiometric  $CO_2$  activation and transformation.<sup>70–73</sup> Activation is expected to be facilitated by the cooperation of the pre-coordinated alkene (or alkyne), which bridges the metal and  $CO_2$  moiety, furnishing the stable five membered metallacycles. This is shown in the scheme where  $[Ni(cdt)]$  is reacted with ethene and  $CO_2$  in the presence of bidentate ligands, bipy or dcpe, where the products **44** and **45** are formed. Nickel's original tridentate ligand is lost from the coordination sphere and is replaced by the bidentate ligand and a new  $\kappa^2-C,O-CH_2CH_2C(O)O$  ligand is formed *via* the coupling of one ethene and one  $CO_2$  molecule. During the transformation, the oxidation state of the metal increases by two and the new organic fragment acts as an  $X_2$ -type ligand (*i.e.* an oxidative coupling reaction). In a number of related examples involving nickel metal centres, it was found that further transformation of the metallalactones was possible, leading to the formation of organic functionalities such as carboxylic acids and organic formates.

The corresponding iron-based metallalactones were also prepared (Schemes 11 and 12). The five-membered rings



**Scheme 10** First example of an isolated nickellalactone from oxidative coupling involving ethene and  $CO_2$  [cdt = 1,5,9-cyclododecatriene; bipy = bipyridine and dcpe = bis(dicyclohexylphosphino)ethane].

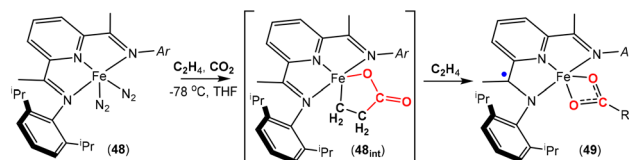




**Scheme 11** Ligand controlled insertion of CO<sub>2</sub> into ferralactones.

formed in these systems are less stable than the nickel(II) systems, which means that they are able to undergo multiple insertions of either CO<sub>2</sub> or alkenes. This is exemplified in the reactions reported by Hoberg and co-workers (Scheme 11).<sup>72</sup> They reported the transformation of [Fe(CH<sub>2</sub>CH<sub>2</sub>)<sub>2</sub>(PEt<sub>3</sub>)<sub>2</sub>] with ethene and CO<sub>2</sub> gases in the presence of various co-ligands. The initial oxidative coupling transformation led to ferralactone complexes **46a** and **46b**. As shown in the scheme, the co-ligands influenced the subsequent reactivity and selectivity of the insertion of a second equivalent of CO<sub>2</sub>. When the co-ligand was the bidentate ligand dcpo, the complex [Fe{OC(O)CH<sub>2</sub>CH<sub>2</sub>C(O)O}(dcpo)(PEt<sub>3</sub>)<sub>2</sub>] (**47a**) was formed. It should be noted that in the original article, the authors indicated that it was likely that some PEt<sub>3</sub> ligand remained within the coordination sphere of the metal centre within these transformations. The formation of **47a** is the result of a formal insertion of a second CO<sub>2</sub> molecule into the Fe–C bond of **46a**. Complex **47a** contains a seven-membered metallacycle. On the other hand, when the co-ligands were monodentate Pme<sub>3</sub> ligands, a different product selectivity was observed. In this case [Fe{OC(O)CH(CH<sub>3</sub>)C(O)O}(Pme<sub>3</sub>)<sub>2</sub>(PEt<sub>3</sub>)<sub>2</sub>] (**47b**) was formed. Complex **47b** contains the smaller six-membered metallacycle. The proposed mechanism for this transformation involves a prior “ring contraction” process where the five-membered ferralactone is transformed into the four-membered equivalent (*i.e.* **46b<sub>int</sub>**, in the scheme) *via* a set of β-hydride elimination/migratory insertion, isomerisation steps. The insertion of a second CO<sub>2</sub> molecule into the new Fe–C bond occurs. Neither **47a** or **47b** were isolated, however, their identities were confirmed by their subsequent reaction with acidic methanol solutions, which liberated the methyl esters of succinic acid and methylmalonic acid, respectively.

More recently, an interesting iron system was reported by Chirik and co-workers (Scheme 12).<sup>74</sup> In this case, instead of double insertion of CO<sub>2</sub> to form a ferralactone, there was evidence of multiple insertions of ethene moieties. Their investigation focused on the reactivity of pyridine(diimine) iron complex **48** with ethene and CO<sub>2</sub> under various conditions. These reactions led to the formation of a range of iron carboxylate products of the type of complex **49**, where the R group (as shown in the scheme) was found to have even chain lengths up to 20 carbon atoms long. This arises from multiple inser-

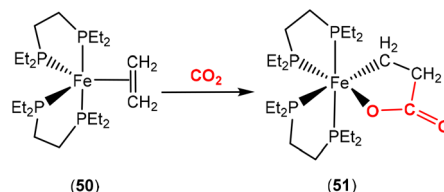


**Scheme 12** Unsaturated iron carboxylate products *via* proposed intermediate species **48<sub>int</sub>**. The R group is variable depending on the conditions (see text for details).

tions of the ethene. By examining the product distributions, carrying out stoichiometric experiments with hydrogen and deuterium labelling studies, it was rationalised that the five-membered metallalactone species, **48<sub>int</sub>**, was the common intermediate in all transformations and multiple insertions into this species was possible, leading to further macrocyclic metallalactone intermediates. It was proposed that competitive β-hydride elimination steps with ethene insertion were important in determining the size of the chain. Furthermore, both saturated and unsaturated chains (as well as dicarboxylate species bridging two iron complexes) were observed, providing evidence for metal–hydride species. It was also found that one of the imine functional groups on the ligand underwent a single electron reduction.

Bernskoetter and co-workers recently reported the synthesis of Fe(0) complex **50** containing a coordinated alkene, which promoted CO<sub>2</sub> fixation leading to the formation of the stable ferralactone **51** (Scheme 13).<sup>75</sup> The authors also prepared a Fe(0) complex containing coordinated CO<sub>2</sub> instead of an alkene. The use of KC<sub>8</sub> as a reducing agent in the presence of CO<sub>2</sub> (1.5 atm) led to the stoichiometric formation of acrylate salts.

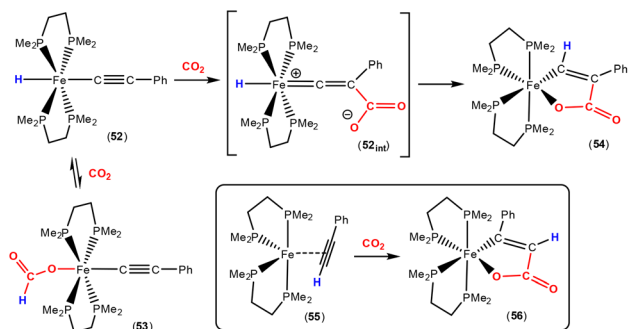
Earlier this year, Field and co-workers reported the isolation and structural characterisation of unsaturated ferralactone complexes derived from phenylacetylene and CO<sub>2</sub> (Scheme 14).<sup>76</sup> Their investigations revealed some interesting selectivity. For example, when *trans*-[Fe(H)(C≡CPh)(dmpe)<sub>2</sub>] [**52**; dmpe = bis(dimethylphosphino)ethane] was reacted with CO<sub>2</sub>, the initial product was the corresponding formate complex (**53**), which resulted from the formal insertion of the CO<sub>2</sub> unit into the Fe–H bond. This fast insertion step, which was observed immediately after addition, was found to be reversible, however, and it was found that the thermodynamic product from this reaction mixture was the ferralactone complex, *cis*-[Fe{C(H)=C(Ph)C(O)O}(dmpe)<sub>2</sub>] (**54**). Partial conversion to complex **54** was achieved after extended periods. In



**Scheme 13** Ferralactone formed from direct CO<sub>2</sub>–ethylene coupling.





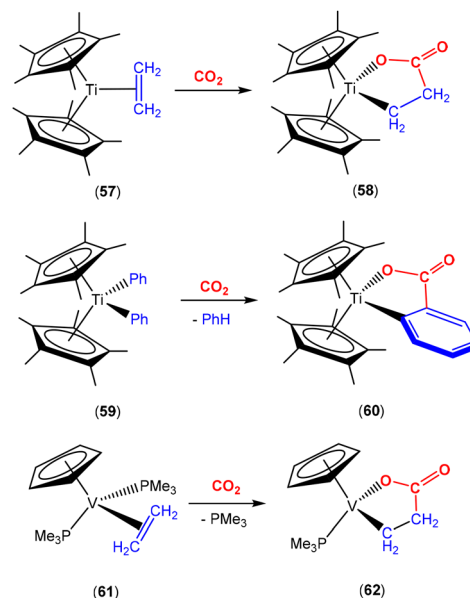


**Scheme 14** Ferralactone regioisomers *via* CO<sub>2</sub> fixation in iron acetylide/acetylene complexes.

this case, the former hydride was located on the  $\alpha$ -carbon in the product. An analogous complex is found in the case of a 'butyl group in place of the phenyl substituent. Interestingly, regio-isomer complex 56 was obtained by using the  $\eta^2$ -bound alkyne precursor 55 instead of complex 52. This switch in regioselectivity was rationalised on the basis of a different mechanism of activation. It was suggested that the electrocyclic (oxidative) coupling of CO<sub>2</sub> with the  $\pi$ -bound phenyl-acetylene occurred. Finally, when the alkyne was changed to the parent acetylene, double CO<sub>2</sub> insertion products were additionally observed, *cis*-[Fe{C(H)C(CO<sub>2</sub>H)C(O)O}(dmpe)<sub>2</sub>] and *cis*-[Fe{C(H)C(H)C(O)O}(dmpe)<sub>2</sub>], in a ratio of approximately 2:1. Similar observations were also found for the corresponding complexes containing bis(diethylphosphino)ethane as a co-ligand.<sup>77</sup>

Similar oxidative coupling transformations, where alkenes are utilised as the AB coupling unit, have been observed across a range of other transition metals. Selected examples are highlighted in Scheme 15. Early examples by the groups of Cohen and Bercaw described the coupling of CO<sub>2</sub> and coordinated alkene in titanocene at -78 °C to form stable, bright red titanalactone 58 (Scheme 15, top). This metallalactone functional group was confirmed by infrared spectroscopy where a vibration band for the C=O stretch at 1653 cm<sup>-1</sup> was observed.<sup>78</sup> The use of <sup>13</sup>C isotope labelling confirmed the <sup>13</sup>C-<sup>13</sup>C bond in the lactone fragment formed with a coupling constant of 52 Hz between the  $\beta$ -methylene carbon and carbonyl carbon of [(Cp\*)<sub>2</sub>Ti{O<sup>13</sup>C(O)-<sup>13</sup>CH<sub>2</sub>CH<sub>2</sub>}}]. Attempts to reproduce the same reactivity at 0 °C led to unidentified products.

Interestingly, the two-atom bridge can also be part of an aromatic system such as the phenyl unit in the example of 59 (Scheme 15, middle), where the carbon of the CO<sub>2</sub> molecule adds to the  $\beta$ -carbon in the phenyl unit.<sup>79</sup> More recently, Miqueu and co-workers characterised the short-lived *n*<sup>2</sup>-benzynes titanocene intermediate formed from complex 59 by UV-photospectroscopy and DTF calculations.<sup>80</sup> The insertion of CO<sub>2</sub> into the 2-atom bridge (C $\alpha$ =C $\beta$ ) of this short-lived intermediate explains the formation of metallalactone 60 (Scheme 15, middle). Furthermore, a related example was reported by O'Hare where the two Cp\* ligands were replaced

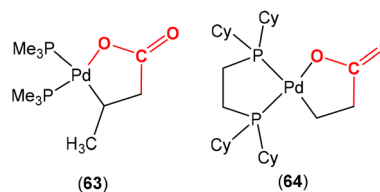


**Scheme 15** Selected examples of CO<sub>2</sub> and alkyl/alkene coupling on early transition metal complexes.

with a fused version of these ligands, *i.e.*  $\eta^8$ -permethylpentalene (Pn\*).<sup>81</sup> Titanium dialkyl complexes of the type [Ti(Pn\*)R<sub>2</sub>] (where R = Me, CH<sub>2</sub>Ph) were isolated and exposed to CO<sub>2</sub> to give the products of double insertion, [Ti(Pn\*)( $\kappa^2$ -O,O-O<sub>2</sub>CR)<sub>2</sub>], where CO<sub>2</sub> inserted into the M-R bond. In these cases, coordinated carboxylate groups were the resulting products.

The reactivity of vanadium complex 61 (Scheme 15 bottom) with CO<sub>2</sub> to form metallalactones was studied by the Teuben group.<sup>82</sup> Despite the presence of  $\beta$ -hydrogen atoms, the degree of planarity of the lactone ring increases their distance to the metal centre and increases its stability against  $\beta$ -hydride elimination.

Although palladalactones, such as complexes 63 and 64 (Fig. 2), are accepted intermediates in the mechanism of the palladium catalysed formation of acrylates from CO<sub>2</sub> and alkenes, they have not been isolated from stoichiometric investigations. Nonetheless, they have been studied by computational methods<sup>83</sup> and prepared by alternative synthetic methods by the groups of Yamamoto<sup>84</sup> and Limbach.<sup>85</sup> Other metallalactones form *via* the reaction of an alkene molecule



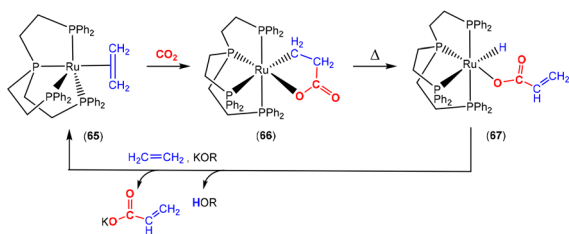
**Fig. 2** Examples of palladalactones prepared by alternative synthetic methods.



with CO<sub>2</sub> using the precursors [Zr(Cp)<sub>2</sub>(C<sub>2</sub>H<sub>4</sub>)(PMe<sub>3</sub>)]<sup>86</sup> and [Rh(bpy)(C<sub>2</sub>H<sub>4</sub>)Cl]<sup>87</sup> respectively.

Pursuing the catalytic synthesis of acrylic acid, the Carmona and Galindo groups developed a series of molybdenum and tungsten complexes, which inserted CO<sub>2</sub> into the 2-atom bridge of a coordinated alkene.<sup>88–90</sup> In these cases, species containing coordinated CO<sub>2</sub> or intermediate metallalactone could neither be detected nor isolated. Nonetheless, these are postulated as intermediates within the transformations. Attempts to liberate the acrylate from stable dimeric complexes and regenerate the starting complexes were not successful and unfortunately a catalytic cycle was not realised.<sup>88,89</sup> More recently, in 2019 Carmona and co-workers further outlined the synthesis of related complexes of the same metals where both CO<sub>2</sub> and alkenes were simultaneously coordinated to the metal centre.<sup>90</sup> Crystal structures of these complexes were reported. In these cases, however, attempts to react CO<sub>2</sub> with the alkene were unsuccessful and no acrylate formation was observed.

Recently, Iwasawa and co-workers reported the reactivity of Ru(0) complex **65** (Scheme 16), which contained a tetradentate phosphorus ligand (L<sub>4</sub>).<sup>91</sup> This complex was active for the catalytic conversion of ethene and CO<sub>2</sub> into acrylate salts as shown in the scheme. In addition to the isolation of the main ruthenolactone product of CO<sub>2</sub> activation involving the two-atom bridge bond (C=C) (complex **66**), small quantities of the corresponding carbonate complex [Ru(L<sub>4</sub>)(κ<sup>2</sup>-O,O-CO<sub>3</sub>)] were also observed. This suggested that some disproportionation of CO<sub>2</sub> into [CO<sub>3</sub>]<sup>2-</sup> and CO occurred, similarly to a number of other investigations highlighted herein. Indeed, further heating of the mixtures gave greater conversions to the carbonate complex. Alongside, two additional complexes were obtained. These were the carbonyl complex, [Ru(L<sub>4</sub>)(CO)], and hydridoacrylate complex **67**. The formation of the carbonyl complex confirmed the disproportionation-type reactivity. Complex **67** formed as a result of β-hydride elimination. Whilst the selectivity to generate complex **67** was poor, it was found that treatment with a base in the presence of further ethene gave the acrylate salts and regenerated complex **65**, thus providing a catalytic means of synthesising acrylate salts from CO<sub>2</sub>. At this stage the catalytic activity is limited. Nevertheless, it highlights the potential for the synthesis of CO<sub>2</sub> derived acrylates with zerovalent ruthenium complexes. This system was explored in further mechanistic detail, which



**Scheme 16** Investigations leading to the first example of the ruthenium-catalysed synthesis of acrylate salts from ethene and CO<sub>2</sub>.

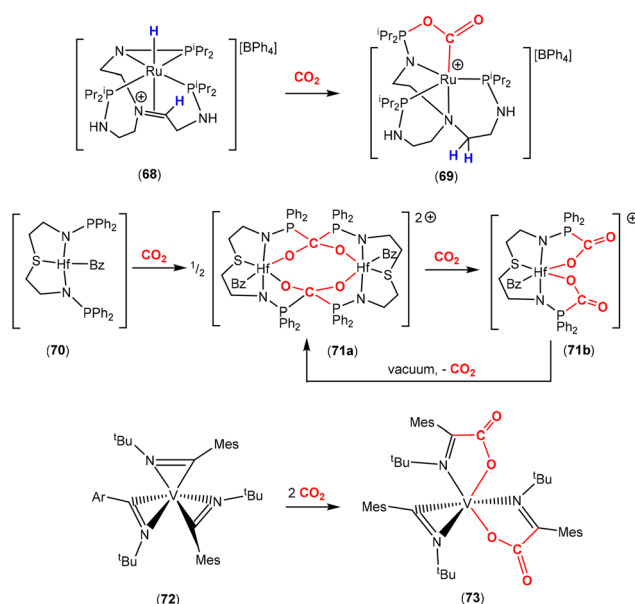
revealed a second competitive pathway for the formation of acrylate salts.<sup>92</sup>

Finally, Hopmann and co-workers reported some computational investigations into the mechanisms of carboxylation reactions involving M–C(sp<sup>3</sup>) and M–C(sp<sup>2</sup>) species, where M = Cu, Rh, Pd.<sup>93,94</sup> These revealed that depending on the type of ligand, steric effects and the nature of the metal, inner-sphere or outer sphere mechanisms involving cyclic or acyclic transition states were possible.

## Type 2 activation

One other common strategy for the activation of CO<sub>2</sub> is for the outer B atom of the AB unit to contain a nucleophilic functional group. In this way, it attacks the electrophilic carbon and a five-membered ring is formed, as outlined in Scheme 9 above. There are a wide variety of functional groups that have been utilised for this mode of activation. Selected examples are given in Scheme 17.

An example of a multidentate ligand system that was explored by the Stephan group for CO<sub>2</sub> activation was shown in Scheme 17, top.<sup>95</sup> They reported the transformation of complex **68**, which contained a ligand derived from [N{(CH<sub>2</sub>)<sub>2</sub>N(H)P<sup>i</sup>Pr<sub>2</sub>}]<sub>3</sub> via a deprotonation step followed by a halide exchange step. The complex contains the κ<sup>2</sup>-N,P coordination mode of one of the “arms” of the ligand. In this case, a MLC process takes place via a hydride migration step and its incorporation into the ligand structure. This permits a molecule of CO<sub>2</sub> to interact with the metal centre and leads to its activation by the Lewis basic phosphorus donor. The transformation leads to the formation of the five-membered ring [RuNPOC(O)] structure in the new complex, **69**, as shown in the scheme. In the case of a related neutral complex, it was found that an alternative activation pathway occurred across a



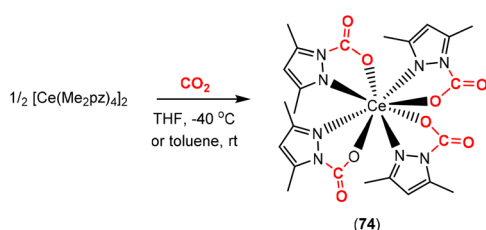
**Scheme 17** Selected examples of the type 2 activation of CO<sub>2</sub>.

N-P bond where it was broken and a five-membered ring [RuNC(O)OP] structure formed instead.

Other chelating ligands containing phosphinoamides within their framework were also utilised by Stephan and co-workers to promote CO<sub>2</sub> activation by early transition metal complexes (Scheme 17, middle).<sup>96</sup> Hafnium complex **70** exhibited reactivity with CO<sub>2</sub> by promoting its insertion between the two-atom bridge involving the N-PPh<sub>2</sub> units. Slow and controlled addition of CO<sub>2</sub> led to the precipitation of dinuclear complex **71a**, as single crystals. Complex **71a** formed as the result of the activation of two CO<sub>2</sub> molecules across two metal complexes (1 : 1). Crystallographic analysis revealed that activation by the N-PPh<sub>2</sub> units led to a doubly bridged P<sub>2</sub>C(O-Hf)<sub>2</sub> motif. When this compound was placed in solution, it converted into a mononuclear complex, which was then further transformed in the presence of CO<sub>2</sub> into complex **71b**. This contained two activated CO<sub>2</sub> molecules per hafnium centre featuring two, [Hf-NPC(O)O], five-membered rings. Placing **71b** under reduced pressure led to the second equivalent of CO<sub>2</sub> being reversibly lost. On the other hand, when an isopropyl phosphine-based ligand was used instead of a phenyl-based phosphine, the more basic phosphine centres meant that once double CO<sub>2</sub> activation had occurred, they could not be removed under reduced pressure.

An interesting example of activation involving  $\eta^2$ -bound iminoacyl units was reported by Floriani and co-workers (Scheme 17, bottom).<sup>97</sup> They reported the synthesis of vanadium complex **72**, which contained three  $\eta^2$ -bound iminoacyl units, *via* the insertion of *tert*-butylisocyanide into the three V-C bonds of [V(Mes)<sub>3</sub>(THF)]. Two of the three “V{C=N(R)}” units acted as two atom bridging units for the irreversible activation of CO<sub>2</sub> leading to complex **73**. In this case, the more nucleophilic part of the ligand involved the carbon of the iminoacyl group leading to the product of insertion into the V-C bonds.

More recently, the Anwander group reported the reversible binding of CO<sub>2</sub> to multiple sites on a set of cerium complexes including [Ce(Me<sub>2</sub>pz)<sub>4</sub>]<sub>2</sub> (Scheme 18; Me<sub>2</sub>pz = 3,5-dimethylpyrazolyl).<sup>98</sup> In this case, the AB unit corresponds to the N-N unit of the pyrazolyl ligands and the addition of CO<sub>2</sub> across this two-atom bridge. This allowed for complexes such as **74** to be synthesised and for the development of materials able to adsorb up to 20 wt% of CO<sub>2</sub>.<sup>99</sup> The insertion was reversible,



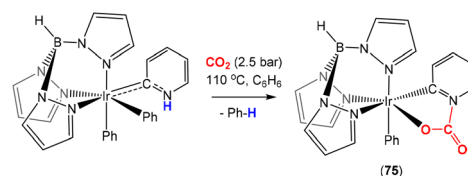
**Scheme 18** Multiple type 2 CO<sub>2</sub> activations on the cerium-pyrazole complex.

acting as a “CO<sub>2</sub> sponge”, and could be exploited for the catalytic formation of cyclic carbonates from epoxides.

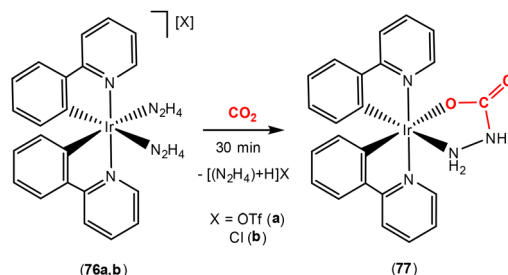
Carmona and co-workers described the use of an iridium complex containing a pyridylidene ligand in addition to a hydrotris(pyrazolyl)borate co-ligand (Scheme 19). Exposure to CO<sub>2</sub> led to the formation of a carbamate complex (**75**). In this case, the AB unit corresponds to C-N (within the pyridylidene ligand) and the nitrogen atom acts as the nucleophile where the final product is the result of CO<sub>2</sub> activation involving a 2-atom bridge (C=N) between the metal and the ligand.

The Mann research group reported a cyclometallated iridium(III) complex where the AB atom bridge corresponded to a hydrazino (H<sub>2</sub>N-NH<sub>2</sub>) ligand (Scheme 20). They showed that the coordinated hydrazine could slowly, yet, irreversibly bind CO<sub>2</sub> in an efficient way, forming carbamate complex **77**.<sup>100</sup> After *N*-carboxylation of one of the hydrazino units and proton transfer to the second ligand, a metal-coordinated ammonium carbamate ion pair formed. This lost a single hydrazino ligand as [H<sub>2</sub>NNH<sub>3</sub>][X], followed by immediate chelation of the bidentate carbamate moiety to form the neutral iridium(III) carbamate species **77**.

Very recently, Cossairt and co-workers reported further developments on systems containing nitrogen based nucleophiles for the activation of CO<sub>2</sub> (Scheme 21).<sup>101</sup> In this case, they utilised protic N-heterocyclic carbene units within a multidentate ligand scaffold. The carbene carbon and adjacent nitrogen acted as the two-atom bridge during activation. Within the transformation, deprotonation of the N-H group on the NHC led to a basic and nucleophilic site, which attacked the CO<sub>2</sub> molecule. Coordination of oxygen to the metal facilitated activation of the CO<sub>2</sub> molecule and led to a system of Type 2. The authors intentionally designed the system with the concept of ligand cooperativity in mind by

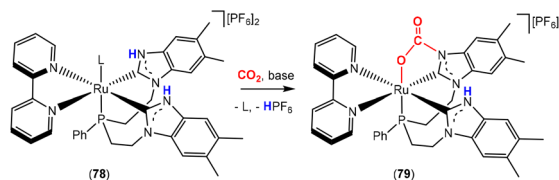


**Scheme 19** *In situ* generation of the Ir-pyridylidene complex and its reactivity towards CO<sub>2</sub> fixation *via* 2-atom bridge type 2 activation.



**Scheme 20** Type 2 activation of CO<sub>2</sub> using a hydrazido scaffold.



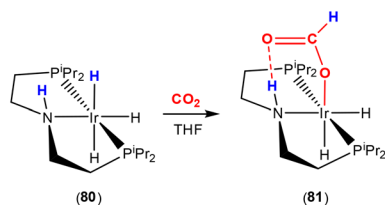


**Scheme 21** Activation of CO<sub>2</sub> by ligand cooperation on benzimidazole-based NHC complexes (L = weakly coordinating solvent ligand).

introducing protic sites in close proximity to the metal centre. Here, a multidentate electron-rich ligand was used to permit the formation of thermodynamically stable and long-lived catalytic species. The dependency of the complex's activity in converting CO<sub>2</sub> into formate was studied in relation to the quantity and type of base used. Additionally, labelled <sup>13</sup>CO<sub>2</sub> and X-ray crystallography allowed the identification of the relevant active intermediates such as complexes **78** and **79**, where L was a coordinating solvent such as THF.

### Type 3 activation

One of the archetypical ligand motifs for the activation of CO<sub>2</sub> is those of the type shown in Scheme 22. These examples involve a pincer motif with a polar N–H functional group. Initial examples of systems of this type were reported by the groups of Hazari, Crabtree and Bernskoetter.<sup>64,102</sup> The effect of this two atom bridge (E–H) unit was studied *via* computational methods. As shown in the scheme, a CO<sub>2</sub> molecule was found to insert into the iridium–hydride bond of complex **80**. Insertion of CO<sub>2</sub> into such a bond can occur without any MLC. However, in this case, the presence of the N–H unit facilitates the transformation. This would fit into type 3 reactivity when considering that the N–H unit acts as a scaffold holding activated CO<sub>2</sub> in place for attack at the electrophilic carbon centre, *e.g.* by a hydride. It should be noted, however, that the mechanism for this transformation is not implied by this classification. The impact of hydrogen bonding, and the eventual formation of a six-membered ring, on activation was significant. The calculations showed that the activation energy of insertion with the involvement of a hydrogen bond [N–H...OC(O)] was significantly lower, *cf.* 52.1 kJ mol<sup>−1</sup> (with) and 71.3 kJ mol<sup>−1</sup> (without). Highly stable complex **80** was found to be one of the most active catalysts for the transformation of CO<sub>2</sub> into formate salts, achieving TON and TOF values of 348 000 and 18 780 h<sup>−1</sup>, respectively.



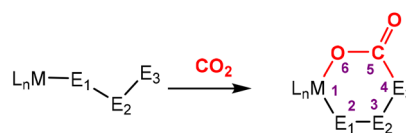
**Scheme 22** Type 3 activation of CO<sub>2</sub> involving ligand cooperation of an N–H bridge. Insertion reaction assisted by secondary sphere interactions.

### Activation of CO<sub>2</sub> in systems containing a three-atom bridge

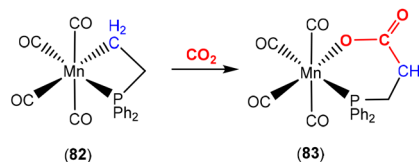
This section focuses on systems that present a three-atom spacer between activated CO<sub>2</sub> and the transition metal centre. As shown in Scheme 23, in a typical mononuclear system, activation involving a three-atom bridge leads to the formation of a six-membered ring with the metal centre.

An early example of CO<sub>2</sub> activation involving a three-atom bridge was reported by Behr and co-workers (Scheme 24).<sup>103</sup> They reported manganese carbonyl complex **82**, which contained a strained four-membered phosphametallacycle. Reaction with CO<sub>2</sub> led to new complex **83**, which formed *via* a formal insertion into the manganese–carbon bond. The resulting product was a ring expanded six-membered phosphametallalactone complex.

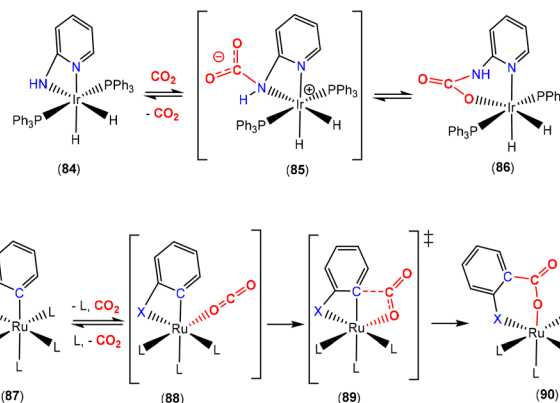
The Crabtree and Hazari groups demonstrated that a deprotonated 2-amino-pyridine (2-NH<sub>2</sub>py) unit could be utilised as a three-atom bridge for CO<sub>2</sub> activation (Scheme 25, top).<sup>104</sup> They



**Scheme 23** Schematic representation of the activation of CO<sub>2</sub> utilising a three-atom bridging unit (in some examples, an interaction between M and E<sub>3</sub> is possible).



**Scheme 24** Utilising the ring strain of a phospho-metallacycle to activate CO<sub>2</sub>.



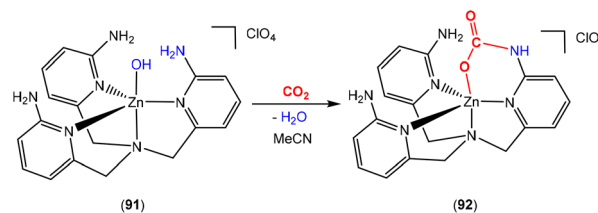
**Scheme 25** Two examples highlighting various aromatic three atom scaffolds, which are utilised to activate CO<sub>2</sub>. Species **85** was predicted as an intermediate by DFT for the top reaction. For the bottom computational investigation, one of the two pathways is shown, X = NH, CH<sub>2</sub>, O; L = PMe<sub>3</sub>, PH<sub>3</sub> (see text for details).



observed this reactivity whilst investigating the  $[\text{IrH}_3(\kappa^2\text{-}N,N\text{-}2\text{-NH}_2\text{py})(\text{PPh}_3)_2]$  complex with  $\text{CO}_2$ . They expected the  $\text{CO}_2$  molecule to insert into one of the Ir–H bonds in accordance with the reactivity of other Ir(III)–hydride complexes. Instead, the complex underwent an initial dehydrogenation step leading to the corresponding amido ( $\kappa^2\text{-}N,N\text{-NHpy}$ ) complex **84** in the scheme. Complex **84** was found to react with  $\text{CO}_2$  via a formal insertion into the iridium–amido bond to form the cyclic carbamate species,  $[\text{Ir}\{\kappa^2\text{-}O,N\text{-}2\text{-OC(O)NHpy}\}\text{H}_2(\text{PPh}_3)_2]$  (**86**). In this study, the researchers synthesised a family of compounds involving the substitution of the amine functional group with methyl and phenyl groups in addition to changing the pyridine to pyrimidine. They also investigated the impact of exchanging the  $\text{PPh}_3$  ligands for  $\text{PCy}_3$ . It was found that the rate of  $\text{CO}_2$  insertion was faster with a more nucleophilic amide. An investigation into the mechanism using DFT suggested that insertion occurred following an initial nucleophilic attack on the  $\text{CO}_2$  molecule by the nitrogen lone pair of the amide to form the *N*-bound carbamate intermediate **85**, which subsequently underwent rearrangement to **86**.  $\text{CO}_2$  insertion was also found to be reversible in the presence of  $\text{H}_2$ , although some free 2- $\text{NH}_2\text{py}$  was also observed. This reactivity involves different resonance forms of the pyridine unit. More well-defined examples demonstrating dearomatisation of the pyridine units are outlined in a later section (*vide infra*).

A related study was carried out by Vadivelu and co-workers who investigated a series of ruthenium complexes containing substituted-phenyl ligands that were cyclometallated (Scheme 25, bottom).<sup>105</sup> Their computational study revealed two possible pathways for  $\text{CO}_2$  activation leading to either insertion of the  $\text{CO}_2$  unit into the Ru–C bond or insertion into the Ru–N bond (where X = NH). The first pathway (as shown in the scheme) occurs in the cases where X =  $\text{CH}_2$  and O. This is found where phosphine dissociation is energetically feasible. The generation of an empty coordination site allows for  $\text{CO}_2$  to coordinate and undergo a 1,2-migratory insertion into the ruthenium–carbon bond via transition state **89** from **88**. Complex **89** then undergoes a final transformation to form complex **90** where the resultant product is that of  $\text{CO}_2$  insertion between the metal and the three-atom bridge. In the case where X = NH, the dissociation of a phosphine ligand was found to be too high energy and so the second pathway was determined to be operational. This pathway was found to be similar to that observed by the Crabtree and Hazari groups (Scheme 25, top) where the  $\text{CO}_2$  molecule reacted at the nucleophilic nitrogen centre.<sup>104</sup> This was also consistent with other investigations.<sup>106,107</sup>

The Masuda group reported an interesting zinc system containing a tetradentate ligand, tris(6-amino-2-pyridylmethyl) amine (Scheme 26).<sup>108</sup> In this case, zinc hydroxide complex **91** was found to react with  $\text{CO}_2$  to form the corresponding carbamate complex **92**. This transformation was found to proceed via an intermediate carbonate species,  $[\text{ZnOC(O)OH}]$ , formed from the reaction of  $\text{CO}_2$  with the initial  $\text{ZnOH}$  complex. This then converts into the carbamate complex following intramolecular attack of one of the three amine groups of the multi-

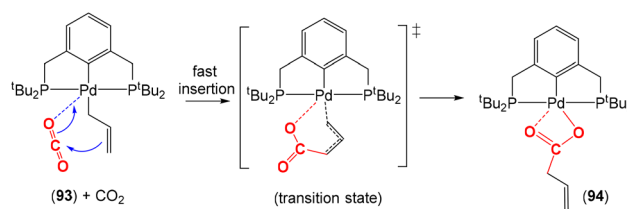


Scheme 26 Type 3 activation of  $\text{CO}_2$  with a zinc coordination complex.

dentate ligand. Overall, **92** is the product resulting from the addition of  $\text{CO}_2$  to the 3-atom bridge of one “arm” of the ligand, *i.e.* a six-membered ring involving the atoms  $[\text{ZnNCNC(O)O}]$ . This transformation mimics the transformation found in biotin-dependent carboxylase.

A key functional group that is utilised as a three-atom bridge is an allylic unit. Metal complexes containing allylic species tend to promote the insertion of  $\text{CO}_2$  to form carboxylates, which coordinate to the metal centre with a  $\kappa^2\text{-O,O}$  coordination mode. Different plausible mechanisms were proposed that highlighted the double bond functioning as a nucleophile. Johansson and Wendt studied the insertion of  $\text{CO}_2$  into the allyl unit of palladium pincer complex **93** (Scheme 27).<sup>109</sup> The insertion of  $\text{CO}_2$  (4 atm) into the allyl moiety in  $\text{C}_6\text{D}_6$  at room temperature was much faster than that of the analogous  $\text{Pd-CH}_3$  complex. Thus, the three-atom allyl unit serves to promote insertion into the palladium–carbon bond via the process shown in the scheme. They proposed a six-membered cyclic transition state for the carboxylation of the palladium–allyl species as shown. This rearranges to give what appears to be direct insertion of  $\text{CO}_2$  into the palladium–carbon bond in product **94**.

Additional computational and experimental studies, which also corroborated that such carboxylation of metal–allylic systems occurred directly on the terminal carbon of the allyl ligand, were reported.<sup>94,110,111</sup> The intermediate product resembles a six-membered metallalactone and is related to the addition of  $\text{CO}_2$  to a three-atom bridge.<sup>111</sup> The coordination mode of the allylic species also plays a role. While sigma  $\eta^1$ -allylic species in monomeric palladium complexes lead to the formation of a carboxylate, the  $\eta^3$  coordination mode does not react with  $\text{CO}_2$ . In the particular case of dimeric  $\text{Pd(I)}$  with bridging allyl ligands, only those containing two allyl bridging ligands exhibit reactivity towards  $\text{CO}_2$ . Additionally, the pres-



Scheme 27 Proposed mechanism for the fast insertion of  $\text{CO}_2$  into a  $\text{Pd}$ –allyl complex containing the PCP pincer co-ligand.



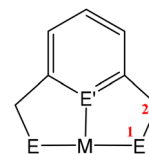
ence of other ancillary ligands influences the reaction mechanism for the carboxylation reaction where more electron-rich ligands facilitate CO<sub>2</sub> insertion.<sup>93</sup>

In summary, out of the various modes of CO<sub>2</sub> activation, *via* transition metal complexes, type 2 activation involving a two-atom bridge is one mode that is predominant. The formation of cyclic structures involving the metal (metallalactones) plays a vital role in the activation process and these species are typically thermodynamically stable. The coupling of CO<sub>2</sub> with either alkenes or alkynes seems to be a facile process, although the isolation of complexes containing both functional groups coordinated simultaneously at the metal centre is rare. In particular, the work by Field and co-workers<sup>76</sup> shows that the activation of CO<sub>2</sub> and its fixation on an alkyne moiety may occur through different mechanisms that depend on how the alkyne group is bound to the metal centre. The different mechanisms will lead to the formation of different regio-isomers. This can be viewed as evidence of the cooperation of the alkyne ligand in the activation process by changing the steric and electron density at the metal centre. The activation of CO<sub>2</sub> on complexes containing alkenes played an important role in the development of catalytic systems for the synthesis of acrylic acid and acrylates; this needs further progress to achieve practical applications. Typically, coordinatively unsaturated early or late transition complexes in low oxidation state are employed for the activation of CO<sub>2</sub>. The use of electron rich multidentate ligands was widely explored in different ways: (i) by increasing the electron density on the metal centre to facilitate the interaction with CO<sub>2</sub>, (ii) by introducing nucleophilic sites on the multidentate ligand framework, which directly facilitates CO<sub>2</sub> activation, and (iii) by introducing functional groups on the ligand scaffold that are able to promote hydrogen-bonding towards the activated CO<sub>2</sub> molecule. More importantly, this latter use of chelate ligands is crucial when coupled with transition metal hydrides units for the reduction of CO<sub>2</sub> to formate ions. This combination successfully led to catalytic systems.

Two main strategies were utilised for the activation of CO<sub>2</sub> involving three-atom bridges, are defined in Scheme 23. These are: (i) the use of strained 4-membered rings containing the metal centre, where CO<sub>2</sub> insertion expands the ring to a thermodynamically more favoured 6-membered system, and (ii) the use of multidentate ligands. In both cases, the ligands are designed to have a nucleophilic site, able to cooperate with the metal centre by attacking the electrophilic carbon of the CO<sub>2</sub> molecule, and be directly involved in CO<sub>2</sub> fixation by forming heterolactones or carbamate functional groups.

### Dearomatisation–aromatisation systems (Fig. 1D)

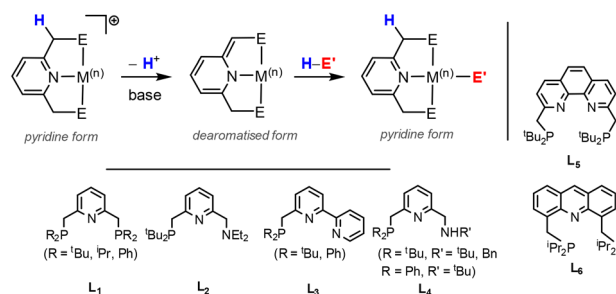
Amongst the many transition metal complexes used in catalytic synthesis and bond activations, pincer type metal complexes were extensively investigated (Fig. 3). This is due to their exceptional stability, diverse reactivity, high catalytic activities and selectivity.<sup>112–114</sup> Furthermore, this class of ligand system is readily tuned and modified, furnishing great control over the intended reactivity. The *mer*-κ<sup>3</sup>-E,E',E coordination motif not only offers chemical stability for the complex, but can also



**Fig. 3** Generalised pincer complex containing a central aromatic unit; as demonstrated below, more elaborate related systems were developed (E and E' represent different donor atoms containing various substituents; other ligands at the metal centre are omitted for clarity).

be functionalised with a range of different heteroatoms, though in the context of this review, the pyridine central unit is ubiquitous. These ligand systems can facilitate the activation of substrates such as CO<sub>2</sub> by weakening the inert C=O bonds. The chemical literature contains a whole host of examples of activation across a wide range of substrates with this unique ligand platform. The desired selectivity, reactivity and stability can be designed for specific catalytic applications by tuning the steric/electronic environment around the metal centre.<sup>115</sup> Moreover, the pincer motif opens the possibility for MLC where the ligand contains an aromatic unit at its centre. As demonstrated in this section, this central unit possesses the ability to undergo a dearomatisation–aromatisation process that can be used to activate small molecules. These systems provide examples of two-atom and three-atom bridging units for the activation of CO<sub>2</sub>. Thus, these examples could have been included in those sections above. We have chosen to consider them separately due to the rather unique nature of these activation pathways.

Milstein and co-workers were the first to show that this ligand motif could be utilised in the context of MLC. They demonstrated this reactivity across a range of ligands, as shown in Scheme 28. They showed that when using complexes based on lutidine (L<sub>1</sub>–L<sub>4</sub>), phenanthroline (L<sub>5</sub>) and acridine (L<sub>6</sub>) ligand scaffolds, a unique cooperation between metal and ligand took place. In these cases, a dearomatisation–aromatisation pathway for a pyridine unit occurs (Scheme 28).<sup>116</sup> Treatment of pyridine-based pincer complexes with a base can lead to deprotonation of the methylene unit of one of the

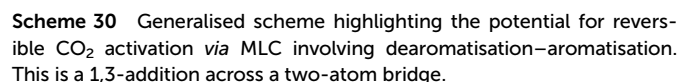
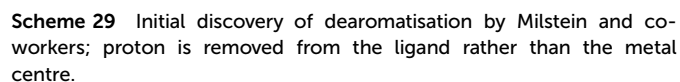


**Scheme 28** A selection of pincer type ligands shown to exhibit dearomatisation–aromatisation processes involving a pyridine unit. The selectivity shown for H–E activation occurs when E is an element that is more electronegative than H (e.g. OR, NR<sub>2</sub>, CR<sub>3</sub>).

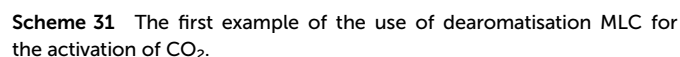




For the aim of utilising CO<sub>2</sub> as a C<sub>1</sub> building block, the activation of this inert substrate using transition metal complexes



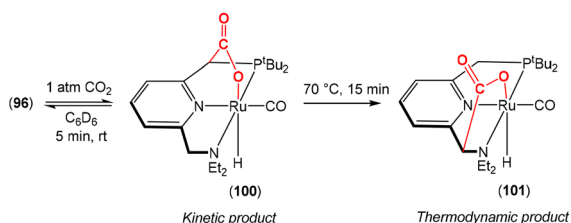
In the first example involving CO<sub>2</sub>, the Milstein group reported a ruthenium complex containing a PNP<sup>*t*Bu</sup> pincer ligand, **97** (Scheme 31), which was deprotonated using a base to form the dearomatised complex [Ru(PNP<sup>*t*Bu</sup>)(H)(CO)], **98**.<sup>128</sup> This complex subsequently undergoes reaction with CO<sub>2</sub> to form the 1,3-addition product **99**. CO<sub>2</sub> addition was found to be reversible and complex **98** was reformed when a benzene solution of **99** was placed under vacuum. It should be noted, however, that complex **99** was stable against the loss of CO<sub>2</sub> in the solid state. The reaction of CO<sub>2</sub> with complex **98** was easily followed by NMR spectroscopy with two new signals in the <sup>31</sup>P {<sup>1</sup>H} NMR spectrum [107.0 and 114.0 ppm (<sup>2</sup>J<sub>FP</sub> = 251.0 Hz)] for the two chemically inequivalent phosphorous atoms. Moreover, a doublet resonance at 172.6 ppm (<sup>2</sup>J<sub>CP</sub> = 9.2 Hz) in the <sup>13</sup>C{<sup>1</sup>H} NMR spectrum confirmed the presence of the newly formed carboxylate group. Infrared spectroscopy was also informative with a band at 1628 cm<sup>-1</sup> again confirming the formation of a carboxylate species. The crystal structure of **99** unambiguously confirmed the reactivity of CO<sub>2</sub> with **98** and confirmed 1,3-addition across the ruthenium and carbon centres. The structure revealed a distorted octahedral Ru(II) complex in which the CO ligand was located *trans* to the pyridine ring. The 1,3-addition occurs within this ruthenium complex in preference to other theoretically possible binding or activation modes of CO<sub>2</sub>. It might have been envisaged that CO<sub>2</sub> would insert into the ruthenium-hydride bond instead.



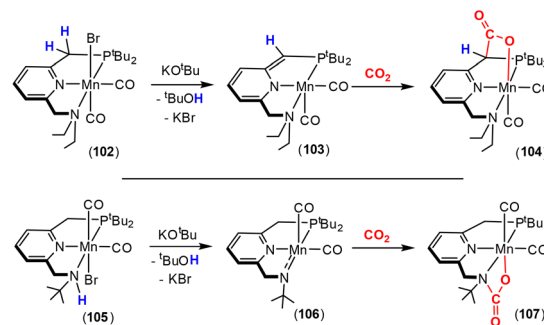
DFT calculations agreed with the experimental results and confirmed that 1,3-addition was the most favourable mode of activation in these complexes.

For the second example, Sanford and co-workers showed that a PNN pincer ligand could be employed for the activation of CO<sub>2</sub> in a similar manner (Scheme 32).<sup>140</sup> Rather than containing two phosphorus “arms” for the ligand, the Sanford ligand contained one phosphorus and one nitrogen “arm” on either side of the central pyridyl moiety. The reaction of complex **96** with 1 atm CO<sub>2</sub> at room temperature led to the 1,3-addition product, **100**, where C–C bond formation between CO<sub>2</sub> and the carbon occurred on the side of the phosphine “arm” (as found for the prior dearomatisation step). Complex **100** was found to exhibit analogous coordination to that found in the case of Milstein’s complex, **99**, above. However, by heating a solution of complex **96** at 70 °C for 15 min (or leaving the solution overnight at room temperature), the species rearranged to the more thermodynamically stable product **101**. In this case, the CO<sub>2</sub> unit transferred to the methylene carbon centre on the amine “arm”. Carbon-13 labelling studies demonstrated that the CO<sub>2</sub> ligand in **100** could be exchanged with <sup>13</sup>CO<sub>2</sub>, thus coordination at this position was confirmed as being reversible. In contrast, the same <sup>13</sup>CO<sub>2</sub> exchange did not occur in complex **101**. Furthermore, complex **96** was not observed when **101** was placed under vacuum. This confirmed that addition of CO<sub>2</sub> on the amine “arm” was irreversible at room temperature.

This unique mode of CO<sub>2</sub> activation was also demonstrated with other pincer complexes with a number of different metal centres including Fe,<sup>141</sup> Re,<sup>142</sup> and Ir.<sup>131</sup> More recently, CO<sub>2</sub> activation was studied using a manganese pincer complex<sup>143</sup> (Scheme 33) employing two different modes of MLC. Manganese complex **102**, as shown in Scheme 33 (top), features a PNN’ ligand where the N’ component is a tertiary amine group. In the presence of a base the ligand is deprotonated in the same way as that observed in the previous complexes where dearomatisation of the pyridine unit occurs to form the corresponding complex **103**. Complex **103** further reacts with CO<sub>2</sub> via 1,3-addition to form complex **104**, which features new Mn–O and C–C bonds, as in the previous cases. If, however, the tertiary amine group is changed to a secondary amine then different reactivity is observed. This is demonstrated in complex **105** (Scheme 33; bottom). Upon addition of a base to **105**, deprotonation of the amine functional group



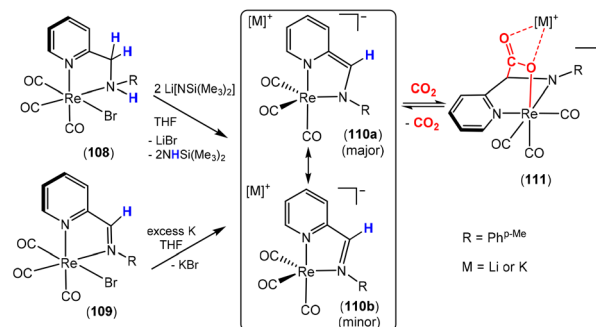
**Scheme 32** Reactivity of CO<sub>2</sub> with dearomatized complex **96** and the formation of complexes **100** and **101**.



**Scheme 33** Activation of CO<sub>2</sub> by Mn–pincer complexes with two differing modes of activation.

occurs rather than a dearomatisation step. The resulting complex **106** contains an amido functional group and the pyridine unit remains in the aromatic form. Thus, upon addition of CO<sub>2</sub> to the complex, 1,2-activation occurs to form new Mn–O and C–N bonds in complex **107** which contains a carbamate functional group. This demonstrates how the reactivity can be tuned.

Activation of CO<sub>2</sub> using a dearomatisation–aromatization approach was also studied by Vogt and co-workers.<sup>142</sup> They demonstrated that the pincer motif was not a prerequisite for MLC. The group showed that rhenium(i) tricarbonyl complexes containing both 2-aminomethyl pyridine and 2-iminomethylpyridine could be utilised as precursors leading to MLC reactivity. In their work, the treatment of 2-aminomethyl pyridine complex **108** (Scheme 34) with excess base (LiHMDS; HMDS = hexamethyldisilazide) resulted in double deprotonation of the complex to afford the anionic amido complex **110a**. Whilst this complex was not isolated, it was characterised *in situ*. Two resonance structures are feasible, the dearomatized form (**110a**) and the aromatized pyridine form (**110b**). Spectroscopic data were consistent with the existence of **110a** as the major component. Complex **110a** could also be synthesised *via* an alternative route. The 2-iminomethylpyridine complex **109** could be reduced in the presence of potassium metal to form complex **110a**. As with the pincer-based examples above, dearomatized complex **110a** was found to be



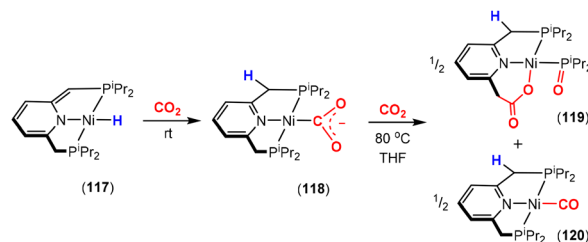
**Scheme 34** Rhenium–tricarbonyl complexes and their reactivity with CO<sub>2</sub>.

## Perspective

highly reactive with CO<sub>2</sub> and underwent 1,3-addition. The nucleophilicity of the rhenium centre, the Lewis acidity of the counter cation (Li<sup>+</sup> or K<sup>+</sup>), together with MLC *via* dearomatisation/aromatisation, were all factors leading to the formation of new complex **111**. Addition was also found to be reversible and **111** readily underwent exchange with labelled <sup>13</sup>CO<sub>2</sub>.

Ozerov and co-workers also demonstrated that the central pyridine unit was not a requirement for opening up pathways for dearomatisation/aromatisation MLC.<sup>144</sup> They synthesised rhenium(v) oxo complexes of the type [Re(O)Cl<sub>2</sub>(PCP)], **112** (Scheme 35). Treatment of complex **112** with a base led to the dearomatised complex, **113**. The reactivity of this complex was explored with small molecules. Typically, for systems where the MLC pathways exist, the activation of H<sub>2</sub> is predominant. In this case, however, no reactivity with this molecule was observed. It is believed that the reactivity is not favoured since the product of activation would place a hydride ligand on the metal centre *trans* to an oxo ligand as well as the fact that rhenium has a low tendency to form dihydrogen complexes; a key step for H<sub>2</sub> splitting. It was reasoned that the activation of polar bonds could be feasible on the other hand. Indeed, it was found that dearomatised complex **113** readily reacted with CO<sub>2</sub>, *via* 1,3-addition at ambient temperatures. In this case the product of activation placed the less *trans*-influencing oxygen donor (of the activated CO<sub>2</sub>) *trans* to the oxo ligand (Scheme 35). The addition of CO<sub>2</sub> was confirmed by NMR and IR spectroscopy. X-ray crystallographic studies were carried out on **114**. However, the crystals showed disorder around the rhenium carboxylate region. Thus, the corresponding iodide complexes, **115** and **116**, were prepared and fully characterised. The crystal structure of **116** revealed a distorted octahedral complex and confirmed the formation of a new C–C bond at the benzylic position of the pincer ligand.

It was also shown that pincer complexes containing PNP ligands could exhibit other CO<sub>2</sub> activation pathways. A particularly interesting example, which underwent some unexpected transformations (Scheme 36), was reported by Milstein and co-workers.<sup>145</sup> They were exploring the reactivity of a dearomatised nickel–hydride complex (**117**) with CO<sub>2</sub>. It was found that the addition of CO<sub>2</sub> gas resulted in the formation of the aromatised product where the hydride species shifted to the

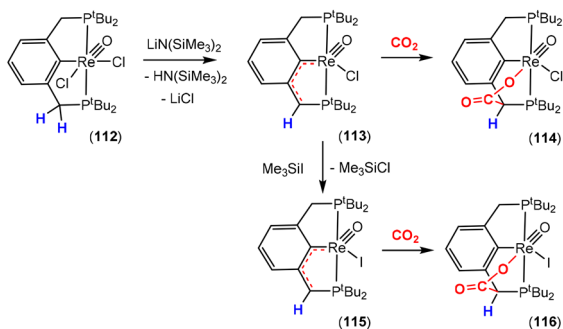


**Scheme 36** Reactivity of nickel–hydride pincer type complexes with CO<sub>2</sub> and subsequent transformation.

ligand and a molecule of CO<sub>2</sub> coordinated to the nickel centre with a rare  $\eta^1$ -C coordination mode (complex **118**). Whilst this new complex could be isolated, it underwent further transformation in the presence of CO<sub>2</sub>. When heated, full conversion of **118** was observed to form two new species, **119** and **120**. Complex **119** formed as a result of C–P bond cleavage and the addition of a CO<sub>2</sub> unit to the resulting carbon where the resulting P<sup>i</sup>Pr<sub>2</sub> fragment was transferred to the metal centre and oxidised to form P(O)<sup>i</sup>Pr<sub>2</sub>. The source of the oxygen atom appears to originate from a CO<sub>2</sub> unit thereby forming CO, which is the ligand found in the second complex, **120** (Scheme 36). Whilst this transformation leads to destruction of the pincer ligand, it highlights some interesting reactivity leading to the conversion of CO<sub>2</sub> to CO. Disproportionation of the CO<sub>2</sub> molecule, as a result of a MLC step, was also observed in some of the other systems presented herein.

CO<sub>2</sub> reductive cleavage using MLC was investigated using iridium PNP complexes.<sup>146</sup> In this case, the activation of CO<sub>2</sub> led to an interesting set of transformations resulting in the formation of a CO ligand and H<sub>2</sub>O as a by-product. These transformations are relevant to the reverse gas water shift reaction and could be a possible sustainable pathway that could open up the industrial scale use of CO<sub>2</sub> as a CO surrogate. In this system, the reactivity focused on the transformations involving iridium(III) dihydride complex **121**, which features a PNP<sup>t</sup><sub>Bu</sub> pincer ligand (Scheme 37). Deprotonation of this complex results in a mixture of two iridium–hydride complexes, **122** and **123**, which differ in the position of one of the hydrogen atoms. The pyridine unit in **122** exists in the dearomatised form where there are two hydride ligands *cis* to each other at the iridium(III) centre. For **123**, the pyridine unit is aromatised and there is one hydride at the metal centre [Ir(I)]. These two species were found to interconvert within the reaction mixture; however, this interconversion ceased in the absence of a proton transfer agent. The mixture of **122** and **123** was found to react with CO<sub>2</sub> at room temperature over the course of 18 hours to form a new dearomatised complex, **124** (Scheme 37, top reaction). In this case, the CO<sub>2</sub> molecule was converted into a CO ligand and the second oxygen from this molecule was converted into H<sub>2</sub>O, where the precursor complexes **122** and **123** were the sources of the two hydrogens.

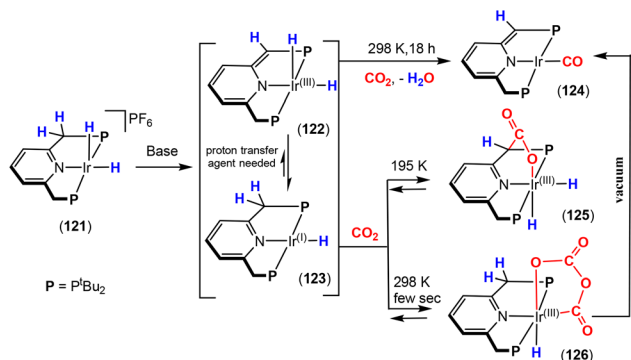
In order to explore this reactivity further, different reaction conditions were investigated to identify possible intermediates and understand the mechanism of CO<sub>2</sub> cleavage. As also



**Scheme 35** Reactivity of the [ReOCl<sub>2</sub>(PCP)] complex, deprotonation reaction and the reactivity with CO<sub>2</sub>.



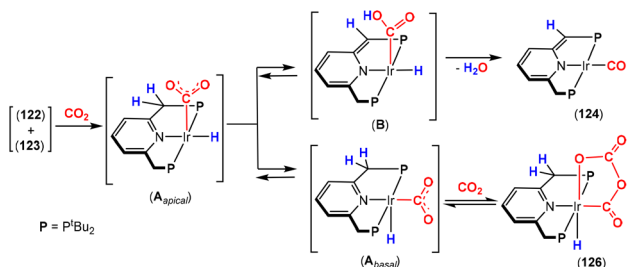




**Scheme 37** Reactivity of complexes **122** and **123**, formed by deprotonation of **121**, followed by  $\text{CO}_2$  under various conditions. Transformation of  $\text{CO}_2$  into CO and water.

shown in Scheme 37, the same mixture of complexes **122** and **123** was reacted with  $\text{CO}_2$  at low temperature in toluene (195 K). Under these conditions, the 1,3-addition product was confirmed and complex **125** was characterised by spectroscopic methods. On the other hand, when the reaction with  $\text{CO}_2$  was carried out at ambient temperature in higher concentrations of this gas and spectroscopic data were obtained immediately following addition, intermediate species **126** was observed. This intermediate contained a new  $\kappa^2\text{-C,O-[C}_2\text{O}_4\text{]}^{2-}$  ligand where the reductive coupling of two  $\text{CO}_2$  molecules had occurred. However, under both conditions it was found that the reaction with  $\text{CO}_2$  was reversible and could interconvert depending on the reaction conditions. For example, complex **124** was formed after complex **126** was placed under vacuum.

Based on their experimental results, the detected intermediates, and computational studies, the Milstein group proposed a series of mechanisms for the transformations involving complexes **124** and **126** (Scheme 38). Complex **125** is formed *via* an analogous 1,3-addition to those observed in previous examples. Complexes **124** and **126** are formed *via* the same initial intermediate  $\text{A}_{\text{apical}}$ , where the carbon of the  $\text{CO}_2$  molecule is attached to the nucleophilic iridium(i) centre [ $\eta^1\text{-C}(\text{CO}_2)$ ] at the apical site. With the  $\text{CO}_2$  ligand connected at this position, one of the oxygen atoms is positioned in proximity to the methylene unit. This undergoes deprotonation by the nucleophilic oxygen (facilitated by MLC dearomatisation) to

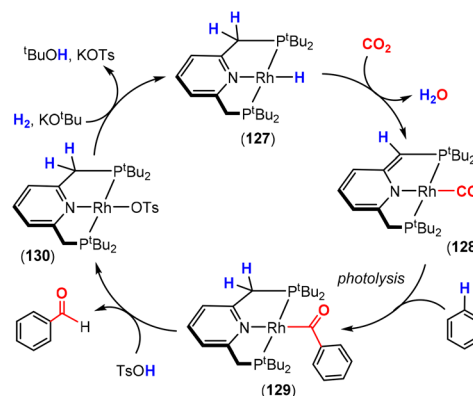


**Scheme 38** Proposed intermediates leading to the formation of complexes **124** and **126**, supported by DFT calculations.

form intermediate **B**. This species undergoes subsequent loss of water to form carbonyl complex **124**. In the next transformation,  $\text{A}_{\text{apical}}$  isomerises to form  $\text{A}_{\text{basal}}$ . In the presence of a second equivalent of  $\text{CO}_2$ , one of the oxygen atoms of the  $\eta^1\text{-C}$  coordinated  $\text{CO}_2$  ligand attacks the electrophilic carbon of free  $\text{CO}_2$  to form complex **126**.

The Milstein group applied their findings to the reductive cleavage of  $\text{CO}_2$  using MLC for the preparation of benzaldehyde using  $\text{CO}_2$  as the C1 source and carbonyl surrogate.<sup>130</sup> This is exemplified in the stepwise cycle shown in Scheme 39. Whilst not catalytic, this is an important development since there is a wealth of chemistry involving CO as a molecular building block. The transformation of  $\text{CO}_2$  into CO at transition metal centres offers significant potential for utilising  $\text{CO}_2$  as a C1 source. Following the same MLC steps as shown in the previous examples, rhodium(i)-hydride pincer complex **127** reacted with  $\text{CO}_2$  *via* a reductive cleavage pathway to form the dearomatised complex rhodium(i)-carbonyl complex **128** and water. A short-lived formate species [ $\eta^1\text{-OC(O)H}$ ] was identified spectroscopically at low temperatures and crystallised at low temperatures (sufficient for obtaining a crystal structure). The  $^1\text{H}$  NMR spectrum showed a signal at 8.6 ppm (as a doublet of triplets,  $^3J_{\text{RhH}} = 2.8$  Hz,  $^4J_{\text{PH}} = 1.4$  Hz) corresponding to the formate proton. The corresponding  $^{13}\text{C}$  NMR spectrum confirmed this functional group as a broad signal at 168.1 ppm. This, however, rapidly converted into complex **128** in the mixture. Additionally, it was found that another species was present within the reaction mixture consistent with  $[\text{Rh}(\text{PNP})(\text{CO})][\text{OH}]$ , which would result from the reaction of **128** with one equivalent of water and the pincer ligand in the aromatised form.

The route to **128** from  $\text{CO}_2$  offers significant promise. Unfortunately, complex **128** was found to be quite unreactive. Nevertheless, photolysis of the complex in the presence of benzene led benzoyl complex **129**. This is a formal product of C–H activation of the solvent, transfer of the hydride to the pincer ligand (re-aromatisation) and a 1,1-migratory insertion of the carbonyl ligand into the resulting rhodium–phenyl species. None of the intermediate species of this part of the



**Scheme 39** Carbonylation of benzene using a Rh(i) pincer complex *via* MLC.

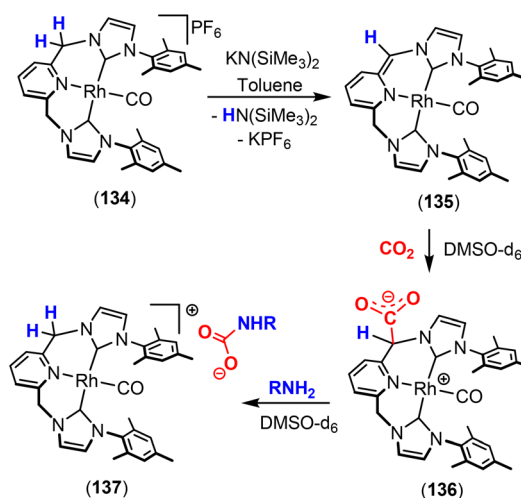
transformation were observed. One of the challenges of this reaction was the competing decarbonylation transformation, which involved the elimination of CO gas into the headspace of the reaction vessel under the UV light conditions. Furthermore, a number of conditions were trialed in order to find a methodology for releasing the benzoyl fragment. It was found that a strong organic acid such as *p*-toluenesulfonic acid (TsOH) was required. This led to the formation of benzaldehyde and tosyl complex **130**. Through the use of an internal standard, it was found that the stoichiometric conversion to benzaldehyde was approximately 50%. Further treatment of this complex with a base ( $\text{KO}^t\text{Bu}$ ) and  $\text{H}_2$  resulted in the reformation of the main active rhodium-hydride complex **127**. This was only achieved following the removal of the volatiles, including benzaldehyde. Whilst a full catalytic cycle for this transformation was not realised, this example serves to inspire the potential of MLC for utilising  $\text{CO}_2$  as a surrogate for CO.

Other transition metal complexes with pincer ligands containing symmetrical N-heterocyclic carbene (NHC) donors were reported. These include NHCs based on a lutidine central unit, including CNN<sup>147,148</sup> and CNC<sup>149</sup> systems. These also showed interesting reactivity in the activation of small molecules *via* the dearomatisation–aromatisation process. In terms of the activation of  $\text{CO}_2$  by such complexes, differing reactivities were observed depending on the pincer ligand as well as the metal centre. For example, ruthenium complex **131**, containing a bis (NHC) pincer ligand, undergoes a reaction with a base to form the dearomatised complex **132** (Scheme 40) where deprotonation occurs at one of the methylene units of the pincer ligand. The dearomatised complex subsequently undergoes the 1,4-addition of  $\text{CO}_2$  in a similar fashion to the previously described examples to form complex **133**. This mode of activation differs by the size of the ring, which is formed upon formation of the  $\text{CO}_2$  adduct. In this case, a six-membered ring was generated. This can be viewed as an activation involving a three-atom bridge. Pidko and co-workers demonstrated that complex **131** was an active catalyst in the hydrogenation of  $\text{CO}_2$  into formates.<sup>150</sup> Whilst there was a greater propensity for the activation of  $\text{H}_2$  and  $\text{CO}_2$  in these CNC complexes, the catalytic performances of the PNP complexes highlighted above (such as complex **98**, Scheme 31) were found to be higher. Furthermore, it was found that the ratio of  $\text{H}_2$  to  $\text{CO}_2$  utilised in these reactions was important for determining the catalyst's activity. Further investigations

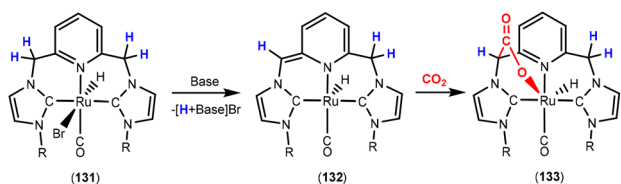
revealed that stable complex **133** was found to be catalytically inactive within the catalytic cycle.

The Casado and Polo groups further reported on the reactivity of a series of cationic rhodium complexes bearing pincer carbene CNC ligands, as outlined in Scheme 41.<sup>149,151</sup> Deprotonation of complex **134** was achieved with a strong base, resulting in the formation of dearomatised neutral complex **135**. This complex was found to react with  $\text{CO}_2$  *via* MLC activation. In contrast to the mode of activation of complex **132** (Scheme 40), the reaction with  $\text{CO}_2$  resulted in the formation of a new C–C bond between  $\text{CO}_2$  and the activated  $=\text{CH}$  arm of the CNC ligand to form zwitterionic complex **136**. In this case, the 1,4-addition product was not observed with no Rh–O bond being formed. This is likely due to the preference for Rh(I) to remain square planar and the larger distance between the site of attachment of the  $\text{CO}_2$  unit and the metal centre. Interestingly, complex **136** further reacted with protic amines to form **137**, which is the re-aromatised product with a carbamate ion as the counterion that demonstrates promise for further transformation.

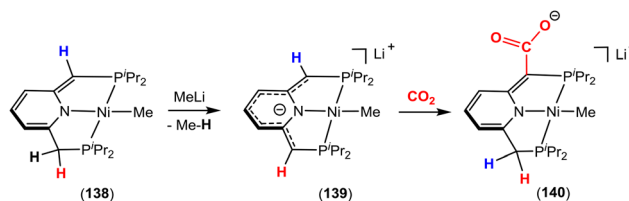
This rare type of  $\text{CO}_2$  activation with dearomatised complexes was also observed in the case of the doubly deprotonated anionic nickel complex **139**, as shown in Scheme 42.<sup>136</sup> This complex was formed by a second deprotonation step on



**Scheme 41** Preparation of a neutral rhodium complex during a dearomatisation step and further reactivity with  $\text{CO}_2$  and amines.



**Scheme 40** Dearomatisation reactivity involving ruthenium complexes containing NHC-based pincer ligands and subsequent MLC activation of  $\text{CO}_2$  *via* 1,4-addition.



**Scheme 42** Double deprotonation of a Ni–PNP pincer complex and further reactivity with  $\text{CO}_2$ .



the previously dearomatised complex **138** with methyllithium. In these transformations, the Milstein group showed that CO<sub>2</sub> addition occurred directly on the carbon atom of the pincer motif to form complex **140** and that the Ni(II) centre was not involved in the coordination of the CO<sub>2</sub> unit. This is an example where 1,3-addition is not observed in contrast to the examples containing a PNP pincer ligand outlined above (*vide supra*).

In summary, MLC activation involving dearomatisation–aromatisation opens new prospects towards the design of new transition metal complexes that can be utilised for the clean and efficient transformation of a wide range of substrates, including CO<sub>2</sub>, to high added-value chemicals. As discussed in this section, MLC activation of CO<sub>2</sub> demonstrated different reactivities and afforded intermediates that would be difficult to obtain without the dearomatisation/aromatisation steps. The addition of CO<sub>2</sub> to the dearomatised complexes leads to the formation of 1,3-addition (or 1,4-addition) products as key intermediates obtained under relatively mild conditions. In many cases these additions are reversible. However, the current literature seems to indicate that the dearomatisation/aromatisation sequence for the catalytic transformation of CO<sub>2</sub> demonstrates a lack of efficient activity. This is due to the high stability of the 1,3-addition products. As such, it seems that 1,3-addition leads to deactivation of the metal complexes, many of which are thereby not catalytically active. In some reports, it is possible to avoid this deactivation and improve the catalytic performance by modifying the reaction conditions, for example, in the catalytic hydrogenation of CO<sub>2</sub> to formates by using lutidine–Ru–CNC pincer complexes and optimising the H<sub>2</sub>/CO<sub>2</sub> ratio. The use of CO<sub>2</sub> for the carbonylation of organic substrates in place of toxic and petroleum derived carbon monoxide would be a very promising approach from a sustainability perspective. The potential for this was demonstrated in the example involving the carbonylation of benzene. This example shows that MLC based on dearomatisation/aromatisation could be a useful tool for the splitting of CO<sub>2</sub> and formation of catalytically active carbonyl complexes. However, further development is needed to realise this potential and achieve efficient catalytic processes that can transform CO<sub>2</sub> into high-added value chemicals.

### Bimetallic activation

During the writing of this manuscript, an excellent perspective review was published by Mankad and co-workers in this journal.<sup>152</sup> The perspective provides a comprehensive overview of cooperative bimetallic chemistry involving the activation of CO<sub>2</sub> (in addition to NO<sub>2</sub>). Thus, aspects are only covered briefly here to highlight the utilisation of two metals in the cooperative activation of CO<sub>2</sub> and link with those systems covered in the above sections. The reader is referred to Mankad's and other excellent reviews<sup>153–156</sup> for more comprehensive reviews on this topic.

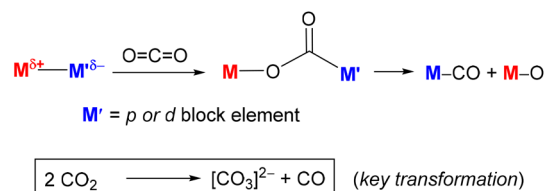
As an extension of the one atom bridge between the transition metal and cooperating element (*i.e.* M=E; where E = CR<sub>2</sub>, SiR<sub>2</sub>, NR, O), this section describes examples where E is

another metal fragment. This leads to a situation where the second metal is acting as a metalloligand (L, X or Z type) and provides an opportunity to tune the properties of the first metal. Heterobimetallic cooperative activation is akin to frustrated Lewis pair (FLP) bond activation where electronic frustration between bulky Lewis acid and Lewis base main group moieties mediates CO<sub>2</sub> activation.<sup>157</sup> When compared to FLP or the MLC methods we outlined above, the presence of a second redox active centre offers the potential to facilitate electron transfer to the substrate and is a key advantage for the selective reduction of CO<sub>2</sub>.

The dipole in the M–M' bond determines the regiochemistry of CO<sub>2</sub> activation (Fig. 4). The strength of the bonds formed, *i.e.* M–C and M–O, is also an important parameter.<sup>158</sup> For example, the electronegativity difference between a transition metal and p-block element creates a polarised bonding situation in which p-block elements can function as a Lewis acidic Z-type σ-acceptor ligand to a nucleophilic metal centre. More typically, the M–M' bond is supported by bridging ligands such as hydrides, oxo units, carbonyls and halide ligands, although there are some examples of unsupported M–M' bonds or those supported by elaborate ligand scaffolds.<sup>159</sup>

Bimetallic architectures provide new avenues for bond activation by working in cooperation with each other. This field has flourished from just a handful of examples to many well-defined structures and intriguing CO<sub>2</sub> activation modes in recent years.<sup>160</sup> However, improved rational design, understanding of bonding and detailed mechanistic insights are needed to fully exploit the potential of CO<sub>2</sub> activation. At times, each metal can act independently in the bimetallic unit, thus hindering the desired cooperativity mode of activation. This section briefly outlines selected literature examples wherein cooperation between bimetallic sites results in interesting CO<sub>2</sub> activation and transformations. We focus on enzymatic mimics first and then move on to other relevant examples involving M–M' cooperation.

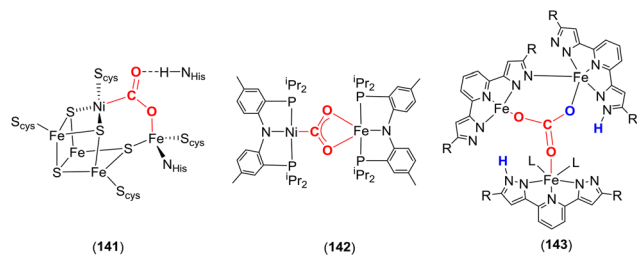
The active sites present within metalloenzymes have inspired the design of bimetallic complexes for multisite activation of the small molecules utilised by nature. For example, carbon monoxide dehydrogenases (CODHs) contain bimetallic active sites [*e.g.* the Fe–Ni system (**141**) highlighted in Fig. 5] and can lead to reversible 2-electron transformations involving



**Fig. 4** Schematic illustration of cooperation between two metals where one of the oxygen atoms of the CO<sub>2</sub> molecule is activated by the electropositive centre and the electrophilic carbon centre is activated by the nucleophilic metal centre. Most often bimetallic cooperation results in the disproportionation of CO<sub>2</sub>.







**Fig. 5** Carbon monoxide dehydrogenase C-cluster active site (**141**) found in the enzyme and its biomimetic model (**142**). Trinuclear iron complex **143** is the functional model of carbonic anhydrase.

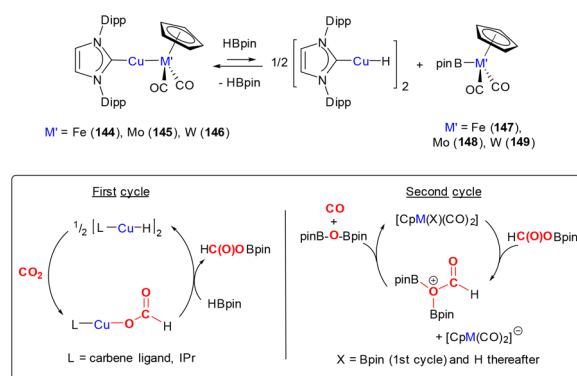
the reduction of  $\text{CO}_2$  to CO and the oxidation of CO to  $\text{CO}_2$ . Lee and co-workers recently reported a paramagnetic iron–nickel heterobimetallic complex that could be considered as a synthetic structural model of the CODH active site.<sup>161</sup> They reported the synthesis of carboxylate complex **142** in which both the nickel and iron centres contained the amido-pincer ligand  $[\text{N}\{(\text{C}_6\text{H}_3\text{Me})\text{P}(\text{Pr})_2\}_2]$  (PNP). The coordination environment of the activated  $\text{CO}_2$  molecule was determined to be  $\mu_2\text{-}\kappa^1\text{C}:\kappa^2\text{O},\text{O}'$ , bridging the two metal centres. Upon activation, new Ni–C and Fe–O bonds are formed, consistent with the polarity difference between the metal centres (*cf.* electronegativities, Fe: 1.83 and Ni: 1.91) and the strength of the new bonds formed.<sup>162</sup> Activation of the  $\text{CO}_2$  molecule brings about a change in hybridisation of the carbon centre as shown in the crystal structure where the O–C–O angle is found to be  $116.5^\circ$ . This is also reflected in the various bond lengths {Ni–C 1.858(1) Å, Fe–O 2.204(1) and 2.066(1) Å, C–O 1.269(2) and 1.289(2) Å}. The binding mode represents the extreme limit of a 2-electron reduced species coordinated at the nickel centre (*i.e.*  $\text{Ni}^{\text{III}}\text{[CO}_2\text{]}^{2-}$ ). This is consistent with the very low stretching frequency of the carbon–oxygen bonds in the IR spectrum [ $\nu(\text{CO}) = 1510\text{ cm}^{-1}$ ]. Preliminary studies suggested that C–O bond cleavage was possible upon addition of  $\text{HBF}_4\cdot\text{Et}_2\text{O}$  to generate  $[\text{Ni}(\text{PNP})(\text{CO})][\text{BF}_4]$  and  $[\text{Ni}(\text{PNP})\{\text{C}(\text{O})\text{OH}\}]$  in addition to other unidentified products. Later Lu and co-workers reported a new example of an iron–nickel heterobimetallic complex as a functional model of the C-cluster of the CODH active site.<sup>163</sup>

The active site in carbonic anhydrase contains a tetrahedral redox inactive  $\text{Zn}^{\text{II}}$  centre stabilised by three histidine residues and hydroxide. This catalyses the conversion of  $\text{CO}_2$  and water into carbonates. In 2018, Caulton and co-workers reported a carbonic anhydrase functional mimic based on the trimetallic complex **143** (Fig. 5), which involved an interesting proton shuttling cooperative mechanism.<sup>164</sup> Complex **143** was prepared by the reaction of  $[\text{Fe}(\text{NNN})(\text{DMAP})_3]$  with  $\text{CO}_2/\text{H}_2\text{O}$  in  $\text{CH}_3\text{CN}$  (where NNN = bis-pyrazolotripyridine, DMAP = dimethylaminopyridine). The trinuclear complex contains a  $[\text{CO}_3]^{2-}$  core, which originates from the  $\text{CO}_2$  molecule and oxygen atom from  $\text{H}_2\text{O}$ . Two of the basic pendant nitrogen moieties at the  $\beta$ -position of the pyrazolate groups act as bases resulting in the double deprotonation of  $\text{H}_2\text{O}$ . It is postulated that the transformation proceeds *via* an oxo intermediate of the type  $[\text{Fe}(\text{=O})(\text{NNN} + \text{H})(\text{DMAP})_2]$ . All three oxygen atoms

from the resulting bridging carbonate unit are each bound to an iron centre providing an overall coordination mode of  $\mu_3:\eta^1:\eta^1:\eta^1$ . Structural characterisation revealed lengths of 1.985(3), 1.992(3) and 2.022(3) Å for the Fe–O bonds and 1.294(5), 1.285(5) and 1.262(4) Å for the C–O bonds. The flexibility in bonding within the “[Fe(NNN)]” core coupled with the oxophilicity of the iron centres results in the cooperative capture and conversion of  $\text{CO}_2$  and  $\text{H}_2\text{O}$  into  $[\text{CO}_3]^{2-}$  and two protons. A similar pattern of reactivity involving a nucleophilic  $\text{M}=\text{O}$  species with  $\text{CO}_2$  leading to a  $\kappa^2\text{-O},\text{O}'\text{-CO}_3$  species was highlighted above (*vide supra*).

In recent times, there has been a renaissance in the study of the synthesis and reactivity of heterobimetallic complexes featuring highly polarised  $\text{M}^{\delta+}\text{--M}^{\delta-}$  bonds in the context of  $\text{CO}_2$  activation. The early work of Bergman and co-workers laid the foundation for this research area where the reaction of  $[(\text{Cp})_2\text{Zr}(\mu\text{-N}^t\text{Bu})\text{Ir}(\text{Cp}^*)]$  with  $\text{CO}_2$  gave  $[(\text{Cp})_2\text{Zr}(\mu\text{-N}^t\text{Bu})\{\mu\text{-OC}(\text{O})\}\text{Ir}(\text{Cp}^*)]$ . Here, the  $\text{CO}_2$  molecule is attacked by the nucleophilic iridium centre and stabilised by the formation of a new Zr–O bond.<sup>165</sup> Other relevant examples of bimetallic complexes such as  $[(\text{Cp})_2(\text{CO})_2\text{M}\text{--ZrCl}(\text{Cp})_2]$  (where M = Fe, Ru) were prepared and characterised. Their reactions with  $\text{CO}_2$  lead to complexes of the type  $[(\text{Cp})_2(\text{CO})_2\text{M}(\text{CO}_2)\text{ZrCl}(\text{Cp})_2]$  where the  $\text{CO}_2$  ligand contains a  $\mu,\kappa^1\text{-C}(\text{M}),\kappa^2\text{-O},\text{O}'(\text{Zr})$ .<sup>166,167</sup>

In one of the more recent examples of  $\text{CO}_2$  activation using heterobimetallic complexes, the Mankad group reported the selective formation of CO during their investigations into the hydroboration of  $\text{CO}_2$  using HBpin (pin =  $\text{C}_6\text{H}_{12}\text{O}_2$ ) in the presence of heterobimetallic complexes  $[(\text{NHC})\text{Cu}\text{--ML}_n]$   $\{\text{ML}_n = [\text{FeCp}(\text{CO})_2] \text{ (144)}, [\text{WCp}(\text{CO})_3] \text{ (145)}, [\text{MoCp}(\text{CO})_3] \text{ (146)}\}$  (10 mol%) (Scheme 43).<sup>168</sup> The cooperation of the second metal (M) led to facile deoxygenation of the initially formed hydroboration product,  $\text{HC}(\text{O})\text{OBpin}$ . This offered a differing selectivity to that typically found in such reactions. Furthermore, the selectivity ratio of  $\text{CO}:\text{HCO}_2\text{Bpin}$  was dependent on the nature of  $\text{ML}_n$ . Mechanistic investigations suggest that during the initial step the bimetallic complex dissociates into two distinct monometallic entities by reaction with HBpin forming half an equivalent of hydride bridged dimer  $[(\text{NHC})$



**Scheme 43** Mechanism for the 2-electron reduction of  $\text{CO}_2$  to CO catalysed by heterobimetallic complexes  $[(\text{NHC})\text{Cu}\text{--ML}_n]$   $\{\text{ML}_n = [\text{FeCp}(\text{CO})_2], [\text{WCp}(\text{CO})_3], [\text{MoCp}(\text{CO})_3]\}$ .



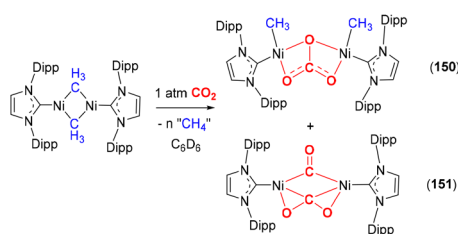
$\text{CuH}_2$  and  $[\text{L}_n\text{M-Bpin}]$  (147–149). At first, the  $[(\text{NHC})\text{CuH}]_2$  complex mediates  $\text{CO}_2$  hydroboration with HBpin to form  $\text{HC}(\text{O})\text{OBpin}$ . In a subsequent step, the decarbonylation of  $\text{HC}(\text{O})\text{OBpin}$  to  $\text{CO}$ ,  $\text{O}(\text{Bpin})_2$  and  $[\text{M}]-\text{H}$  was achieved by the cooperative action of the second metal centre  $[\text{L}_n\text{M-Bpin}]$ . The tandem hydroboration of  $\text{CO}_2$  and decarbonylation of formate species  $\text{HCO}_2\text{Bpin}$  depends on the relative nucleophilicity of the  $[\text{M}]$  anion.

A very recent example was reported by Tilley and co-workers involving the reductive disproportionation of  $\text{CO}_2$  into  $[\text{CO}_3]^{2-}$  and  $\text{CO}$  (Scheme 44).<sup>169</sup> In this case the diamagnetic nickel(i) bimetallic complex,  $[\text{Ni}(\mu\text{-CH}_3)(\text{IPr})_2]$  [ $\text{IPr} = 1,3\text{-bis}(2,6\text{-diisopropylphenyl})\text{imidazolin-2-ylidene}$ ] was shown to react with  $\text{CO}_2$  (1 atm) in  $\text{C}_6\text{D}_6$  at 22 °C. After 15 min, two new bimetallic complexes were formed. These were Ni(II) carbonate  $[\text{Ni}(\text{CH}_3)_2(\mu\text{-}\kappa^2\text{-O,O-CO}_3)(\text{IPr})]$  (**150**), with 50% conversion as determined by NMR, and Ni(0) bridged carbonyl product  $[\text{Ni}(\text{IPr})\{(\mu\text{-CO})(\mu\text{-}\eta^2\eta^2\text{-CO}_2)\}\text{Ni}(\text{IPr})]$  (**151**) with 32% conversion. The loss of the methyl groups in **151** was not fully clear, although the presence of methane was observed in the  $^1\text{H}$  NMR spectrum of the reaction mixture. A low temperature NMR experiment revealed that **150** existed as two isomers. A crystal structure of the isomer where the methyl groups had an anti-relationship to each other (*i.e.* the second isomer of the structure shown in Scheme 44) was obtained. This confirmed the coordination of the carbonate between the nickel centres. The C–O bond length involving the oxygen bridged between the two nickel centres was found to be 1.331(1) Å, whilst the other C–O bonds were shorter, 1.264(1) and 1.265(1) Å, respectively. Interestingly, the Ni–O–Ni angle was almost linear at 174.95(8)°. The crystal structure for complex **151** was previously reported by Sadighi and co-workers.<sup>170</sup> They investigated the reactivity of the analogous binuclear Ni(0) complex,  $[\text{Ni}(\text{IPr})_2]$  (where one of the aryl rings of the NHC ligand bridges to the other nickel centre *via* a  $\eta^6$  coordination mode) with  $\text{CO}_2$ . In this original report, they suggested the disproportionation of  $\text{CO}_2$  into  $\text{CO}$  and  $[\text{CO}_3]^{2-}$ . The isolation of both **150** and **151** by Tilley and co-workers supported this postulation. The structure of **151** is rather interesting since it is a novel coordination mode for  $\text{CO}_2$  that has not been observed in any subsequent systems since the original report in 2007. It features a bent  $\text{CO}_2$  moiety bridged between the two nickel centres with two  $\eta^2\text{-C,O}$  binding modes. The two C–O bond lengths were found to be 1.257(2) and 1.2552(19) Å. The O–C–

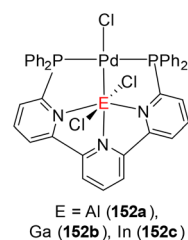
O angle was 133.43(15)°. These bond metrics reflect a pronounced bond activation with respect to the free  $\text{CO}_2$  molecule (*cf.* 1.16 Å and 180°). The disproportionation reactivity (*i.e.*  $\text{CO}_2$  to  $\text{CO}$  and  $[\text{CO}_3]^{2-}$ ) found in these systems shares similarities with other modes of  $\text{CO}_2$  bond cleavage pathways discussed in the previous sections (*e.g.* in the one-atom bridge section, see Scheme 8, and dearomatisation–aromatisation section, see Scheme 36).

The utilisation of metalloligands where the second metal is a main group metal, or a Z-type Lewis acid function, has also become a research area of interest. Such complexes were demonstrated to be highly beneficial in  $\text{CO}_2$  activations. Whilst the metalloligand centre is not a directly involved in activation, its influence on the position *trans* to it on the other metal centre is significant. The cooperation between the two centres leads to novel catalytic systems. For instance, Takaya, Iwasawa and co-workers developed an interesting rigid and planar 6,6''-bis(phosphino)-terpyridine ligand containing  $\text{N}_3\text{P}_2$  donors that was utilised to support both Pd and E centres, where E = the group 13 elements, Al, Ga and In (Fig. 6).<sup>171</sup> The Lewis acidic main group 13 element withdraws electron density from the metal *via* a  $\sigma$ -acceptor interaction to influence bond activation. The structure of the ligand scaffold holds the two centres in proximity, thereby facilitating the Pd–E interactions. Using this  $\text{C}_2$  symmetric ligand scaffold, a family of palladium–metalloligand complexes were synthesised (*e.g.* **152a–c**) and their catalytic activities were examined. Amongst them, the Pd–Al complex (**152a**) was found to be an excellent catalyst (0.1 mol%, 25 °C, 1 mol% cesium pivalate, 1 h) for the selective hydrosilylation of  $\text{CO}_2$  to silyl formate with the highest TOF of 19 300  $\text{h}^{-1}$  under mild conditions. Facile tuning of the Pd–group 13 element interaction through Z-type bonding is proposed to be the key for high catalytic performance.

Due to the strong Pd–E interactions in the **152** complexes and accessibility of the metalloligand site for  $\text{CO}_2$ , other modes of reactivity including disproportionation (*vide supra*) of this molecule across the Pd–E bond to form an “OC–Pd–OE” species was not observed. A rational mechanism for the high catalytic activity of **152a** is yet to be unravelled. However, it is likely that the use of Lewis acidic group 13 metalloligands can either stabilise carboxylate bridges such as Al–OC(O)–Pd through the formation of the  $\text{Al}^{\delta+}\text{–Pd}^{\delta-}$  zwitterionic intermediate or exert a high *trans* influence on the Al–Pd–OC(O)H inter-



**Scheme 44** Disproportionation transformations of the  $\text{CO}_2$  moiety facilitated by a Ni(i) binuclear system.



**Fig. 6** Example of complexes containing a transition metal and metalloligand reported by Takaya, Iwasawa and co-workers.




mediate, which is important for the selectivity of the transformation.<sup>172</sup>

In the same year, the Lu research group introduced a “double decker” multidentate ligand of the type  $[N\{o\text{-C}_6\text{H}_4(\text{NCH}_2\text{P}^i\text{Pr}_2)\}_3]^{3-}$  to support bimetallic structures.<sup>173–175</sup> This was utilised to support M–E complexes  $[M = \text{Ni}, \text{Co}, \text{Fe}; E = \text{Al}, \text{Ga}, \text{In}]$  for the purposes of  $\text{CO}_2$  insertion into M–H bonds where the hydride was *trans* to the E component. In one such example involving cobalt and gallium, the complex was found to be an efficient catalyst for the formation of formate in the presence of a base. Turnover numbers of 19 200 were obtained with a TOF of  $27\,000\text{ h}^{-1}$ . Of note, in the absence of  $\text{H}_2$ , the complexes underwent disproportionation where two equivalents of  $\text{CO}_2$  were converted into  $[\text{CO}_3]^{2-}$  and CO, which remained as a ligand at the metal centre.<sup>176</sup>

Bourissou and co-workers illustrated cooperation between the platinum and aluminium centres in  $[(\text{Mes})_2\text{PC}(\text{=CHPh})\text{Al}(\text{tBu})_2]\text{Pt}(\text{PPh}_3)]$ .<sup>177</sup> This complex possessed an ambiphilic Pt → Al Z-type interaction featuring a T-shaped platinum centre. It reacted with  $\text{CO}_2$  to yield a six membered metalla-cycle containing a PtPCAlOC ring where cooperation between the platinum and aluminium centres stabilised the initially formed  $\eta^1\text{-CO}_2$  adduct through a Pt–C(O)O–Al intermediate. More recently, the Aldridge and Goicoechea groups prepared a series of coinage metal–aluminium heterobimetallic complexes containing yet more highly polarised  $\text{Al}^{\delta+}\text{--M}^{\delta-}$  covalent bonds and studied their reactivity with  $\text{CO}_2$ .<sup>178,179</sup> In one such example, the reaction with  $\text{CO}_2$  (1 atm) resulted in its insertion into the Al–Au bond to form the gold(i) metalla-carboxylate  $\text{Al}(\mu\text{-O}_2\text{C})\text{Au}$ , where the  $\mu\text{-}\kappa^1\text{-C}, \kappa^2\text{-O}, \text{O}$  bridge was supported by cooperative Au– $\eta^1\text{-C}$  and Lewis acidic Al– $\kappa^2\text{-O}, \text{O}$  bonds.<sup>180</sup> Similarly, a number of other heterobimetallic complexes containing Cu–Al,<sup>181</sup> Ir–Al,<sup>182</sup> and Fe–Al<sup>183</sup> bonds were reported. The examples discussed above highlight the cooperation between nucleophilic and Lewis acidic metal centres.

In summary, this section highlighted the applications of the bimetallic activation of  $\text{CO}_2$ . There are, however, only a handful of examples of their catalytic application. There are some examples that demonstrate the disproportionation reactivity of two equivalents of  $\text{CO}_2$ , converting it into  $[\text{CO}_3]^{2-}$  and coordinated CO. This draws several parallels with the mono-metallic counterparts outlined above where M–CO and M–O species are observed.



**Scheme 45** Key transformations involving the transformation of  $\text{CO}_2$  utilising MLC strategies, where M = transition metal and in this case E = either transition metal or a main group species. The carbonate is shown as a free anion. There are, however, cases where this is bound to the metal centre.

## Conclusions and future prospects

The various sections above highlighted a range of different strategies that were employed for the activation of  $\text{CO}_2$  across two sites in cooperation with each other. In the earlier sections, this was as a result of activation across a metal and ligand. In the last section, this cooperation occurred between two metal centres or a metal in combination with a metalloid. Whilst there have been significant developments and achievements for cooperative methodologies involving the stoichiometric activation of  $\text{CO}_2$ , the development of efficient catalytic systems remains a challenge.

From the examples presented herein, two overall key transformations stand out where one of the strong double bonds in  $\text{CO}_2$  is cleaved (Scheme 45). The first is a reductive cleavage of  $\text{CO}_2$ , effectively splitting it across a  $\text{L}_n\text{M–E}$  species and leading to a stable  $\text{L}_n\text{M–CO}$  compound and a “oxo” species bound to the E component. This latter component can be either an early transition metal or a main group species, which forms strong bonds to oxygen (*e.g.* Si, P, Al or Ga). The formation of these species serves as a thermodynamic sink for reductive cleavage. The second involves a disproportionation of the  $\text{CO}_2$  molecule into carbonate and “oxo”, which is facilitated again by an  $\text{L}_n\text{M–E}$  moiety. In this scenario, the carbonate anion is formed and is either coordinated to the metal or non-coordinated as a free ion.

With these in mind, in order to develop catalytic systems *via* MLC strategies, tandem methodologies will need to be developed. One such approach would be to use CO, generated by deoxygenation of  $\text{CO}_2$ , within a multicomponent catalytic system where  $\text{CO}_2$  is utilised as a CO surrogate. This would find application in current industrial scale reactions such as carbonylation, carboxylation and hydroformylation. Current systems do exist, for example, the Pd-catalysed Hiyama–Denmark cross coupling for the synthesis of pharmaceutically important diaryl ketones.<sup>184</sup> This methodology also helps to avoid the direct use of the toxic C1 building block CO and other ineffective CO resources. Further developments are needed to make such processes sustainable, however, to avoid the need for stoichiometric oxide scavengers such as silicon. Although not truly catalytic, the Milstein example highlighted in Scheme 39 (complex 127) where one of the oxygen atoms from  $\text{CO}_2$  is converted into water suggests real promise in this area. Secondly, the disproportionation of  $\text{CO}_2$  into carbonate  $[\text{CO}_3]^{2-}$  and CO is a common transformation found across a broad range of examples in many of the cooperative methodologies discussed herein. It could be envisaged that the carbonates could be converted into functionalised products by treatment with homogeneous hydrogenation catalysts. In this regard, examples of the hydrogenation of inorganic carbonates ( $\text{K}_2\text{CO}_3$ ,  $\text{Na}_2\text{CO}_3$ ) are still quite rare with only a few catalysts known to perform this task. For example, iridium–NHC complexes that produce formates from carbonates and renewable  $\text{H}_2$  sources are known.<sup>185</sup> Alternatively, carbonates could also be functionalised by treatment with amines followed by hydrogenation in one pot for the *N*-methylation of amines,  $\text{R}_2\text{NH}$ .<sup>186</sup>





Future work should focus on the rational development of practical catalysts under mild conditions based on a mechanistic understanding of CO<sub>2</sub> transformations. To achieve this, a comprehensive understanding of the transformation of CO<sub>2</sub> within the coordination sphere of transition metal complexes is needed. We hope to have demonstrated that cooperation between a metal and ligand or between two metals plays an important role in the activation of CO<sub>2</sub>.

## Conflicts of interest

There are no conflicts to declare.

## Acknowledgements

The authors would like to thank the Welsh Government for funding this work. The project is funded by a Sêr Cymru II Capacity Builder Accelerator Award (80761-USW208). The Sêr Cymru II scheme is part-funded by the European Regional Development Fund through the Welsh Government.

## Notes and references

- 1 National Oceanic and Atmospheric Administration, Global monitoring Laboratory <https://keelingcurve.ucsd.edu/> (accessed 11 May 2022).
- 2 IEA, *Energy Efficiency 2021*, IEA, Paris, 2021, <https://www.iea.org/reports/energy-efficiency-2021>.
- 3 A. Kumar, P. Daw and D. Milstein, *Chem. Rev.*, 2022, **122**, 385–441.
- 4 T. Schaub, *Chem. – Eur. J.*, 2021, **27**, 1865–1869.
- 5 A. Modak, P. Bhanja, S. Dutta, B. Chowdhury and A. Bhaumik, *Green Chem.*, 2020, **22**, 4002–4033.
- 6 Emissions – Global Energy & CO<sub>2</sub> Status Report 2019 – Analysis - IEA, <https://www.iea.org/reports/global-energy-co2-status-report-2019>.
- 7 C. Le Quéré, R. M. Andrew, P. Friedlingstein, S. Sith, J. Hauck, J. Pongratz, P. A. Pickers, J. I. Korsbakken, G. P. Peters, J. G. Canadell, A. Arneeth, V. K. Arora, L. Barbero, A. Bastos, L. Bopp, F. Chevallier, L. P. Chini, P. Ciais, S. C. Doney, T. Gkritzalis, D. S. Goll, I. Harris, V. Haverd, F. M. Hoffman, M. Hoppema, R. A. Houghton, G. Hurtt, T. Ilyina, A. K. Jain, T. Johannessen, C. D. Jones, E. Kato, R. F. Keeling, K. K. Goldewijk, P. Landschützer, N. Lefèvre, S. Lienert, Z. Liu, D. Lombardozzi, N. Metz, D. R. Munro, J. E. M. S. Nabel, S. Nakaoka, C. Neill, A. Olsen, T. Ono, P. Patra, A. Peregon, W. Peters, P. Peylin, B. Pfeil, D. Pierrot, B. Poulter, G. Rehder, L. Resplandy, E. Robertson, M. Rocher, C. Rödenbeck, U. Schuster, J. Schwinger, R. Séférian, I. Skjelvan, T. Steinhoff, A. Sutton, P. P. Tans, H. Tian, B. Tilbrook, F. N. Tubiello, I. T. van der Laan-Luijkx, G. R. van der Werf, N. Viovy, A. P. Walker, A. J. Wiltshire, R. Wright, S. Zaehle and B. Zheng, *Earth Syst. Sci. Data*, 2018, **10**, 2141–2194.
- 8 Electricity – Global Energy & CO<sub>2</sub> Status Report 2019 – Analysis - IEA, <https://www.iea.org/reports/global-energy-co2-status-report-2019/electricity>.
- 9 [https://iea.blob.core.windows.net/assets/181b48b4-323f-454d-96fb-0bb1889d96a9/CCUS\\_in\\_clean\\_energy\\_transitions.pdf](https://iea.blob.core.windows.net/assets/181b48b4-323f-454d-96fb-0bb1889d96a9/CCUS_in_clean_energy_transitions.pdf).
- 10 S. Dabral and T. Schaub, *Adv. Synth. Catal.*, 2019, **361**, 223–246.
- 11 M. D. Burkart, N. Hazari, C. L. Tway and E. L. Zeitler, *ACS Catal.*, 2019, **9**, 7937–7956.
- 12 H.-Q. Liang, T. Beweries, R. Francke and M. Beller, *Angew. Chem., Int. Ed.*, 2022, **61**, e202200723.
- 13 Y. R. Luo, Bond dissociation energies, in *CRC Handbook of Chemistry and Physics*, CRC Press, 90th edn, 2010.
- 14 D. R. Lide, Bond lengths and angles in gas-phase molecules, in *CRC Handbook of Chemistry and Physics*, CRC Press, 84th edn, 2004.
- 15 J. Klankermayer, S. Wesselbaum, K. Beydoun and W. Leitner, *Angew. Chem., Int. Ed.*, 2016, **55**, 7296–7343.
- 16 C. Das, J. Grover, Tannu, A. Das, D. Maiti, A. Dutta and G. K. Lahiri, *Dalton Trans.*, 2022, **51**, 8160–8168.
- 17 W. H. Wang, Y. Himeda, J. T. Muckerman, G. F. Manbeck and E. Fujita, *Chem. Rev.*, 2015, **115**, 12936–12973.
- 18 S. Kar, A. Goeppert and G. K. S. Prakash, *Acc. Chem. Res.*, 2019, **52**, 2892–2903.
- 19 G. A. Olah, *Angew. Chem., Int. Ed.*, 2005, **44**, 2636–2639.
- 20 G. A. Olah, G. K. S. Prakash and A. Goeppert, *J. Am. Chem. Soc.*, 2011, **133**, 12881–12898.
- 21 Y. N. Li, R. Ma, L. N. He and Z. F. Diao, *Catal. Sci. Technol.*, 2014, **4**, 1498–1512.
- 22 S. T. Bai, G. De Smet, Y. Liao, R. Sun, C. Zhou, M. Beller, B. U. W. Maes and B. F. Sels, *Chem. Soc. Rev.*, 2021, **50**, 4259–4298.
- 23 M. Cokoja, C. Bruckmeier, B. Rieger, W. A. Herrmann and F. E. Kühn, *Angew. Chem., Int. Ed.*, 2011, **50**, 8510–8537.
- 24 A. Paparo and J. Okuda, *Coord. Chem. Rev.*, 2017, **334**, 136–149.
- 25 H. Li, J. Zhao, L. Luo, J. Du and J. Zeng, *Acc. Chem. Res.*, 2021, **54**, 1454–1464.
- 26 M. R. Elsby and R. T. Baker, *Chem. Soc. Rev.*, 2020, **49**, 8933–8987.
- 27 R. Noyori and T. Ohkuma, *Angew. Chem., Int. Ed.*, 2001, **40**, 40–73.
- 28 R. H. Crabtree, *The Organometallic Chemistry of the Transition Metals*, 2005.
- 29 B. Chatterjee, W. C. Chang, S. Jena and C. Werlé, *ACS Catal.*, 2020, **10**, 14024–14055.
- 30 J. Takaya, *Chem. Sci.*, 2021, **12**, 1964–1981.
- 31 M. T. Whited, *Dalton Trans.*, 2021, **50**, 16443–16450.
- 32 N. Hazari and J. E. Heimann, *Inorg. Chem.*, 2017, **56**, 13655–13678.
- 33 Q. Chen, C. Shen, G. Zhu, X. Zhang, C.-L. Lv, B. Zeng, S. Wang, J. Li, W. Fan and L. He, *ACS Catal.*, 2021, **11**, 9390–9396.
- 34 F. Schneck, J. Ahrens, M. Finger, A. C. Stückl, C. Würtele, D. Schwarzer and S. Schneider, *Nat. Commun.*, 2018, **9**, 1161.



- 35 P. Amara, J.-M. Mouesca, A. Volbeda and J. C. Fontecilla-Camps, *Inorg. Chem.*, 2011, **50**, 1868–1878.
- 36 E. Maatta, *Metal-Ligand Multiple Bonds*, 1989, vol. 8.
- 37 R. A. Manzano and R. D. Young, *Coord. Chem. Rev.*, 2021, **449**, 214215.
- 38 H. G. Raubenheimer, *Dalton Trans.*, 2014, **43**, 16959–16973.
- 39 S. Dey, M. Rawat and T. K. Hollis, *Carbene-Based Pincer Ligands*, Elsevier Inc., 3rd edn, 2021.
- 40 M. T. Whited, *Beilstein J. Org. Chem.*, 2012, **8**, 1554–1563.
- 41 M. T. Whited and R. H. Grubbs, *J. Am. Chem. Soc.*, 2008, **130**, 5874–5875.
- 42 N. J. Brookes, A. Ariafard, R. Stranger and B. F. Yates, *J. Am. Chem. Soc.*, 2009, **131**, 5800–5808.
- 43 E. A. Lapierre, W. E. Piers and C. Gendy, *Organometallics*, 2018, **37**, 3394–3398.
- 44 E. A. LaPierre, W. E. Piers and C. Gendy, *Dalton Trans.*, 2018, **47**, 16789–16797.
- 45 D. J. Mindiola and G. L. Hillhouse, *J. Am. Chem. Soc.*, 2002, **124**, 9976–9977.
- 46 J. S. Price and D. J. H. Emslie, *Organometallics*, 2020, **39**, 4618–4628.
- 47 M. T. Whited, J. Zhang, S. Ma, B. D. Nguyen and D. E. Janzen, *Dalton Trans.*, 2017, **46**, 14757–14761.
- 48 M. T. Whited, J. Zhang, T. M. Donnell, V. H. Eng, P. O. Peterson, M. J. Trenerry, D. E. Janzen and B. L. H. Taylor, *Organometallics*, 2019, **38**, 4420–4432.
- 49 M. T. Whited, J. Zhang, A. M. Conley, S. Ma, D. E. Janzen and D. Kohen, *Angew. Chem., Int. Ed.*, 2021, **60**, 1615–1619.
- 50 For additional discussions on this ligand system see: *Metal/Organosilicon Complexes; Structure, Reactivity and Considerations for Catalysis*, ed. M. T. Whited. and B. L. H. Taylor, Comments *Inorg. Chem.*, 2020, vol. 40, pp. 217–276.
- 51 T. D. Lohrey, E. A. Cortes, J. I. Fostvedt, A. K. Oanta, A. Jain, R. G. Bergman and J. Arnold, *Inorg. Chem.*, 2020, **59**, 11096–11107.
- 52 D. S. Morris, C. Weetman, J. T. C. Wennmacher, M. Cokoja, M. Drees, F. E. Kühn and J. B. Love, *Catal. Sci. Technol.*, 2017, **7**, 2838–2845.
- 53 M. Y. Wang, N. Wang, X. F. Liu, C. Qiao and L. N. He, *Green Chem.*, 2018, **20**, 1564–1570.
- 54 I. Knopf, T. Ono, M. Temprado, D. Tofan and C. C. Cummins, *Chem. Sci.*, 2014, **5**, 1772–1776.
- 55 J. S. Silvia and C. C. Cummins, *Chem. Sci.*, 2011, **2**, 1474–1479.
- 56 J. S. Silvia and C. C. Cummins, *J. Am. Chem. Soc.*, 2010, **132**, 2169–2171.
- 57 D. S. Glueck, F. J. Hollander and R. G. Bergman, *J. Am. Chem. Soc.*, 1989, **111**, 2719–2721.
- 58 D. S. Glueck, J. Wu, F. J. Hollander and R. G. Bergman, *J. Am. Chem. Soc.*, 1991, **113**, 2041–2054.
- 59 M. Kinauer, M. Diefenbach, H. Bamberger, S. Demeshko, E. J. Reijerse, C. Volkmann, C. Würtele, J. Van Slageren, B. De Bruin, M. C. Holthausen and S. Schneider, *Chem. Sci.*, 2018, **9**, 4325–4332.
- 60 D. J. Mindiola, R. Waterman, V. M. Iluc, T. R. Cundari and G. L. Hillhouse, *Inorg. Chem.*, 2014, **53**, 13227–13238.
- 61 S. J. Goodner, A. Grünwald, F. W. Heinemann and D. Munz, *Aust. J. Chem.*, 2019, **72**, 900–903.
- 62 E. N. Lapsheva, T. Cheisson, C. Álvarez Lamsfus, P. J. Carroll, M. R. Gau, L. Maron and E. J. Schelter, *Chem. Commun.*, 2020, **56**, 4781–4784.
- 63 S. Chakraborty, O. Blacque and H. Berke, *Dalton Trans.*, 2015, **44**, 6560–6570.
- 64 T. J. Schmeier, G. E. Dobereiner, R. H. Crabtree and N. Hazari, *J. Am. Chem. Soc.*, 2011, **133**, 9274–9277.
- 65 C. L. Boyd, E. Clot, A. E. Guiducci and P. Mountford, *Organometallics*, 2005, **24**, 2347–2367.
- 66 A. E. Guiducci, A. R. Cowley, M. E. G. Skinner and P. Mountford, *J. Chem. Soc., Dalton Trans.*, 2001, 1392–1394.
- 67 P. A. Zhizhko, N. S. Bushkov, A. V. Pichugov and D. N. Zarubin, *Coord. Chem. Rev.*, 2021, **448**, 214112.
- 68 J. I. Fostvedt, L. N. Grant, B. M. Kriegl, A. H. Obenhuber, T. D. Lohrey, R. G. Bergman and J. Arnold, *Chem. Sci.*, 2020, **11**, 11613–11632.
- 69 H. Hoberg, D. Schaefer, G. Burkhart, C. Krüger and M. J. Romão, *J. Organomet. Chem.*, 1984, **266**, 203–224.
- 70 Y. Inoue, Y. Itoh and H. Hashimoto, *Chem. Lett.*, 1977, **6**, 855–856.
- 71 G. Burkhart and H. Hoberg, *Angew. Chem., Int. Ed. Engl.*, 1982, **21**, 76.
- 72 H. Hoberg, K. Jenni, K. Angermund and C. Krüger, *Angew. Chem., Int. Ed. Engl.*, 1987, **26**, 153–155.
- 73 H. Hoberg and D. Schaefer, *J. Organomet. Chem.*, 1982, **236**, C28–C30.
- 74 S. M. Rummelt, H. Zhong, I. Korobkov and P. J. Chirik, *J. Am. Chem. Soc.*, 2018, **140**, 11589–11593.
- 75 T. T. Adamson, S. P. Kelley and W. H. Bernskoetter, *Organometallics*, 2020, **39**, 3562–3571.
- 76 P. M. Jurd, H. L. Li, M. Bhadbhade, J. D. Watson and L. D. Field, *J. Organomet. Chem.*, 2022, **961**, 122252.
- 77 P. M. Jurd, H. L. Li, M. Bhadbhade, S. J. Dalgarno, R. D. McIntosh and L. D. Field, *Organometallics*, 2020, **39**, 1580–1589.
- 78 S. A. Cohen and J. E. Bercaw, *Organometallics*, 1985, **4**, 1006–1014.
- 79 I. S. Kolomnikov, T. S. Loveeva, V. V. Gorbachevskaya, G. G. Aleksandrov, Y. T. Struckhov and M. E. Vol'pin, *J. Chem. Soc. D*, 1971, 972–973.
- 80 K. Miqueu, S. Labat, E. Daiann Sosa Carrizo and J.-M. Sotiropoulos, *Eur. J. Inorg. Chem.*, 2018, **2018**, 2717–2729.
- 81 R. T. Cooper, F. M. Chadwick, A. E. Ashley and D. O'Hare, *Chem. Commun.*, 2015, **51**, 11856–11859.
- 82 B. Hessen, A. Meetsma, F. Van Bolhuis, J. H. Teuben, G. Helgesson and S. Jagner, *Organometallics*, 1990, **9**, 1925–1936.
- 83 Y. Li, Z. Liu, R. Cheng and B. Liu, *ChemCatChem*, 2018, **10**, 1420–1430.



- 84 K. Nagayama, F. Kawataka, M. Sakamoto, I. Shimizu and A. Yamamoto, *Bull. Chem. Soc. Jpn.*, 1999, **72**, 573–580.
- 85 S. C. E. Stieber, N. Huguet, T. Kageyama, I. Jevtovikj, P. Ariyananda, A. Gordillo, S. A. Schunk, F. Rominger, P. Hofmann and M. Limbach, *Chem. Commun.*, 2015, **51**, 10907–10909.
- 86 H. G. Alt and C. E. Denner, *J. Organomet. Chem.*, 1990, **390**, 53–60.
- 87 M. Aresta and E. Quaranta, *J. Organomet. Chem.*, 1993, **463**, 215–221.
- 88 A. Galindo, A. Pastor, P. J. Perez and E. Carmona, *Organometallics*, 1993, **12**, 4443–4451.
- 89 C. Collazo, M. del Mar Conejo, A. Pastor and A. Galindo, *Inorg. Chim. Acta*, 1998, **272**, 125–130.
- 90 M. Álvarez, A. Galindo, P. J. Pérez and E. Carmona, *Chem. Sci.*, 2019, **10**, 8541–8546.
- 91 T. Ito, K. Takahashi and N. Iwasawa, *Organometallics*, 2019, **38**, 205–209.
- 92 K. Takahashi, Y. Hirataka, T. Ito and N. Iwasawa, *Organometallics*, 2020, **39**, 1561–1572.
- 93 D. García-López, L. Pavlovic and K. H. Hopmann, *Organometallics*, 2020, **39**, 1339–1347.
- 94 M. Obst, L. Pavlovic and K. H. Hopmann, *J. Organomet. Chem.*, 2018, **864**, 115–127.
- 95 M. J. Sgro, F. Dahcheh and D. W. Stephan, *Organometallics*, 2014, **33**, 578–586.
- 96 M. J. Sgro and D. W. Stephan, *Chem. Commun.*, 2013, **49**, 2610–2612.
- 97 J. Ruiz, M. Vivanco, C. Floriani, A. Chiesi-Villa and C. Rizzoli, *Organometallics*, 1993, **12**, 1811–1822.
- 98 U. Bayer, D. Werner, C. Maichle-Mössmer and R. Anwender, *Angew. Chem., Int. Ed.*, 2020, **59**, 5830–5836.
- 99 U. Bayer, Y. Liang and R. Anwender, *Inorg. Chem.*, 2020, **59**, 14605–14614.
- 100 K. R. Schwartz and K. R. Mann, *Inorg. Chem.*, 2011, **50**, 12477–12485.
- 101 M. C. Johnson, D. Rogers, W. Kaminsky and B. M. Cossairt, *Inorg. Chem.*, 2021, **60**, 5996–6003.
- 102 Y. Zhang, A. D. MacIntosh, J. L. Wong, E. A. Bielinski, P. G. Williard, B. Q. Mercado, N. Hazari and W. H. Bernskoetter, *Chem. Sci.*, 2015, **6**, 4291–4299.
- 103 A. Behr, U. Kanne and G. Thelen, *J. Organomet. Chem.*, 1984, **269**, c1–c3.
- 104 G. E. Dobereiner, J. Wu, M. G. Manas, N. D. Schley, M. K. Takase, R. H. Crabtree, N. Hazari, F. Maseras and A. Nova, *Inorg. Chem.*, 2012, **51**, 9683–9693.
- 105 P. Vadivelu and C. H. Suresh, *Inorg. Chem.*, 2015, **54**, 502–512.
- 106 J. F. Hartwig, R. G. Bergman and R. A. Andersen, *J. Am. Chem. Soc.*, 1991, **113**, 6499–6508.
- 107 P. Vadivelu and C. H. Suresh, *Dalton Trans.*, 2015, **44**, 16847–16853.
- 108 S. Yamaguchi, T. Takahashi, A. Wada, Y. Funahashi, T. Ozawa, K. Jitsukawa and H. Masuda, *Chem. Lett.*, 2007, **36**, 842–843.
- 109 R. Johansson and O. F. Wendt, *Dalton Trans.*, 2007, 488–492.
- 110 J. Wu, J. C. Green, N. Hazari, D. P. Hruszkewycz, C. D. Incarvito and T. J. Schmeier, *Organometallics*, 2010, **29**, 6369–6376.
- 111 D. P. Hruszkewycz, J. Wu, J. C. Green, N. Hazari and T. J. Schmeier, *Organometallics*, 2012, **31**, 470–485.
- 112 D. Gelman and R. Romm, *Top. Organomet. Chem.*, 2013, **40**, 289–318.
- 113 L. Piccirilli, D. L. J. Pinheiro and M. Nielsen, *Catalysts*, 2020, **10**, 773.
- 114 H. Li, T. P. Gonçalves, D. Lupp and K. W. Huang, *ACS Catal.*, 2019, **9**, 1619–1629.
- 115 D. Morales-Morales, *Pincer compounds: Chemistry and Applications*, 2018.
- 116 C. Gunanathan and D. Milstein, *Organomet. Chem.*, 2011, 55–84.
- 117 C. Gunanathan and D. Milstein, *Chem. Rev.*, 2014, **114**, 12024–12087.
- 118 P. Hu, Y. Diskin-Posner, Y. Ben-David and D. Milstein, *ACS Catal.*, 2014, **4**, 2649–2652.
- 119 M. Montag, J. Zhang and D. Milstein, *J. Am. Chem. Soc.*, 2012, **134**, 10325–10328.
- 120 J. O. Bauer, G. Leituss, Y. Ben-David and D. Milstein, *ACS Catal.*, 2016, **6**, 8415–8419, DOI: [10.1021/acscatal.6b02946](https://doi.org/10.1021/acscatal.6b02946).
- 121 A. Nerush, M. Vogt, U. Gellrich, G. Leituss, Y. Ben-David and D. Milstein, *J. Am. Chem. Soc.*, 2016, **138**, 6985–6997.
- 122 M. Vogt, A. Nerush, M. A. Iron, G. Leituss, Y. Diskin-Posner, L. J. W. Shimon, Y. Ben-David and D. Milstein, *J. Am. Chem. Soc.*, 2013, **135**, 17004–17018.
- 123 A. Anaby, B. Butschke, Y. Ben-David, L. J. W. Shimon, G. Leituss, M. Feller and D. Milstein, *Organometallics*, 2014, **33**, 3716–3726.
- 124 E. Ben-Ari, G. Leituss, L. J. W. Shimon and D. Milstein, *J. Am. Chem. Soc.*, 2006, **128**, 15390–15391.
- 125 M. Feller, E. Ben-Ari, Y. Diskin-Posner, R. Carmieli, L. Weiner and D. Milstein, *J. Am. Chem. Soc.*, 2015, **137**, 4634–4637.
- 126 L. Schwartzburd, M. A. Iron, L. Konstantinovski, Y. Diskin-Posner, G. Leituss, L. J. W. Shimon and D. Milstein, *Organometallics*, 2010, **29**, 3817–3827.
- 127 R. Langer, I. Fuchs, M. Vogt, E. Balaraman, Y. Diskin-Posner, L. J. W. Shimon, Y. Ben-David and D. Milstein, *Chem. – Eur. J.*, 2013, **19**, 3407–3414.
- 128 M. Vogt, M. Gargir, M. A. Iron, Y. Diskin-Posner, Y. Ben-David and D. Milstein, *Chem. – Eur. J.*, 2012, **18**, 9194–9197.
- 129 J. Zhang, G. Leituss, Y. Ben-David and D. Milstein, *J. Am. Chem. Soc.*, 2005, **127**, 10840–10841.
- 130 A. Anaby, M. Feller, Y. Ben-David, G. Leituss, Y. Diskin-Posner, L. J. W. Shimon and D. Milstein, *J. Am. Chem. Soc.*, 2016, **138**, 9941–9950.
- 131 M. Feller, E. Ben-Ari, Y. Diskin-Posner and D. Milstein, *J. Coord. Chem.*, 2018, **71**, 1679–1689.
- 132 M. Vogt, A. Nerush, Y. Diskin-Posner, Y. Ben-David and D. Milstein, *Chem. Sci.*, 2014, **5**, 2043–2051.





- 133 R. Langer, G. Leitus, Y. Ben-David and D. Milstein, *Angew. Chem., Int. Ed.*, 2011, **50**, 2120–2124.
- 134 T. Zell and D. Milstein, *Acc. Chem. Res.*, 2015, **48**, 1979–1994.
- 135 A. Mukherjee and D. Milstein, *ACS Catal.*, 2018, **8**, 11435–11469.
- 136 M. Vogt, O. Rivada-Wheelaghan, M. A. Iron, G. Leitus, Y. Diskin-Posner, L. J. W. Shimon, Y. Ben-David and D. Milstein, *Organometallics*, 2013, **32**, 300–308.
- 137 N. A. Espinosa-Jalapa, A. Nerush, L. J. W. Shimon, G. Leitus, L. Avram, Y. Ben-David and D. Milstein, *Chem. – Eur. J.*, 2017, **23**, 5934–5938.
- 138 E. Fogler, M. A. Iron, J. Zhang, Y. Ben-David, Y. Diskin-Posner, G. Leitus, L. J. W. Shimon and D. Milstein, *Inorg. Chem.*, 2013, **52**, 11469–11479.
- 139 X. Yang and M. B. Hall, *J. Am. Chem. Soc.*, 2010, **132**, 120–130.
- 140 C. A. Huff, J. W. Kampf and M. S. Sanford, *Organometallics*, 2012, **31**, 4643–4645.
- 141 O. Rivada-Wheelaghan, A. Dauth, G. Leitus, Y. Diskin-Posner and D. Milstein, *Inorg. Chem.*, 2015, **54**, 4526–4538.
- 142 R. Stichauer, A. Helmers, J. Bremer, M. Rohdenburg, A. Wark, E. Lork and M. Vogt, *Organometallics*, 2017, **36**, 839–848.
- 143 A. Kumar, P. Daw, N. A. Espinosa-Jalapa, G. Leitus, L. J. W. Shimon, Y. Ben-David and D. Milstein, *Dalton Trans.*, 2019, **48**, 14580–14584.
- 144 A. J. Kosanovich, C. H. Komatsu, N. Bhuvanesh, L. M. Pérez and O. V. Ozerov, *Chem. – Eur. J.*, 2018, **24**, 13754–13757.
- 145 D. Oren, Y. Diskin-Posner, L. Avram, M. Feller and D. Milstein, *Organometallics*, 2018, **37**, 2217–2221.
- 146 M. Feller, U. Gellrich, A. Anaby, Y. Diskin-Posner and D. Milstein, *J. Am. Chem. Soc.*, 2016, **138**, 6445–6454.
- 147 I. Ortega-Lepe, A. Rossin, P. Sánchez, L. L. Santos, N. Rendón, E. Álvarez, J. López-Serrano and A. Suárez, *Inorg. Chem.*, 2021, **60**, 18490–18502.
- 148 Y. Sun, C. Koehler, R. Tan, V. T. Annibale and D. Song, *Chem. Commun.*, 2011, **47**, 8349–8351.
- 149 P. Hermosilla, P. García-Orduña, F. J. Lahoz, V. Polo and M. A. Casado, *Organometallics*, 2021, **40**, 3720–3732.
- 150 G. A. Filonenko, D. Smykowski, B. M. Szyja, G. Li, J. Szczygieł, E. J. M. Hensen and E. A. Pidko, *ACS Catal.*, 2015, **5**, 1145–1154.
- 151 P. Hermosilla, P. García-Orduña, P. J. Sanz Miguel, V. Polo and M. A. Casado, *Inorg. Chem.*, 2022, **61**, 7120–7129.
- 152 S. Sinhababu, Y. Lakliang and N. P. Mankad, *Dalton Trans.*, 2022, **51**, 6129–6147.
- 153 J. Campos, *Nat. Rev. Chem.*, 2020, **4**, 696–702.
- 154 N. P. Mankad, *Chem. – Eur. J.*, 2016, **22**, 5822–5829.
- 155 R. J. Somerville and J. Campos, *Eur. J. Inorg. Chem.*, 2021, **2021**, 3488–3498.
- 156 M. Navarro and J. Campos, *Bimetallic frustrated Lewis pairs*, Elsevier Inc., 1st edn, 2021, vol. 75.
- 157 D. W. Stephan, *J. Am. Chem. Soc.*, 2021, **143**, 20002–20014.
- 158 K. L. Mears, C. R. Stennett, E. K. Taskinen, C. E. Knapp, C. J. Carmalt, H. M. Tuononen and P. P. Power, *J. Am. Chem. Soc.*, 2020, **142**, 19874–19878.
- 159 For an example see: C. M. Thomas, *Comments Inorg. Chem.*, 2011, **32**, 14–38.
- 160 R. M. Charles and T. P. Brewster, *Coord. Chem. Rev.*, 2021, **433**, 213765.
- 161 C. Yoo and Y. Lee, *Chem. Sci.*, 2017, **8**, 600–605.
- 162 M. Weller, T. Overton, J. Rourke and F. Armstrong, *Inorganic Chemistry, 7th Edition*, 2018, Oxford University Press, ISBN: 9780198768128.
- 163 J. R. Prat, C. A. Gaggioli, R. C. Cammarota, E. Bill, L. Gagliardi and C. C. Lu, *Inorg. Chem.*, 2020, **59**, 14251–14262.
- 164 B. J. Cook, A. V. Polezhaev, C. H. Chen, M. Pink and K. G. Caulton, *Inorg. Chim. Acta*, 2018, **483**, 510–515.
- 165 T. A. Hanna, A. M. Baranger and R. G. Bergman, *J. Am. Chem. Soc.*, 1995, **117**, 11363–11364.
- 166 J. R. Pinkes, B. D. Steffey, J. C. Vites and A. R. Cutler, *Organometallics*, 1994, **13**, 21–23.
- 167 H. Memmler, U. Kauper, L. H. Gade, I. J. Scowen and M. McPartlin, *Chem. Commun.*, 1996, 1751–1752.
- 168 S. Bagherzadeh and N. P. Mankad, *J. Am. Chem. Soc.*, 2015, **137**, 10898–10901.
- 169 R. J. Witzke and T. D. Tilley, *Organometallics*, 2022, **41**, 1565–1571.
- 170 C. H. Lee, D. S. Laitar, P. Mueller and J. P. Sadighi, *J. Am. Chem. Soc.*, 2007, **129**, 13802–13803.
- 171 J. Takaya and N. Iwasawa, *J. Am. Chem. Soc.*, 2017, **139**, 6074–6077.
- 172 K. M. Paskaruk, B. E. Cowie and D. J. H. Emslie, *Coordination Chemistry of Lewis Acidic Ligands*, in *Comprehensive Coordination Chemistry III*, ed. E. C. Constable, G. Parkin and L. Que Jr., vol. 1, Elsevier, 2021; pp 717–805.
- 173 R. C. Cammarota, M. V. Vollmer, J. Xie, J. Ye, J. C. Linehan, S. A. Burgess, A. M. Appel, L. Gagliardi and C. C. Lu, *J. Am. Chem. Soc.*, 2017, **139**, 14244–14250.
- 174 J. Ye, R. C. Cammarota, J. Xie, M. V. Vollmer, D. G. Truhlar, C. J. Cramer, C. C. Lu and L. Gagliardi, *ACS Catal.*, 2018, **8**, 4955–4968.
- 175 M. V. Vollmer, J. Ye, J. C. Linehan, B. J. Graziano, A. Preston, E. S. Wiedner and C. C. Lu, *ACS Catal.*, 2020, **10**, 2459–2470.
- 176 M. V. Vollmer, R. C. Cammarota and C. C. Lu, *Eur. J. Inorg. Chem.*, 2019, **2019**, 2140–2145.
- 177 M. Devillard, R. Declercq, E. Nicolas, A. W. Ehlers, J. Backs, N. Saffon-Merceron, G. Bouhadir, J. C. Slootweg, W. Uhl and D. Bourissou, *J. Am. Chem. Soc.*, 2016, **138**, 4917–4926.
- 178 J. Hicks, A. Mansikkamäki, P. Vasko, J. M. Goicoechea and S. Aldridge, *Nat. Chem.*, 2019, **11**, 237–241.
- 179 C. McManus, J. Hicks, X. Cui, L. Zhao, G. Frenking, J. M. Goicoechea and S. Aldridge, *Chem. Sci.*, 2021, **12**, 13458–13468.



- 180 D. Sorbelli, L. Belpassi and P. Belanzoni, *J. Am. Chem. Soc.*, 2021, **143**, 14433–14437.
- 181 H. Y. Liu, R. J. Schwamm, M. S. Hill, M. F. Mahon, C. L. McMullin and N. A. Rajabi, *Angew. Chem., Int. Ed.*, 2021, **60**, 14390–14393.
- 182 L. Escomel, I. Del Rosal, L. Maron, E. Jeanneau, L. Veyre, C. Thieuleux and C. Camp, *J. Am. Chem. Soc.*, 2021, **143**, 4844–4856.
- 183 S. Sinhababu, M. R. Radzhabov, J. Telser and N. P. Mankad, *J. Am. Chem. Soc.*, 2022, **144**, 3210–3221.
- 184 Z. Lian, D. U. Nielsen, A. T. Lindhardt, K. Daasbjerg and T. Skrydstrup, *Nat. Commun.*, 2016, **9**, 1–7.
- 185 Y.-J. Cheong, K. Sung, S. Park, J. Jung and H.-Y. Jang, *ACS Sustainable Chem. Eng.*, 2020, **8**, 6972–6978.
- 186 J. R. Cabrero-Antonino, R. Adam, K. Junge and M. Beller, *Catal. Sci. Technol.*, 2016, **6**, 7956–7966.

