

## PAPER

View Article Online  
View Journal | View Issue



Cite this: *Environ. Sci.: Atmos.*, 2022, 2, 241

# Decomposition mechanism of $\alpha$ -alkoxyalkyl-hydroperoxides in the liquid phase: temperature dependent kinetics and theoretical calculations†

Mingxi Hu,<sup>a</sup> Kunpeng Chen,<sup>b</sup> Juntong Qiu,<sup>a</sup> Ying-Hsuan Lin,<sup>b</sup> Kenichi Tonokura<sup>a</sup> and Shinichi Enami<sup>a,c</sup>

Organic hydroperoxides (ROOHs) play key roles in the atmosphere as a reactive intermediate species. Due to the low volatility and high hydrophilicity, ROOHs are expected to reside in atmospheric condensed phases such as aerosols, fogs, and cloud droplets. The decomposition mechanisms of ROOHs in the liquid phase are, however, still poorly understood. Here we report a temperature-dependent kinetics and theoretical calculation study of the aqueous-phase decompositions of  $C_{12}$  or  $C_{13}$   $\alpha$ -alkoxyalkyl-hydroperoxides ( $\alpha$ -AHs) derived from ozonolysis of  $\alpha$ -terpineol in the presence of 1-propanol, 2-propanol, and ethanol. We found that the temporal profiles of  $\alpha$ -AH signals, detected as chloride-adducts by negative ion electrospray mass spectrometry, showed single-exponential decay, and the derived first-order rate coefficient  $k$  for  $\alpha$ -AH decomposition increased as temperature increased, e.g.,  $k(288\text{ K}) = (5.3 \pm 0.2) \times 10^{-4}\text{ s}^{-1}$ ,  $k(298\text{ K}) = (1.2 \pm 0.3) \times 10^{-3}\text{ s}^{-1}$ ,  $k(308\text{ K}) = (2.1 \pm 1.4) \times 10^{-3}\text{ s}^{-1}$  for  $C_{13}$   $\alpha$ -AHs derived from the reaction of  $\alpha$ -terpineol Criegee intermediates with 1-propanol in the solution at pH 4.5. Arrhenius plot analysis yielded an activation energy ( $E_a$ ) of  $12.3 \pm 0.6\text{ kcal mol}^{-1}$ .  $E_a$  of  $18.7 \pm 0.3$  and  $13.8 \pm 0.9\text{ kcal mol}^{-1}$  were also obtained for the decomposition of  $\alpha$ -AHs (at pH 4.5) derived from the reaction of  $\alpha$ -terpineol Criegee intermediates with 2-propanol and with ethanol, respectively. Based on the theoretical kinetic and thermodynamic calculations, we propose that a proton-catalyzed mechanism plays a central role in the decomposition of these  $\alpha$ -AHs in acidic aqueous organic media, while water molecules may also participate in the decomposition pathways and affect the kinetics. The decomposition of  $\alpha$ -AHs could act as a source of  $H_2O_2$  and multifunctionalized species in atmospheric condensed phases.

Received 27th September 2021  
Accepted 17th January 2022

DOI: 10.1039/d1ea00076d

rsc.li/esatmospheres

## Environmental significance

The decomposition of organic hydroperoxides (ROOHs) contributes to the formation of  $H_2O_2$  and multifunctionalized species in atmospheric condensed phases, which play central roles in modulating many atmospheric processes. Our results show that the stability of  $\alpha$ -alkoxyalkyl-hydroperoxides ( $\alpha$ -AHs) derived from ozonolysis of  $\alpha$ -terpineol in the presence of short-chain alcohols in aqueous organic media is markedly increased as the temperature is decreased, implying that the lifetimes of  $\alpha$ -AHs in aerosols are affected by local temperatures under different environmental conditions such as altitude, day/night, season, and weather. The derived  $E_a$  values for the decomposition of the  $\alpha$ -AHs could be incorporated in atmospheric modeling.

## Introduction

Among a variety of reactive oxygen species, organic hydroperoxides (ROOHs) possessing single or multiple  $-OOH$  moieties (e.g., highly oxygenated organic molecules, HOM) are

a ubiquitous intermediate species formed by the oxidation of volatile organic compounds (VOCs).<sup>1–5</sup> ROOHs are largely formed *via* two major atmospheric processes, that is, oxidations of VOCs initiated by OH-radical ( $RO_2$  chemistry) and ozone (Criegee chemistry). The former process involves the reaction  $RO_2 + HO_2 \rightarrow ROOH + O_2$  (ref. 6) and intramolecular autoxidation of  $RO_2$  leading to the formation of HOM,<sup>7</sup> that contain multiple  $-OOH$  groups. The latter process involves reactive carbonyl oxide zwitterions/biradicals, known as Criegee intermediates (CIs),<sup>8</sup> generated by ozonolysis of unsaturated VOCs possessing  $C=C$  bond(s) such as biogenic terpenes. CIs can rapidly react with OH-containing species such as water, alcohols and carboxylic acids to form ROOHs in the gas-phase or

<sup>a</sup>Graduate School of Frontier Sciences, The University of Tokyo, 5-1-5 Kashiwanoha, Kashiwa 277-8563, Japan

<sup>b</sup>Department of Environmental Sciences, University of California, Riverside, California 92521, USA

<sup>c</sup>National Institute for Environmental Studies, 16-2 Onogawa, Tsukuba 305-8506, Japan. E-mail: enami.shinichi@nies.go.jp; Tel: +81-29-850-2770

† Electronic supplementary information (ESI) available: Additional experimental data. See DOI: 10.1039/d1ea00076d



liquid-phase and at the air–liquid interface.<sup>8–10</sup> The reactions of CIs with ammonia, amine, HCl, H<sub>2</sub>S also produce ROOHs.<sup>8</sup> Among the reaction partners of CIs, water (H<sub>2</sub>O)<sub>*n*≥1</sub> is expected to be the most important reactant because of its predominant abundance in both the gas-phase and the condensed phases. At relative humidity (RH) = 50%, for example, the concentration of gaseous water dimer (H<sub>2</sub>O)<sub>2</sub> reaches  $3.0 \times 10^{14}$  molecule per cm<sup>3</sup> and it could be a dominant reactant for CH<sub>2</sub>OO (the smallest CI), which converts to hydroxymethyl hydroperoxide within 0.5 ms.<sup>11</sup> The hydration of CIs produces  $\alpha$ -hydroxyalkyl-hydroperoxides ( $\alpha$ -HHs) possessing –OOH and –OH moieties.

Because of the low volatilities and high hydrophilicities, these ROOHs are expected to be taken up into atmospheric condensed phases. We have found that the  $\alpha$ -HHs in aqueous phase generated by ozonolysis of terpenes decompose into functionalized geminal diols and the decompositions occur with lifetimes ( $\tau_{1/e}$ ) that depend on the water content, the pH, and the temperature of the medium as well as the chemical structure of the  $\alpha$ -HH.<sup>1,12–15</sup> Recently, we investigated the fates of  $\alpha$ -alkoxyalkyl-hydroperoxides ( $\alpha$ -AHs), an important ROOH derived from the reaction of CIs with alcohols, in the liquid phase.<sup>16</sup>  $\alpha$ -AHs possess –OOH and –OR' groups attached to the same carbon-atom. Given that atmospheric mixing ratios of short-chain alcohols exceed a few parts per billion by volume (ppbv) at forest sites,<sup>12,15,16</sup> CIs could be partly converted by alcohols into  $\alpha$ -AHs under specific conditions (*e.g.*, at low relative humidity). In addition to the direct source, alcohols are formed during the oxidation of VOCs, such as incorporation of OH into C=C double bonds.<sup>17,18</sup>  $\alpha$ -AHs can be formed by ozonolysis of VOCs with alcohols not only in the gas-phase but also at the air–water interface.<sup>19,20</sup> Interestingly,  $\beta$ -caryophyllene/ $\alpha$ -humulene CIs can react with saccharides, a major component of biomass burning particles, to form  $\alpha$ -AHs at the air–water interface.<sup>19</sup> Previously, we successfully detected C<sub>11</sub>–C<sub>13</sub>  $\alpha$ -AHs, as their chloride-adducts by on-line electrospray mass spectrometry, generated from ozonolysis of C<sub>10</sub> monoterpene-alcohol  $\alpha$ -terpineol ( $\alpha$ -Tp) in solutions with the presence of C<sub>1</sub>–C<sub>3</sub> alcohols.  $\alpha$ -Tp is a representative monoterpene alcohol that is emitted from plants and household products.<sup>21,22</sup> Among terpenes, we selected  $\alpha$ -Tp because of its high solubility in neat water ( $\sim 10^3$  times more soluble than  $\alpha$ -pinene) and its structural similarity to other monoterpenes such as  $\alpha$ -pinene and  $\alpha$ -limonene.<sup>23</sup> We found the decay rate of C<sub>13</sub>  $\alpha$ -AHs derived from the  $\alpha$ -Tp CIs + 1-propanol reaction increased as pH decreased from pH 5.9 to 3.8, implying an acid-catalyzed decomposition mechanism.<sup>16</sup> A primary decomposition product of  $\alpha$ -AHs in an acidic aqueous solution was found to be a hemiacetal, that possesses an –OH and an –OR' attached to the same carbon-atom. However, the decomposition mechanisms of  $\alpha$ -AHs in the liquid phase are not fully understood yet.

Here, we extend our research by performing new experiments of  $\alpha$ -AH decomposition in aqueous organic solutions at different temperatures, in addition to theoretical calculations for elucidation of the decomposition mechanism for details. We measured temporal profiles of  $\alpha$ -AHs in solutions at *T* = 288–308 K derived from ozonolysis of  $\alpha$ -Tp in the presence of C<sub>3</sub> 1-propanol, 2-propanol or C<sub>2</sub> ethanol (Fig. 1). Direct monitoring

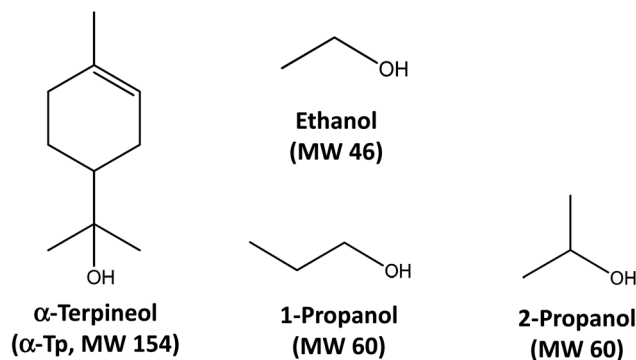


Fig. 1 Chemical structures and molecular weights (MWs) of  $\alpha$ -terpineol, ethanol, 1-propanol, and 2-propanol.

of the temporal profiles of  $\alpha$ -AHs enabled us to derive rate coefficients (*k*) at *T* = 288–308 K and activation energies (*E<sub>a</sub>*) of  $\alpha$ -AHs decomposition in the liquid phase for the first time, that will be useful for atmospheric modeling and interpretation of results obtained from field measurements.

Theoretical calculations of Gibbs free energy profiles and reaction rate coefficients were also performed to evaluate the role of proton (H<sup>+</sup>)-catalyzed and water-catalyzed decomposition mechanisms by taking  $\alpha$ -AHs in 1-propanol:water and 2-propanol:water solutions as the model compounds. Results of the theoretical calculations may further shed light on the general decomposition mechanism for ROOHs in atmospheric condensed phases.

## Experimental section

Fig. S1† shows the schematic procedure for preparing  $\alpha$ -AHs in alcohol : water solutions. 2 mM  $\alpha$ -Tp and 0.4 mM NaCl were dissolved in 10 mL of neat alcohol in a glass vial (25 mL) in a Peltier-type circulating water bath (AS ONE corporation, CTB-1). Aqueous O<sub>3</sub> solutions were prepared by sparging 10 mL of water in a 25 mL vial (kept in the water bath in advance) for 7–30 s with O<sub>3</sub>(g) generated by means of a commercial ozonizer (KSQ-050, Kotohira, Japan) fed with ultra-high-purity O<sub>2</sub>(g) (>99.999%). The output gases from the ozonizer were carried to the vial by means of Teflon tubing (3 mm i.d.) at a flow rate of 1 L min<sup>−1</sup> (regulated by a digital mass-flow controller, Horiba STEC). The initial O<sub>3</sub> concentrations in the solutions, [O<sub>3</sub>(aq)]<sub>0</sub>, were  $0.06 \pm 0.01$  mM, determined with a UV–vis spectrometer (Agilent 8453) using the reported O<sub>3</sub> molar extinction coefficient at 258 nm ( $\epsilon_{258 \text{ nm}} = 3840 \text{ M}^{-1} \text{ cm}^{-1}$  in water<sup>24</sup>).

Ozonolysis reactions were initiated by mixing the  $\alpha$ -Tp + NaCl in an alcohol solution and the O<sub>3</sub> in an aqueous solution (10 mL each) in a 25 mL glass vial in the water bath. The temperature of the reactants and reaction mixtures were maintained within  $\pm 1.0$  K. Then, hydrochloric acid (HCl) was added to the mixtures for experiments at pH of 4.0 or 4.5. The pH values of the  $\alpha$ -Tp + NaCl + HCl solutions were measured with a calibrated pH meter (LAQUA F-74, Horiba) in separate experiments. The [ $\alpha$ -Tp]<sub>0</sub>/[O<sub>3</sub>(aq)]<sub>0</sub> ratio was kept constant at  $\approx 17$ , ensuring that O<sub>3</sub> is consumed exclusively by  $\alpha$ -Tp ([ $\alpha$ -Tp]<sub>0</sub>



$= 1 \text{ mM}$ ,  $k = 9.9 \times 10^6 \text{ M}^{-1} \text{ s}^{-1}$ ) within a lifetime  $\tau_{1/e}$  of  $\sim 0.1 \text{ ms}$ .<sup>25</sup> The reaction mixtures were immediately injected at  $100 \mu\text{L min}^{-1}$  via a glass syringe (5 mL, covered with aluminum foil) and a syringe pump (Pump 11 Elite, Harvard apparatus) into an electrospray mass spectrometer (ESMS, Agilent 6130 Quadrupole LC/MS Electrospray System housed at the National Institute for Environmental Studies, Tsukuba, Japan).

Adding sub-millimolar amounts of NaCl to the sample solutions enables us to detect  $\text{Cl}^-$  adducts of specific ROOHs, including  $\alpha$ -HHs and  $\alpha$ -AHs, and other chemical species by ESMS. We demonstrated that species possessing at least three functional groups, including a peroxide ( $-\text{OOH}/-\text{OOR}$ ), an alcohol ( $-\text{OH}$ ), or a ketone ( $-\text{RC}=\text{O}$ ) are MS-detectable as the  $\text{Cl}^-$  adducts.<sup>1,12,13,26</sup> The temporal profiles of the ion signals for  $(\alpha\text{-AHs} + \text{Cl})^-$  were recorded via ESMS with a digital stopwatch.

The mass spectrometer was operated under the following conditions: drying gas ( $\text{N}_2$ ) flow rate,  $12 \text{ L min}^{-1}$ ; drying gas temperature,  $340^\circ\text{C}$ ; inlet voltage,  $+3.5 \text{ kV}$  relative to ground; fragmentor voltage,  $60 \text{ V}$ . All solutions were prepared in ultra-pure water (resistivity  $\geq 18.2 \text{ M}\Omega \text{ cm}$  at  $298 \text{ K}$ ) from a Millipore Milli-Q water purification system.  $\alpha$ -Tp (95%, Tokyo Chemical Industry), ethanol (99.5%, Wako), 1-propanol (99.5%, Tokyo Chemical Industry), 2-propanol (99.5%, Tokyo Chemical Industry), HCl (37%, ACS reagent-grade, Sigma-Aldrich), and NaCl (99.999%, Sigma-Aldrich) were used as received.

## Theoretical calculations

Calculations for the Gibbs free energy barriers were performed with the Gaussian 16 program (revision C. 01).<sup>27</sup> The relaxed scan of the potential energy surface between reactants and products was carried out with a step size of  $0.5 \text{ Bohr}$  to identify possible transition states by using the M06-2X functional<sup>28</sup> and the 6-31G(d,p) basis set (*i.e.*, M06-2X/6-31G(d,p)).<sup>29</sup> Geometrical optimization and frequency analysis of reactants, transition states and products were computed with the same method. The Gibbs free energy ( $G$ ) and enthalpy ( $H$ ) were calculated by eqn (1) and (2).

$$G = E^{\text{SP}} + G^{\text{corr}} \quad (1)$$

$$H = E^{\text{SP}} + H^{\text{corr}} \quad (2)$$

$G^{\text{corr}}$  and  $H^{\text{corr}}$  are thermal corrections of Gibbs free energy and enthalpy, which were estimated by M06-2X/6-31G(d,p), while  $E^{\text{SP}}$  is the single-point energy refined by using the M06-2X functional implemented with Grimme's third-generation empirical dispersion correction (D3)<sup>30</sup> and the 6-311G(2d,p) basis set<sup>29</sup> (*i.e.*, M06-2X-D3/6-311G(2d,p)). The SMD implicit solvation model was employed to simulate the water environment in all of the calculations.<sup>31</sup> The temperatures for calculating the Gibbs free energy, enthalpy, and entropy for all the reactants, transition states, and products were set at 288, 298, 308, and 318 K. Pseudo-first-order kinetics was assumed for all the  $\text{H}^+$ -catalyzed and water-catalyzed decomposition processes, and the total reaction rate coefficients ( $k$ ) of  $\alpha$ -AHs decay were evaluated by their linear combination (eqn (3)).

$$k = k_{\text{H}^+} + k_{\text{H}_2\text{O}} = k'_{\text{H}^+}[\text{H}^+] + k'_{\text{H}_2\text{O}}[\text{H}_2\text{O}]^n \quad (3)$$

where  $[\text{H}^+]$  is the concentration of  $\text{H}^+$  and is set as  $3.16 \times 10^{-5} \text{ M}$  (corresponding to  $\text{pH} = 4.5$ ) for all the calculations,  $[\text{H}_2\text{O}]$  is the molar concentration of water molecules, which is  $55.5 \text{ M}$  at the standard condition,  $n$  is the number of water molecules involved in the unit reactions.  $k'_{\text{H}^+}$  and  $k'_{\text{H}_2\text{O}}$  are the reaction rate coefficients of  $\alpha$ -AHs decomposition corresponding to  $\text{H}^+$ - and water-catalyzed, which can be estimated by the Eyring equation<sup>32</sup> (eqn (4)).

$$k' = \frac{k_{\text{B}}T}{h} e^{-\Delta G^\ddagger / (RT)} = \frac{k_{\text{B}}T}{h} e^{\Delta S^\ddagger / R} e^{-\Delta H^\ddagger / (RT)} \quad (4)$$

where  $\Delta G^\ddagger$ ,  $\Delta S^\ddagger$ , and  $\Delta H^\ddagger$  are the activation changes of Gibbs free energy, entropy, and enthalpy, respectively.  $k_{\text{B}}$  is the Boltzmann constant;  $h$  is the Planck constant;  $T$  is the temperature; and  $R$  is the gas constant. For reactions with Gibbs free energy barriers but without transition states,  $\Delta G^\ddagger$ ,  $\Delta S^\ddagger$ , and  $\Delta H^\ddagger$  were calculated by the difference of  $G$ ,  $S$ , and  $H$  between products and reactants. The activation energy ( $E_{\text{a}}$ ) for reactions was estimated using eqn (5) according to the correlation between the Arrhenius equation and the transition state theory:

$$E_{\text{a}} = \Delta H^\ddagger + RT \quad (5)$$

## Results and discussion

### Decays of $\alpha$ -AHs in alcohol:water solutions at different temperatures

Time-dependent negative-ion mass spectra of solutions obtained by the reaction of  $\text{O}_3(\text{aq}) + \alpha\text{-Tp}/\text{NaCl}(\text{aq})$  in 1-propanol : water (1 : 1 = vol/vol) at  $\text{pH} 4.5$  adjusted by addition of HCl at  $T = 288, 298$  and  $303 \text{ K}$  are shown in Fig. 2.

Ozonolysis of  $\alpha$ -Tp begins with incorporation of  $\text{O}_3$  into the  $\text{C}=\text{C}$  double bond of  $\alpha$ -Tp, resulting in the formation of a primary ozonide,<sup>26,33</sup> which then isomerizes to CIs in the solution. Then, the CIs in the alcohol : water (1 : 1 = vol/vol) mixture isomerize,<sup>25,34-36</sup> react with  $(\text{H}_2\text{O})_{n \geq 1}$  to produce  $\alpha$ -HHs,<sup>12,13,36</sup> or react with alcohol to produce  $\alpha$ -AHs (Scheme 1). The doublet peaks at  $m/z$  255; 257 and  $m/z$  297; 299 in Fig. 2 were assigned to the  $\text{C}_{10}$   $\alpha\text{-HH-Cl}^-$  and  $\text{C}_{13}$   $\alpha\text{-AH-Cl}^-$  derived from  $\alpha$ -Tp:  $255; 257 = 154 (\alpha\text{-Tp}) + 48 (\text{O}_3) + 18 (\text{H}_2\text{O}) + 35; 37 (\text{Cl}^-)$ , and  $297; 299 = 154 (\alpha\text{-Tp}) + 48 (\text{O}_3) + 60 (1\text{-propanol}) + 35; 37 (\text{Cl}^-)$ .<sup>12,16</sup> From the mass-specific and reaction time-dependent characterization of the products formed in 1-propanol: $\text{H}_2^{18}\text{O}$  and 1-propanol: $\text{D}_2\text{O}$  solutions, we previously identified the  $\alpha\text{-HH-Cl}^-$  and  $\alpha\text{-AH-Cl}^-$  and corresponding decomposition products.<sup>12,16</sup> We note that in the absence of HCl ( $\text{pH} 5.9$ ), the  $m/z$  297; 299 signals decreased to less than 20% of their maximum value and persisted even after several hours,<sup>16</sup> implying the decomposition of  $\alpha$ -AHs is  $\text{H}^+$ -catalyzed. We previously found that the decay of the signal at  $m/z$  297; 299 became faster as  $\text{pH}$  decreased from 5.9 to 3.8 in the solution at room temperature.<sup>16</sup> The peaks at  $m/z$  239; 241 were assigned to the  $\text{C}_{10}$  geminal diols, a decomposition product from  $\text{C}_{10}$   $\alpha$ -HHs. The doublet peaks at  $m/z$  281; 283 in Fig. 2 were assigned



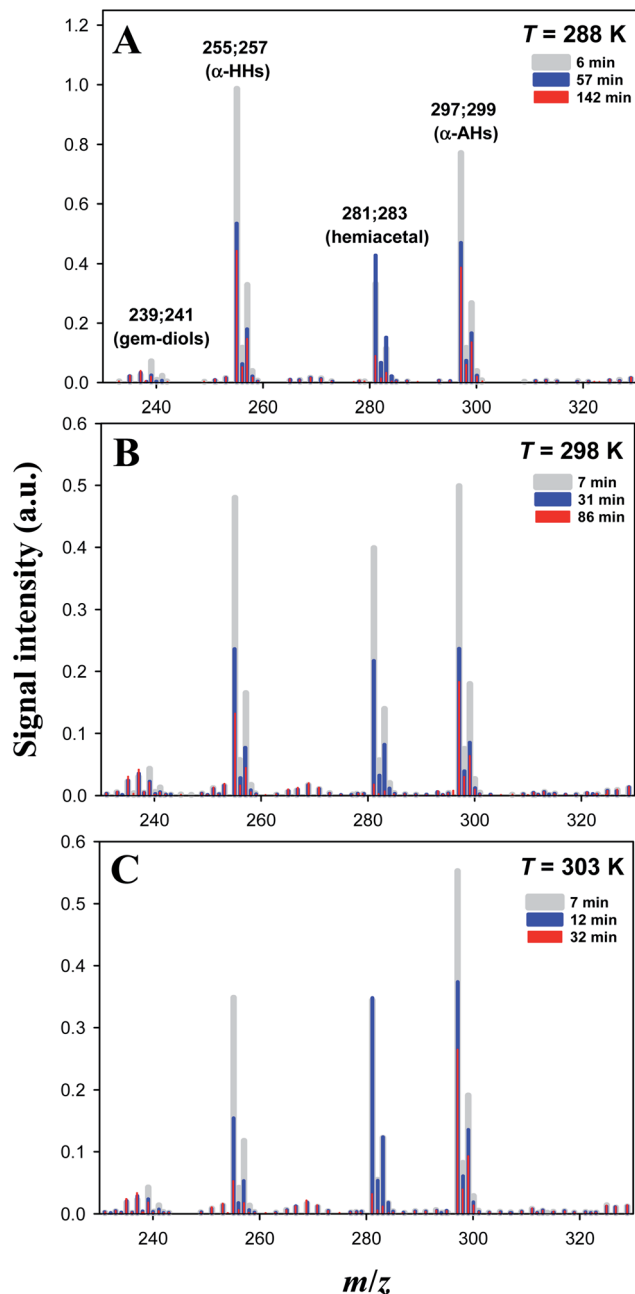


Fig. 2 Temporal dependence of negative-ion mass spectra of mixtures obtained by ozonolysis ( $[O_3]_0 = 0.06 \pm 0.01$  mM) of solutions of  $\alpha$ -terpineol (1 mM) and NaCl (0.2 mM) in a 1-propanol : water (1 : 1 = vol/vol) solution at  $T = 288$  K (A), 298 K (B) or 303 K (C) acidified by 0.05 mM HCl at pH 4.5. Ion signals at  $m/z$  239; 241,  $m/z$  255; 257,  $m/z$  281; 283, and  $m/z$  297; 299 correspond to  $Cl^-$  adducts of  $C_{10}$  geminal diols,  $C_{10}$   $\alpha$ -HHs,  $C_{13}$  hemiacetals, and  $C_{13}$   $\alpha$ -AHs, respectively. The small ion signals at  $m/z$  267; 269; 271; 273 correspond to  $Na_4Cl_5^-$  clusters. See our previous study<sup>16</sup> for assignments using  $D_2O$  and  $H_2^{18}O$ .

to  $C_{13}$  hemiacetals, a decomposition product of  $C_{13}$   $\alpha$ -AHs; hemiacetals = 297; 299 ( $\alpha$ -AH- $Cl^-$ ) - 16 (O), where the -OOH of the  $\alpha$ -AHs is replaced by the -OH from water (Scheme 1). Experiments for the reaction of  $O_3(aq) + \alpha$ -Tp/NaCl(aq) in aqueous mixtures with ethanol and 2-propanol confirmed the

formation of  $C_{12}$  and  $C_{13}$   $\alpha$ -AHs, respectively. In our previous work, the  $\alpha$ -AH signals appearing at  $m/z = 154$  ( $\alpha$ -Tp) + 48 ( $O_3$ ) + alcohol's MW + 35/37 ( $Cl^-$ ) and corresponding hemiacetal products (-16 Da) were also confirmed for methanol and 2-propanol- $d_8$  in alcohol : water (1 : 1 = vol/vol) solutions.<sup>16</sup> Therefore, it is evident that the  $\alpha$ -Tp CIs react with the  $C_{\leq 3}$  alcohols to form the  $\alpha$ -AHs, that decompose into corresponding hemiacetals in the liquid phase.

We previously showed, by using  $D_2O$  and  $H_2^{18}O$  solvents, that the hemiacetals can be formed *via* an  $H^+$ -catalyzed decomposition involving an  $H_2O_2$  emission and an  $H_2O$  addition;  $\alpha$ -AH ( $+H^+$ ) -  $H_2O_2$  +  $H_2O$  ( $-H^+$ ).<sup>16</sup> The hemiacetals are expected to further transform into MS-silent lactols (Scheme 1). We will discuss the decomposition mechanism in the theoretical calculation section.

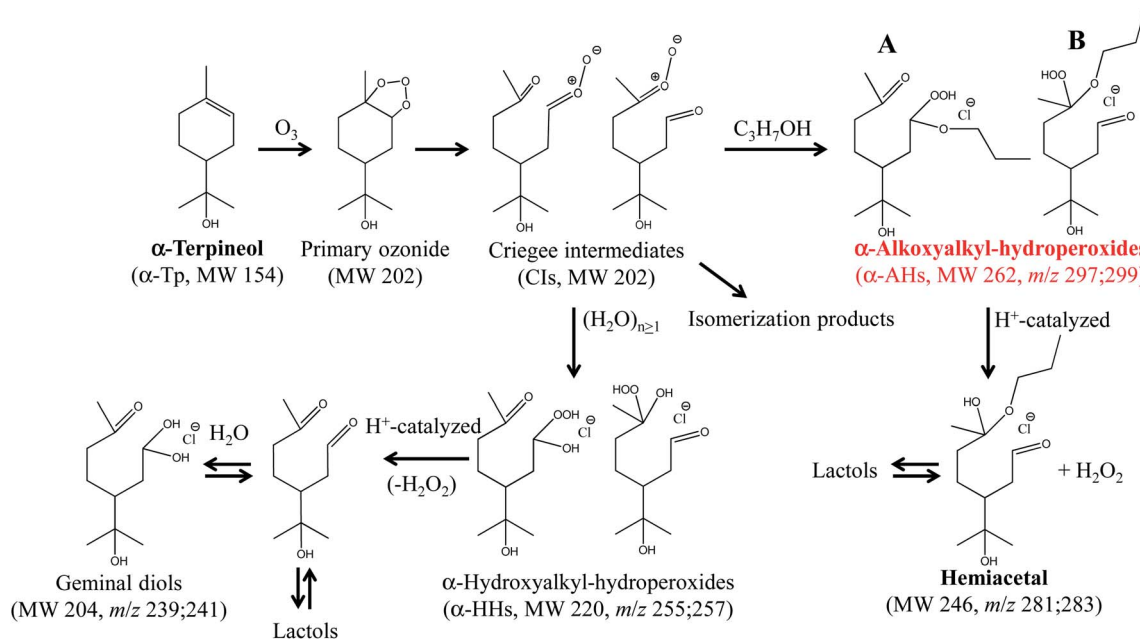
Fig. 3 shows time series of the profiles of the  $\alpha$ -AH signals obtained for the reaction of  $O_3(aq) + \alpha$ -Tp/NaCl(aq) in 1-propanol : water (1 : 1 = vol/vol) at pH 4.5 adjusted by 0.05 mM HCl at  $T = 288$  K, 293 K, and 298 K. The time profiles of  $\alpha$ -AHs showed a single-exponential decay that did not go to zero under the conditions of the present study.

The decays of the  $m/z$  297 signals were fitted with a single-exponential function with a baseline  $S = S_0 + A \exp(-kt)$ . The decays of  $\alpha$ -AHs derived from  $\alpha$ -Tp CIs + 2-propanol and ethanol were also fitted with the single-exponential function with a baseline. As previously discussed,<sup>16</sup> the baseline ( $S_0$ ) was attributed to inert isomers of the  $m/z$  297; 299, such as the specific  $\alpha$ -AHs  $R_1C(-H)(-OOH)(-OR')$  possessing a secondary -OOH (A in Scheme 1) and/or cyclic peroxyhemiacetals that could not decompose at the current timescales. It has been reported that tertiary hydroperoxides can produce corresponding tertiary alcohols under acidic conditions, due to the stabilization of the corresponding carbenium ion.<sup>37</sup> In that case, the observed 1<sup>st</sup> order decays and corresponding  $k$  values were attributed to  $\alpha$ -AHs possessing a tertiary -OOH (B in Scheme 1). This interpretation is supported by the theoretical calculations as shown below. The observation that the larger  $S_0$  values were obtained at lower temperatures (Fig. 3) implies that the relative yield of  $\alpha$ -AHs possessing a secondary *versus* tertiary -OOH (A/B in Scheme 1) increases as temperature decreases. The obtained  $k$  values for different temperatures are summarized in Table 1. The  $k$  values are means  $\pm$  SDs for three independent experiments.

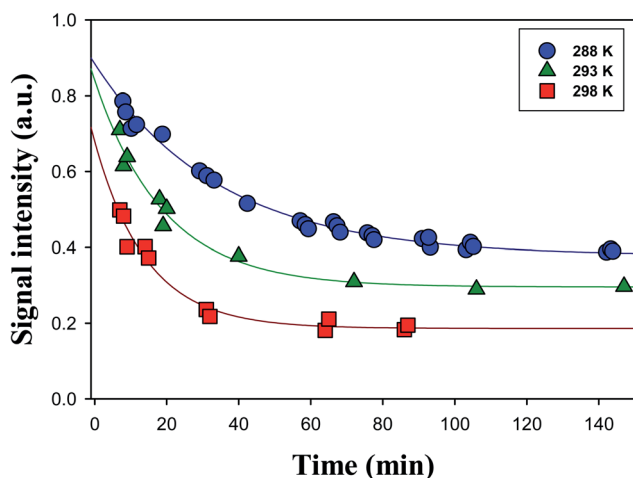
Fig. 4 shows an Arrhenius plot ( $\ln k$  vs.  $1/T$ ) for the decomposition of  $\alpha$ -AHs derived from ozonolysis of  $\alpha$ -Tp in 1-propanol:water solutions at pH 4.5. The linear regression yielded a preexponential factor ( $A$ ) of  $1.2 \times 10^6$  s<sup>-1</sup> ( $\ln A = 14.0 \pm 1.0$ ) and an  $E_a$  value of  $12.3 \pm 0.6$  kcal mol<sup>-1</sup>. The uncertainties were obtained from the standard errors of the intercept and slope, respectively. Temperature dependent  $k$  was expressed as  $k = 1.2 \times 10^6 \exp[-(51.5 \pm 2.5) \times 10^3/RT]$  s<sup>-1</sup>, where  $R$  is the gas constant.

The temporal profiles of  $\alpha$ -AHs derived from  $\alpha$ -Tp CIs + 1-propanol in solution at pH 4.0 (adjusted by adding 0.1 mM HCl) were measured to determine  $k$ . The obtained  $k$  and the Arrhenius plot at pH 4.0 are shown in Table S1 and Fig. S2.† The





**Scheme 1** The formation and decomposition of  $\alpha$ -AHs (A; secondary -OOH, B; tertiary -OOH) and  $\alpha$ -HHs derived from ozonolysis of  $\alpha$ -terpineol in 1-propanol : water (1 : 1 = vol/vol) solutions. The likely isomers are shown.<sup>16</sup>



**Fig. 3** Decay profiles of the  $\text{Cl}^-$  adducts of the  $\text{C}_{13}$   $\alpha$ -AHs ( $m/z$  297) generated by ozonolysis of  $\alpha$ -Tp (1 mM  $\alpha$ -terpineol, 0.2 mM NaCl) at  $[\text{O}_3]_0 = 0.06$  mM in a 1-propanol : water (1 : 1 = vol/vol) solution at  $T = 288$  K (circles), 293 K (triangles) or 298 K (squares) at pH 4.5 adjusted by 0.05 mM HCl. Lines indicate fittings of signal intensities ( $S$ ) to single-exponential functions with baselines. See the text for details.

derived  $E_a$  for pH 4.0 was  $14.4 \pm 0.6$  kcal mol<sup>-1</sup>, which is slightly (by 2.1 kcal mol<sup>-1</sup>) larger than that for pH 4.5.

We also obtained a series of the profiles of the  $\alpha$ -AH signals for the reaction of  $\alpha$ -Tp CIs with 2-propanol and ethanol at pH 4.5 at different temperatures. All the decays of  $\alpha$ -AHs showed single-exponential functions  $S = S_0 + A \exp(-kt)$ , consistent with the case of  $\alpha$ -AHs derived from CIs + 1-propanol. Derived  $k$  values were summarized in Tables 2 and 3.

Fig. 5 and 6 show Arrhenius plots for the decomposition of  $\alpha$ -AHs derived from  $\alpha$ -Tp CIs + 2-propanol and  $\alpha$ -Tp CIs + ethanol

**Table 1** Rate coefficients for decay of the  $\text{C}_{13}$   $\alpha$ -AHs derived from  $\alpha$ -Tp ozonolysis in 1-propanol:water solutions at pH 4.5 at different temperatures<sup>a</sup>

Temperature (K)	$k_{\text{pH } 4.5} \text{ (s}^{-1}\text{)}$	$\tau_{1/e} \text{ (minutes)}$
288	$(5.3 \pm 0.2) \times 10^{-4}$	31
293	$(7.5 \pm 1.4) \times 10^{-4}$	22
298	$(1.2 \pm 0.3) \times 10^{-3}$	14
303	$(1.6 \pm 0.7) \times 10^{-3}$	10
308	$(2.1 \pm 1.4) \times 10^{-3}$	8

<sup>a</sup> Experimental conditions:  $[\alpha\text{-Tp}]_0 = 1$  mM,  $[\text{NaCl}]_0 = 0.2$  mM,  $[\text{O}_3]_0 = 0.06$  mM, pH 4.5. The  $k$  values are means  $\pm$  SDs for three independent experiments.  $\tau_{1/e} = 1/k$ .

at pH 4.5, which provide  $E_a$  of  $18.7 \pm 0.3$  and  $13.8 \pm 0.9$  kcal mol<sup>-1</sup>, respectively.

### Theoretical calculations for the decay of $\alpha$ -AHs in the aqueous phase

Here, we employed first-principle calculations to estimate the Gibbs free energy barriers of  $\text{H}^+$ -catalyzed decomposition of  $\alpha$ -AHs (Fig. 7 and 8) and the subsequent formation of hemiacetals (Fig. S3 and S4<sup>†</sup>). The Cartesian coordinates for the structural geometry used in the calculations are summarized in Table S2.<sup>†</sup> Since  $\alpha$ -Tp potentially produces two kinds of CIs (Scheme 1) and each CI leads to two chiral isomers of  $\alpha$ -AHs in the reaction with alcohols, the detected formula of each  $\alpha$ -AH may have four possible structures (A, B, C, D in Fig. 7 and 8).

All the Gibbs free energy barriers in Fig. 7 and 8 exhibit low values ( $<10$  kcal mol<sup>-1</sup>), supporting the high feasibility of  $\text{H}^+$ -catalyzed decomposition mechanisms. The Gibbs free energy



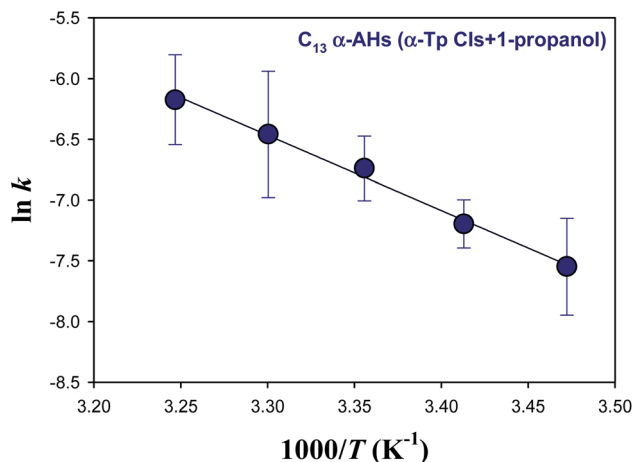


Fig. 4 Arrhenius plot of the rate coefficients ( $k$ ) for the decay of the  $C_{13}$   $\alpha$ -AHs generated by ozonolysis of aqueous  $\alpha$ -terpineol in the presence of 1-propanol at pH 4.5.

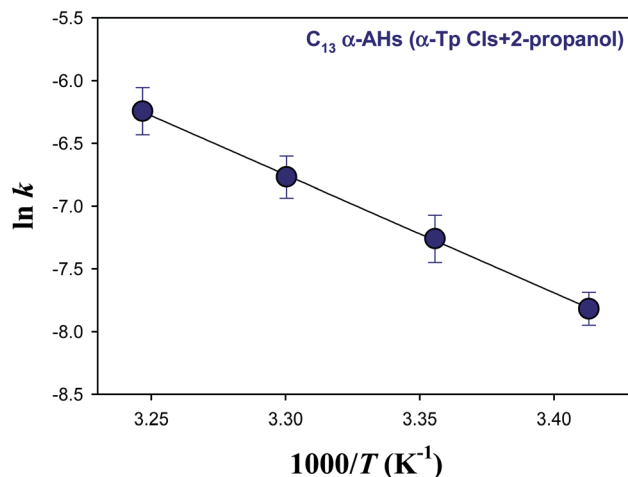


Fig. 5 Arrhenius plot of the rate coefficients ( $k$ ) for the decay of the  $C_{13}$   $\alpha$ -AHs generated by ozonolysis of aqueous  $\alpha$ -terpineol in the presence of 2-propanol at pH 4.5.

Table 2 Rate coefficients for decay of  $C_{13}$   $\alpha$ -AHs derived from  $\alpha$ -Tp ozonolysis in 2-propanol:water solutions at pH 4.5 at different temperatures<sup>a</sup>

Temperature (K)	$k_{\text{pH } 4.5}$ (s <sup>-1</sup> )	$\tau_{1/e}$ (minutes)
293	$(4.0 \pm 0.5) \times 10^{-4}$	42
298	$(7.0 \pm 1.4) \times 10^{-4}$	24
303	$(1.1 \pm 0.2) \times 10^{-3}$	15
308	$(1.9 \pm 0.4) \times 10^{-3}$	9

<sup>a</sup> Experimental conditions:  $[\alpha\text{-Tp}]_0 = 1$  mM,  $[\text{NaCl}]_0 = 0.2$  mM,  $[\text{O}_3]_0 = 0.06$  mM, pH 4.5. The  $k$  values are means  $\pm$  SDs for three independent experiments.  $\tau_{1/e} = 1/k$ .

Table 3 Rate coefficients for decay of  $C_{12}$   $\alpha$ -AHs derived from  $\alpha$ -Tp ozonolysis in ethanol:water solutions at pH 4.5 at different temperatures<sup>a</sup>

Temperature (K)	$k_{\text{pH } 4.5}$ (s <sup>-1</sup> )	$\tau_{1/e}$ (minutes)
288	$(7.2 \pm 0.5) \times 10^{-4}$	23
293	$(1.1 \pm 0.2) \times 10^{-3}$	15
298	$(1.8 \pm 0.2) \times 10^{-3}$	9
303	$(2.3 \pm 0.3) \times 10^{-3}$	7

<sup>a</sup> Experimental conditions:  $[\alpha\text{-Tp}]_0 = 1$  mM,  $[\text{NaCl}]_0 = 0.2$  mM,  $[\text{O}_3]_0 = 0.06$  mM, pH 4.5. The  $k$  values are means  $\pm$  SDs for three independent experiments.  $\tau_{1/e} = 1/k$ .

profiles of the subsequent hemiacetal formation also show small barriers ( $<4$  kcal mol<sup>-1</sup>) or even no barriers (Fig. S3 and S4<sup>†</sup>), supporting the rapid hydration of carbenium ions. Since water molecules are ubiquitous in the aqueous environment, the hemiacetal formation is expected to be much faster than the carbenium ion formation. Hence, the H<sup>+</sup>-catalyzed decomposition of  $\alpha$ -AH to carbenium ions should be the rate-determining steps of our proposed H<sup>+</sup>-catalyzed mechanisms of  $\alpha$ -AH decay, and the reactions in Fig. 7 and 8 can be used to determine the  $E_a$

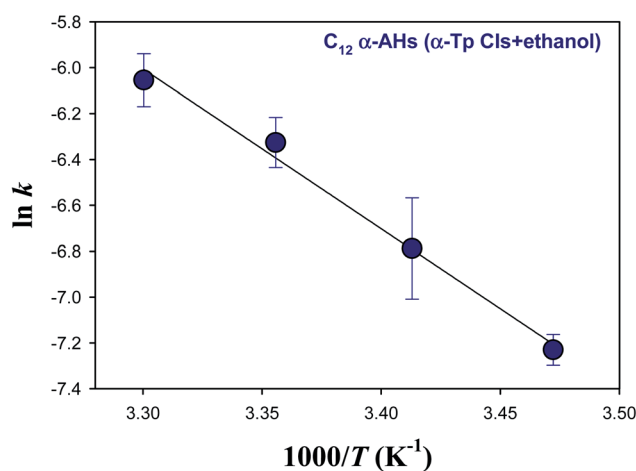


Fig. 6 Arrhenius plot of the rate coefficients ( $k$ ) for the decay of the  $C_{12}$   $\alpha$ -AHs generated by ozonolysis of aqueous  $\alpha$ -terpineol in the presence of ethanol at pH 4.5.

and the pseudo-first-order reaction rate coefficients at pH 4.5 (Table 4). However, the theoretical  $E_a$  values are about 4–15 kcal mol<sup>-1</sup> lower than the apparent activation energy measured by experiments, while the calculated reaction rate coefficients are 6–11 orders of magnitude larger than the experimental results. This implies that other pathways of H<sup>+</sup>-catalyzed with tight concerted transition states may exist and lead to slower  $\alpha$ -AH decomposition observed in our experiments. As the  $\alpha$ -AHs are surrounded by ubiquitous water molecules in the solution, it is possible that water molecules participate in the H<sup>+</sup>-catalyzed channels and decelerate the  $\alpha$ -AH decay by increasing the energy barriers. However, the exact reaction rate with explicit participation of water molecules is hard to estimate owing to the highly flexible conformation of liquid water, which may generate a variety of transition states and hence require further studies.



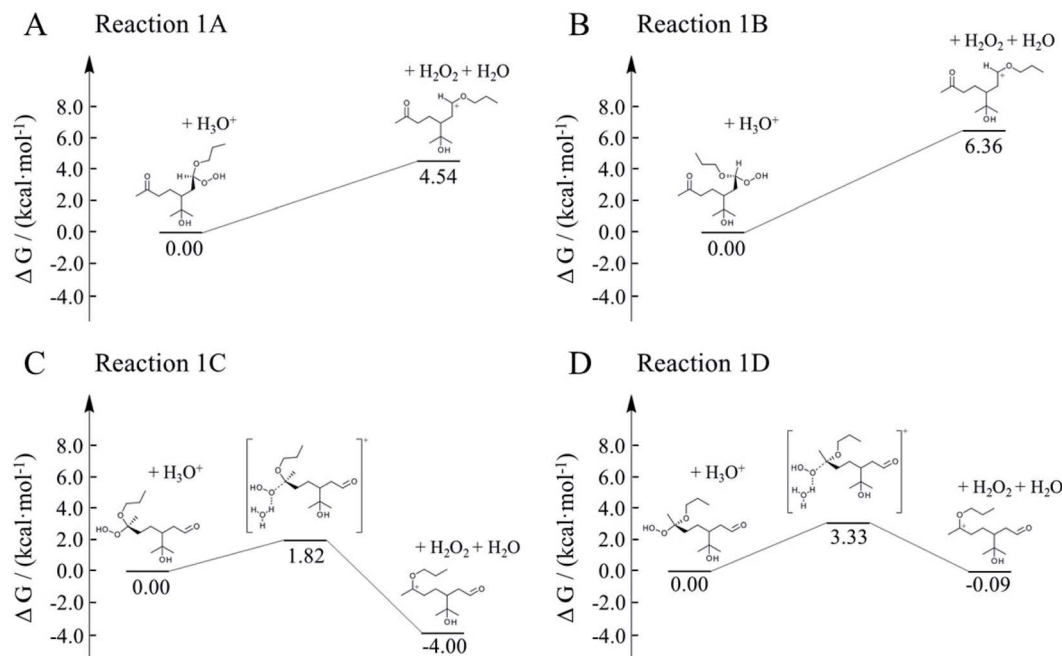


Fig. 7 Gibbs free energy profiles of  $H^+$ -catalyzed decomposition of  $C_{13}$   $\alpha$ -AHs ( $\alpha$ -terpineol CIs + 1-propanol).

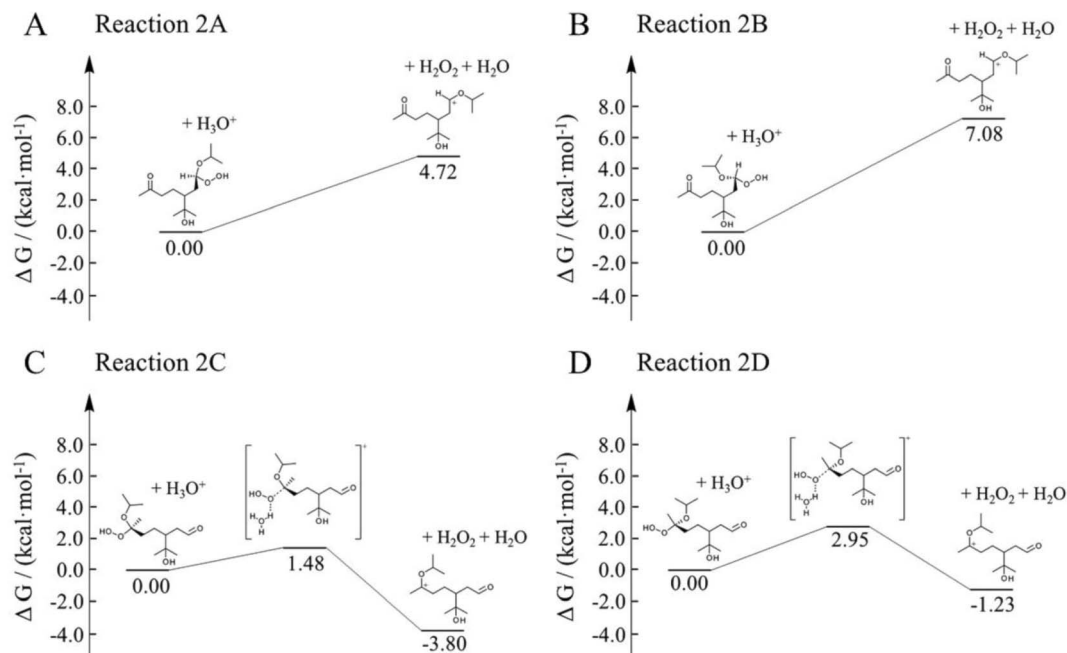


Fig. 8 Gibbs free energy profiles of  $H^+$ -catalyzed decomposition of  $C_{13}$   $\alpha$ -AHs ( $\alpha$ -terpineol CIs + 2-propanol).

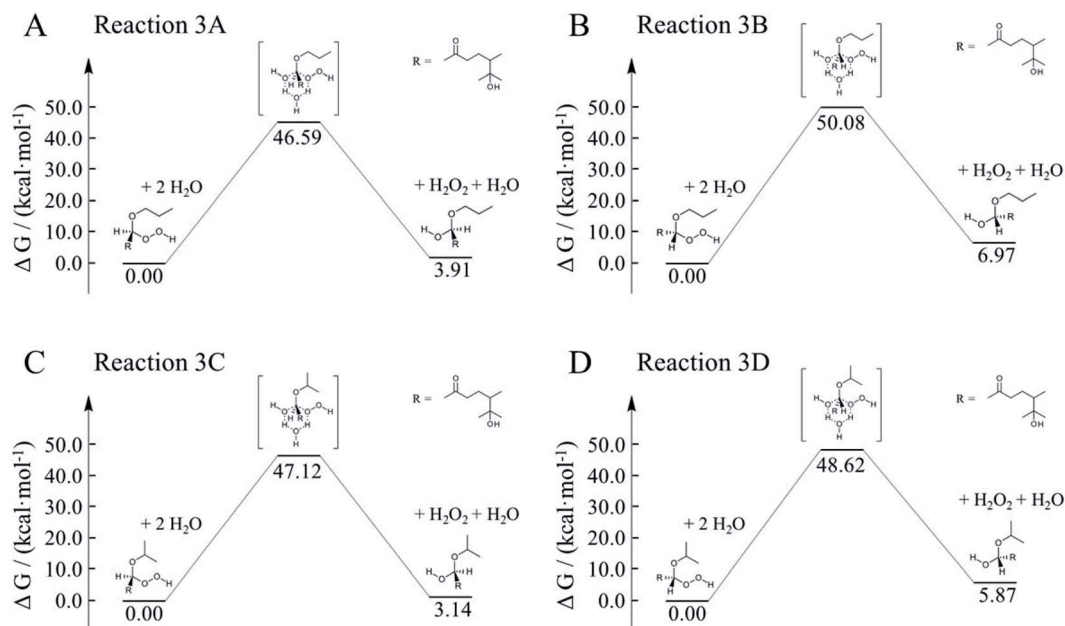
To better constrain the influence of water participation in  $\alpha$ -AH decay, kinetics of water catalyzation is further explored. Since the number of water molecules is much larger than  $H^+$ , it is necessary to compare the water-catalyzed kinetics with those of the  $H^+$ -catalyzed channels. Fig. 9 shows four possible pathways for the water-catalyzed reactions, where two water molecules (*i.e.*,  $n = 2$  in eqn (3)) are assumed to be involved according to our previous study.<sup>14</sup> Here we only present the mechanisms at

the aldehyde group since the ketone group has a steric hindrance on the formation of the six-membered transitions states. All the Gibbs free energy barriers exhibit high values ( $>45 \text{ kcal mol}^{-1}$ ), and all the activation changes of entropy are negative values, that are in sharp contrast with those in the  $H^+$ -catalyzed reactions (Table 4). The theoretical  $E_a$  values are about  $15\text{--}24 \text{ kcal mol}^{-1}$  higher than the apparent activation energy measured by experiments, while the corresponding reaction



**Table 4** Theoretical activation changes of entropy ( $\Delta S^\ddagger$ ), activation energies ( $E_a$ ) and pseudo-first-order reaction rate coefficients at pH 4.5 ( $k_{H^+}$ ) for the eight reactions in Fig. 7 and 8

Reaction	$\Delta S^\ddagger$ ( $\text{kcal mol}^{-1} \text{K}^{-1}$ )	$E_a$ ( $\text{kcal mol}^{-1}$ )				$k_{H^+}$ ( $\text{s}^{-1}$ )			
		288 K	298 K	308 K	318 K	288 K	298 K	308 K	318 K
1A	0.013	8.9	8.9	9.0	9.0	$1.4 \times 10^6$	$1.6 \times 10^6$	$1.9 \times 10^6$	$2.1 \times 10^6$
1B	0.009	7.1	7.2	7.2	7.2	$1.8 \times 10^5$	$2.3 \times 10^5$	$2.9 \times 10^5$	$3.6 \times 10^5$
1C	0.004	3.7	3.7	3.8	3.8	$2.6 \times 10^7$	$2.9 \times 10^7$	$3.1 \times 10^7$	$3.3 \times 10^7$
1D	0.005	5.4	5.4	5.5	5.5	$5.0 \times 10^6$	$5.7 \times 10^6$	$6.5 \times 10^6$	$7.3 \times 10^6$
2A	0.011	8.5	8.6	8.6	8.7	$1.1 \times 10^6$	$1.3 \times 10^6$	$1.5 \times 10^6$	$1.8 \times 10^6$
2B	0.009	5.8	5.8	5.8	5.8	$7.9 \times 10^4$	$1.1 \times 10^5$	$1.5 \times 10^5$	$1.9 \times 10^5$
2C	0.005	3.4	3.5	3.5	3.5	$3.8 \times 10^7$	$4.1 \times 10^7$	$4.4 \times 10^7$	$4.6 \times 10^7$
2D	0.006	5.3	5.3	5.4	5.4	$7.6 \times 10^6$	$8.6 \times 10^6$	$9.7 \times 10^6$	$1.1 \times 10^7$



**Fig. 9** Gibbs free energy profiles of water-catalyzed decomposition of  $C_{13}$   $\alpha$ -AHs from  $\alpha$ -terpineol CIs + 1-propanol (A and B) and  $\alpha$ -terpineol CIs + 2-propanol (C and D).

rate coefficients are negligibly small compared with the measured values (Table 5). These results suggest that participation of water molecules may attribute to higher energy barriers in  $\alpha$ -AH decomposition. In addition, since  $H^+$ -catalyzation leads to much faster kinetics than water-catalyzation, the total reaction rate constants estimated by eqn (3) represent those of  $H^+$ -catalyzation (Table 4). To further assess the  $H_2O$ -catalyzed reactions under realistic experimental conditions, we may need to include more than three water molecules ( $n \geq 3$ ) or use a different theoretical approach. We also note that the presence of alcohol (e.g., 1-propanol at 6.7 M) could modulate the activation energies of the  $\alpha$ -AHs decomposition in alcohol:water mixtures.

Our theoretical calculations revealed that the reactions of  $\alpha$ -AHs  $R_1C(-H)(-OOH)(-OR')$  possessing a secondary  $-OOH$  (e.g., A in Scheme 1) leading to the formation of corresponding carbenium ions are energetically less favorable compared to  $\alpha$ -

AHs  $R_1C(-R_2)(-OOH)(-OR')$  possessing a tertiary  $-OOH$  (e.g., B in Scheme 1). The present calculations also confirmed that  $H_2O_2$  could be an important byproduct of the decomposition of  $\alpha$ -AHs in the aqueous phase, consistent with the previous theoretical result for  $\alpha$ -Tp  $\alpha$ -HHs.<sup>15</sup> A previous iodometry analysis of a mixture of 1 mM  $\alpha$ -Tp + 0.2 mM NaCl + 0.06 mM  $O_3$  + 0.1 mM HCl revealed that approximately 70% of  $O_3$  was converted into  $H_2O_2$  and other peroxides in water.<sup>38</sup> Another experimental study on the aqueous-phase decomposition of  $\alpha$ -acyloxyalkyl-hydroperoxides derived from  $\alpha$ -pinene CIs with carboxylic acids found that  $H_2O_2$  is a key decomposition product.<sup>39</sup>

#### Comparison of the activation energies for the decomposition of $\alpha$ -AHs and related ROOHs in aqueous solutions

The experimentally determined  $E_a$  values for the decomposition of  $\alpha$ -AHs and related ROOHs in liquid phases are summarized





**Table 5** Theoretical activation changes of entropy ( $\Delta S^\ddagger$ ), activation energies ( $E_a$ ) and pseudo-first-order reaction rate coefficients ( $k_{H_2O}$ ) for the four reactions in Fig. 9

Reaction	$\Delta S^\ddagger$ ( $\text{kcal mol}^{-1} \text{K}^{-1}$ )	$E_a$ ( $\text{kcal mol}^{-1}$ )				$k_{H_2O}$ ( $\text{s}^{-1}$ )			
		288 K	298 K	308 K	318 K	288 K	298 K	308 K	318 K
3A	−0.039	35.5	35.5	35.5	35.6	$8.4 \times 10^{-20}$	$1.3 \times 10^{-18}$	$1.7 \times 10^{-17}$	$1.8 \times 10^{-16}$
3B	−0.047	36.6	36.6	36.7	36.7	$1.9 \times 10^{-22}$	$3.6 \times 10^{-21}$	$5.6 \times 10^{-20}$	$7.3 \times 10^{-19}$
3C	−0.047	33.7	33.7	33.8	33.8	$3.3 \times 10^{-20}$	$5.3 \times 10^{-19}$	$7.2 \times 10^{-18}$	$8.4 \times 10^{-17}$
3D	−0.048	34.7	34.8	34.8	34.8	$2.4 \times 10^{-21}$	$4.2 \times 10^{-20}$	$6.2 \times 10^{-19}$	$7.7 \times 10^{-18}$

in Table 6. The decay rate coefficients for  $\alpha$ -AHs,  $\alpha$ -HHs, and  $\alpha$ -acyloxyalkyl-hydroperoxides at pH  $\sim$  4.5 listed in the Table 6 are in the orders of  $10^{-4}$  to  $10^{-3} \text{ s}^{-1}$ .

The  $E_a$  values for the decomposition of the  $\alpha$ -AHs derived from  $\alpha$ -Tp CIs + alcohols examined in the present study range in 12–15  $\text{kcal mol}^{-1}$ , except for  $\alpha$ -AHs from 2-propanol ( $18.7 \pm 0.3 \text{ kcal mol}^{-1}$ ). It can be argued that a steric hindrance of isopropyl group would limit the accessibility of  $(\text{H}_2\text{O})_n\text{H}^+$  to the  $-\text{OOH}$  moiety, resulting in a larger  $E_a$ . However, our theoretical calculations show that the  $n$ -propyl and isopropyl groups have little influence on the activation energy, revealing that the accessibility of  $(\text{H}_2\text{O})_n\text{H}^+$  to the  $-\text{OOH}$  group is not hindered. This finding suggests that other mechanisms may also play a role in  $\alpha$ -AH decomposition.

It was reported that the decomposition of *tert*-alkyl-hydroperoxides  $\text{R}_1\text{R}_2\text{R}_3\text{C}-\text{OOH}$  yields the corresponding *tert*-alkyl-alcohols  $\text{R}_1\text{R}_2\text{R}_3\text{C}-\text{OH}$  under acidic conditions, due to the high stabilization of corresponding carbenium ions.<sup>37,41</sup> The assumed mechanism involves a protonation of the O-atom next to the C-atom of  $\text{R}_1\text{R}_2\text{R}_3\text{C}-\text{OOH}$ , releasing  $\text{H}_2\text{O}_2$  by leaving a positive charge on the C-atom. In that case, the obtained  $E_a$  values were attributed to specific  $\alpha$ -AHs possessing a tertiary  $-\text{OOH}$  (e.g., **B** in Scheme 1). The formed carbenium ion is rapidly hydrated to form an oxocarbenium ion, which releases an  $\text{H}^+$  to form the corresponding alcohol, as supported by the low Gibbs free energy barriers (0–4  $\text{kcal mol}^{-1}$ ) in our calculations (Fig. S3 and S4†).

### Atmospheric implications

ROOHs possessing single or multiple  $-\text{OOH}$  moieties are a class of ubiquitous intermediate species that are formed by the

oxidation of VOCs. The OH oxidation of VOCs produces  $\text{RO}_2$  radicals, which then undergo bimolecular reactions or intramolecular H-atom abstractions and  $\text{O}_2$  addition to form HOM, whereas the ozonolysis of VOCs with  $\text{C}=\text{C}$  double bond(s) produces CIs, which in most cases end up forming ROOHs with multifunctionalities. The important point is that both OH and  $\text{O}_3$  oxidation of VOCs can result in the production of ROOHs, although the quantitative yields of ROOHs *via* such processes are not known yet. Because of the low volatilities and high hydrophilicities, ROOHs are readily taken up into atmospheric condensed phases such as aerosols, fog/cloud droplets, and wet films of plants and soils. The kinetic data of ROOHs in atmospheric condensed phases is a key parameter in atmospheric modeling. In this article, we determined the temperature-dependent decomposition rate coefficients and the activation energies of  $\alpha$ -AHs [ $\text{R}_1\text{R}_2\text{C}(-\text{OOH})(-\text{OR}')$ ], a class of important ROOHs generated from the reaction of CIs with alcohols, in the liquid phase. We found longer lifetimes for the  $\alpha$ -AHs in solutions at lower temperatures. For example, the lifetime of  $\text{C}_{13}$   $\alpha$ -AHs derived from  $\alpha$ -Tp CIs + 1-propanol is changed from 8 min at 308 K to 31 min at  $T = 288 \text{ K}$ . This result suggests that the lifetimes of  $\alpha$ -AHs in aerosols are affected not only by the pH of reaction media but also by local temperatures under different environmental conditions such as altitude, day/night, season, and weather. Another implication is that, as in the case of  $\alpha$ -HHs and other ROOHs, the storage of aerosol samples at lower temperatures would be a promising way to extend the lifetime of  $\alpha$ -AHs for analysis in field measurements and chamber experiments.<sup>42</sup> The derived  $E_a$  values for the decomposition of the  $\alpha$ -AHs of the  $\alpha$ -Tp CIs + alcohols would be useful for atmospheric

**Table 6** Activation energies for decay of the  $\alpha$ -AHs and related ROOHs in liquid phases

ROOH	$E_a$ ( $\text{kcal mol}^{-1}$ )
<b><math>\text{C}_{13}</math> <math>\alpha</math>-AHs (<math>\alpha</math>-terpineol CIs + 1-propanol) at pH 4.5</b>	<b><math>12.3 \pm 0.6</math></b>
<b>At pH 4.0</b>	<b><math>14.4 \pm 0.6</math></b>
<b><math>\text{C}_{13}</math> <math>\alpha</math>-AHs (<math>\alpha</math>-terpineol CIs + 2-propanol) at pH 4.5</b>	<b><math>18.7 \pm 0.3</math></b>
<b><math>\text{C}_{12}</math> <math>\alpha</math>-AHs (<math>\alpha</math>-terpineol CIs + ethanol) at pH 4.5</b>	<b><math>13.8 \pm 0.9</math></b>
$\text{C}_{16}$ $\alpha$ -acyloxyalkyl hydroperoxides ( $\alpha$ -pinene CIs + adipic acid) at pH 4.4 <sup>a</sup>	$15.0 \pm 1.0$
$\text{C}_{20}$ $\alpha$ -acyloxyalkyl hydroperoxides ( $\alpha$ -pinene CIs + pinonic acid) at pH 4.4 <sup>a</sup>	$14.5 \pm 1.6$
$\text{C}_{10}$ $\alpha$ -terpineol $\alpha$ -HHs at pH 4.5 <sup>b</sup>	$19.2 \pm 0.5$
$\text{C}_{10}$ terpinen-4-ol $\alpha$ -HHs at pH 6.2 <sup>b</sup>	$17.1 \pm 0.2$
$\text{C}_1$ hydroxymethyl hydroperoxide at pH 7.1 <sup>c</sup>	$22.9$

<sup>a</sup> Ref. 39. <sup>b</sup> Ref. 15. <sup>c</sup> Ref. 40.



modeling as a representative value of ROOH possessing –OOH and –OR'.

Both our experiments and theoretical calculations revealed that the  $H^+$ -catalyzed conversion of ROOH into ROH, which is accompanied by the formation of  $H_2O_2$ , may be a general mechanism that produces  $H_2O_2$  and multifunctionalized species in atmospheric condensed phases<sup>3,43,44</sup> and contributes to the oxidative potential and toxicity of secondary organic aerosols.<sup>45</sup> The rate of the proposed  $H^+$ -catalyzed decomposition of  $\alpha$ -AHs in ambient aerosol particles could be faster than the rate *via* photolysis by solar radiation or decomposition catalyzed by transition metals. We recently found that the reaction of  $\alpha$ -Tp  $\alpha$ -HHs with  $Fe^{2+}$  is outcompeted by  $H^+$ -catalyzed decomposition of  $\alpha$ -HHs at ambient concentrations of  $Fe^{2+}$  and  $H^+$  found in atmospheric condensed phases.<sup>38</sup> Further work to test the effects of structures and functionalities on the decomposition of ROOHs in the aqueous phase is underway. Our theoretical calculations imply the existence of different reaction pathways, such as water-catalyzed reactions, that could be correlated with the fates of  $\alpha$ -AHs in ambient particles under variable relative humidity.

## Conclusion

We report an experimental study of the liquid-phase decompositions of  $C_{12}$  or  $C_{13}$   $\alpha$ -alkoxyalkyl-hydroperoxides ( $\alpha$ -AHs) derived from ozonolysis of  $\alpha$ -terpineol in the presence of 1-propanol, 2-propanol, and ethanol as a function of temperature. The temporal profiles of  $\alpha$ -AH signals, detected as chloride-adducts by negative ion electrospray mass spectrometry, showed single-exponential decay, and the derived first-order rate coefficient  $k$  for  $\alpha$ -AH decomposition increased as temperature increased, *e.g.*,  $k(288\text{ K}) = (5.3 \pm 0.2) \times 10^{-4}$ ,  $k(298\text{ K}) = (1.2 \pm 0.3) \times 10^{-3}$ ,  $k(308\text{ K}) = (2.1 \pm 1.4) \times 10^{-3}\text{ s}^{-1}$  for  $C_{13}$   $\alpha$ -AHs derived from the reaction of  $\alpha$ -terpineol Criegee intermediates with 1-propanol in solution at pH 4.5. Arrhenius plot analysis yielded activation energy ( $E_a$ ) of  $12.3 \pm 0.6$ ,  $18.7 \pm 0.3$  and  $13.8 \pm 0.9\text{ kcal mol}^{-1}$  for the decomposition of  $\alpha$ -AHs derived from the reaction of  $\alpha$ -Tp CIs with 1-propanol, 2-propanol and ethanol, respectively. Theoretical kinetic and thermodynamic calculations revealed that  $H^+$ -catalyzed mechanism plays an important role in the decomposition of these  $\alpha$ -AHs in acidic water, while water molecules may also participate in the  $H^+$ -catalyzed mechanism and influence the kinetics. The rate of the proposed  $H^+$ -catalyzed decomposition of  $\alpha$ -AHs in ambient aerosol particles could be faster than that of other degradation processes. The proposed decomposition of  $\alpha$ -AHs could act as a source of  $H_2O_2$  and multifunctionalized species in atmospheric condensed phases.

## Author contributions

S. E. designed the research; M. H. and S. E. performed the experiments; K. C. performed the theoretical calculations; S. E. wrote the first draft of the manuscript; and all of the authors analyzed the data and contributed to revising the manuscript.

## Conflicts of interest

There are no conflicts to declare.

## Acknowledgements

S. E. is grateful for a JSPS KAKENHI (no. 19H01154). Computations were performed using the computer clusters and data storage resources of the UCR High-Performance Computing Center (HPCC), which were funded by grants from NSF (MRI-1429826) and NIH (1S10OD016290-01A1).

## References

- 1 S. Enami, *J. Phys. Chem. A*, 2021, **125**, 4513–4523.
- 2 V. Pospisilova, F. D. Lopez-Hilfiker, D. M. Bell, I. El Haddad, C. Mohr, W. Huang, L. Heikkinen, M. Xiao, J. Dommen, A. S. H. Prevot, U. Baltensperger and J. G. Slowik, *Sci. Adv.*, 2020, **6**, eaax8922.
- 3 H. Li, Z. Chen, L. Huang and D. Huang, *Atmos. Chem. Phys.*, 2016, **16**, 1837–1848.
- 4 M. Krapf, I. El Haddad, E. A. Bruns, U. Molteni, K. R. Daellenbach, A. S. Prévôt, U. Baltensperger and J. Dommen, *Chem*, 2016, **1**, 603–616.
- 5 S. E. Paulson, P. J. Gallimore, X. M. Kuang, J. R. Chen, M. Kalberer and D. H. Gonzalez, *Sci. Adv.*, 2019, **5**, eaav7689.
- 6 D. Stone, L. K. Whalley and D. E. Heard, *Chem. Soc. Rev.*, 2012, **41**, 6348–6404.
- 7 F. Bianchi, T. Kurtén, M. Riva, C. Mohr, M. P. Rissanen, P. Roldin, T. Berndt, J. D. Crounse, P. O. Wennberg, T. F. Mentel, J. Wildt, H. Junninen, T. Jokinen, M. Kulmala, D. R. Worsnop, J. A. Thornton, N. Donahue, H. G. Kjaergaard and M. Ehn, *Chem. Rev.*, 2019, **119**, 3472–3509.
- 8 R. Chhantyal-Pun, M. A. H. Khan, C. A. Taatjes, C. J. Percival, A. J. Orr-Ewing and D. E. Shallcross, *Int. Rev. Phys. Chem.*, 2020, **39**, 383–422.
- 9 S. Enami, in *Multiphase Environmental Chemistry in the Atmosphere*, American Chemical Society, 2018, vol. 1299, ch. 3, pp. 35–47.
- 10 H. J. Tobias and P. J. Ziemann, *J. Phys. Chem. A*, 2001, **105**, 6129–6135.
- 11 J. Min Lin Jr and W. Chao, *Chem. Soc. Rev.*, 2017, **46**, 7483–7497.
- 12 J. Qiu, Z. Liang, K. Tonokura, A. J. Colussi and S. Enami, *Environ. Sci. Technol.*, 2020, **54**, 3890–3899.
- 13 J. Qiu, S. Ishizuka, K. Tonokura, A. J. Colussi and S. Enami, *J. Phys. Chem. Lett.*, 2019, **10**, 5748–5755.
- 14 J. Qiu, K. Tonokura and S. Enami, *Environ. Sci. Technol.*, 2020, **54**, 10561–10569.
- 15 M. Hu, K. Chen, J. Qiu, Y.-H. Lin, K. Tonokura and S. Enami, *J. Phys. Chem. A*, 2020, **124**, 10288–10295.
- 16 M. Hu, J. Qiu, K. Tonokura and S. Enami, *Phys. Chem. Chem. Phys.*, 2021, **23**, 4605–4614.
- 17 L. Xu, K. H. Møller, J. D. Crounse, R. V. Otkjær, H. G. Kjaergaard and P. O. Wennberg, *J. Phys. Chem. A*, 2019, **123**, 1661–1674.



- 18 S. Inomata, *ACS Earth Space Chem.*, 2021, **5**, 1929–1933.
- 19 S. Enami, M. R. Hoffmann and A. J. Colussi, *J. Phys. Chem. Lett.*, 2017, **8**, 3888–3894.
- 20 S. Enami and A. J. Colussi, *J. Phys. Chem. A*, 2017, **121**, 5175–5182.
- 21 S. Fares, R. Schnitzhofer, X. Jiang, A. Guenther, A. Hansel and F. Loreto, *Environ. Sci. Technol.*, 2013, **47**, 11073–11082.
- 22 B. C. Singer, H. Destaillats, A. T. Hodgson and W. W. Nazaroff, *Indoor Air*, 2006, **16**, 179–191.
- 23 J. Li, E. M. Perdue, S. G. Pavlostathis and R. Araujo, *Environ. Int.*, 1998, **24**, 353–358.
- 24 J. Ferre-Aracil, S. C. Cardona and J. Navarro-Laboulais, *Ozone: Sci. Eng.*, 2015, **37**, 106–118.
- 25 D. H. Levis, D. A. Van Ry and R. Z. Hinrichs, *Environ. Sci. Technol.*, 2016, **50**, 11698–11705.
- 26 S. Enami and A. J. Colussi, *J. Phys. Chem. Lett.*, 2017, **8**, 1615–1623.
- 27 M. J. Frisch, G. W. Trucks, H. B. Schlegel, G. E. Scuseria, M. A. Robb, J. R. Cheeseman, G. Scalmani, V. Barone, G. A. Petersson, H. Nakatsuji, X. Li, M. Caricato, A. V. Marenich, J. Bloino, B. G. Janesko, R. Gomperts, B. Mennucci, H. P. Hratchian, J. V. Ortiz, A. F. Izmaylov, J. L. Sonnenberg, D. Williams-Young, F. Ding, F. Lipparini, F. Egidi, J. Goings, B. Peng, A. Petrone, T. Henderson, D. Ranasinghe, V. G. Zakrzewski, J. Gao, N. Rega, G. Zheng, W. Liang, M. Hada, M. Ehara, K. Toyota, R. Fukuda, J. Hasegawa, M. Ishida, T. Nakajima, Y. Honda, O. Kitao, H. Nakai, T. Vreven, K. Throssell, J. A. Montgomery Jr, J. E. Peralta, F. Ogliaro, M. J. Bearpark, J. J. Heyd, E. N. Brothers, K. N. Kudin, V. N. Staroverov, T. A. Keith, R. Kobayashi, J. Normand, K. Raghavachari, A. P. Rendell, J. C. Burant, S. S. Iyengar, J. Tomasi, M. Cossi, J. M. Millam, M. Klene, C. Adamo, R. Cammi, J. W. Ochterski, R. L. Martin, K. Morokuma, O. Farkas, J. B. Foresman and D. J. Fox, *Gaussian 16*, Rev. C.01, 2016.
- 28 Y. Zhao and D. G. Truhlar, *Theor. Chem. Acc.*, 2008, **120**, 215–241.
- 29 R. Ditchfield, W. J. Hehre and J. A. Pople, *J. Chem. Phys.*, 1971, **54**, 724–728.
- 30 S. Grimme, J. Antony, S. Ehrlich and H. Krieg, *J. Chem. Phys.*, 2010, **132**, 154104.
- 31 A. V. Marenich, C. J. Cramer and D. G. Truhlar, *J. Phys. Chem. B*, 2009, **113**, 6378–6396.
- 32 H. Eyring, *J. Chem. Phys.*, 1935, **3**, 107–115.
- 33 R. Criegee, *Angew. Chem., Int. Ed.*, 1975, **14**, 745–752.
- 34 L. Vereecken, A. Novelli and D. Taraborrelli, *Phys. Chem. Chem. Phys.*, 2017, **19**, 31599–31612.
- 35 B. Long, J. L. Bao and D. G. Truhlar, *Nat. Commun.*, 2019, **10**, 2003.
- 36 J. Qiu, S. Ishizuka, K. Tonokura, K. Sato, S. Inomata and S. Enami, *J. Phys. Chem. A*, 2019, **123**, 7148–7155.
- 37 J. Sanchez and T. N. Myers, *Kirk-Othmer Encyclopedia of Chemical Technology*, 2000, DOI: 10.1002/0471238961.1518070119011403.a01.
- 38 M. Hu, K. Tonokura, Y. Morino, K. Sato and S. Enami, *Environ. Sci. Technol.*, 2021, **55**, 12893–12901.
- 39 R. Zhao, C. M. Kenseth, Y. Huang, N. F. Dalleska, X. M. Kuang, J. Chen, S. E. Paulson and J. H. Seinfeld, *J. Phys. Chem. A*, 2018, **122**, 5190–5201.
- 40 X. Zhou and Y. N. Lee, *J. Phys. Chem.*, 1992, **96**, 265–272.
- 41 G. A. Olah, D. G. Parker, N. Yoneda and F. Pelizza, *J. Am. Chem. Soc.*, 1976, **98**, 2245–2250.
- 42 J. C. Ditto, T. Joo, J. H. Slade, P. B. Shepson, N. L. Ng and D. R. Gentner, *Environ. Sci. Technol. Lett.*, 2020, **7**, 60–69.
- 43 X. Xuan, Z. Chen, Y. Gong, H. Shen and S. Chen, *Atmos. Chem. Phys.*, 2020, **20**, 5513–5526.
- 44 D. Huang, Z. Chen, Y. Zhao and H. Liang, *Atmos. Chem. Phys.*, 2013, **13**, 5671–5683.
- 45 M. Shiraiwa, K. Ueda, A. Pozzer, G. Lammel, C. J. Kampf, A. Fushimi, S. Enami, A. M. Arangio, J. Fröhlich-Nowoisky, Y. Fujitani, A. Furuyama, P. S. J. Lakey, J. Lelieveld, K. Lucas, Y. Morino, U. Pöschl, S. Takahama, A. Takami, H. Tong, B. Weber, A. Yoshino and K. Sato, *Environ. Sci. Technol.*, 2017, **51**, 13545–13567.

