

REVIEW

[View Article Online](#)
[View Journal](#) | [View Issue](#)Cite this: *Chem. Sci.*, 2022, 13, 1848

Synthesis of octagon-containing molecular nanocarbons

Greco González Miera,^a Satoshi Matsubara,^a Hideya Kono,^a Kei Murakami^{ab} and Kenichiro Itami^{ad}

Nanocarbons, such as fullerenes, carbon nanotubes, and graphenes, have long inspired the scientific community. In order to synthesize nanocarbon molecules in an atomically precise fashion, many synthetic reactions have been developed. The ultimate challenge for synthetic chemists in nanocarbon science is the creation of periodic three-dimensional (3D) carbon crystals. In 1991, Mackay and Terrones proposed periodic 3D carbon crystals with negative Gaussian curvatures that consist of six- and eight-membered rings (the so-called Mackay–Terrones crystals). The existence of the eight-membered rings causes a warped nanocarbon structure. The Mackay–Terrones crystals are considered a “dream material”, and have been predicted to exhibit extraordinary mechanical, magnetic, and optoelectronic properties (harder than diamond, for example). To turn the dream of having this wonder material into reality, the development of methods enabling the creation of octagon-embedding polycyclic structures (or nanographenes) is of fundamental and practical importance. This review describes the most vibrant synthetic achievements that the scientific community has performed to obtain curved polycyclic nanocarbons with eight-membered rings, building blocks that could potentially give access as templates to larger nanographenes, and eventually to Mackay–Terrones crystals, by structural expansion strategies.

Received 11th October 2021
Accepted 12th December 2021

DOI: 10.1039/d1sc05586k

rsc.li/chemical-science^aInstitute of Transformative Bio-Molecules (WPI-ITbM) and Graduate School of Science, Nagoya University, Chikusa, Nagoya 464-8602, Japan. E-mail: itami@chem.nagoya-u.ac.jp^bDepartment of Chemistry, School of Science, Kwansei Gakuin University, Sanda, Hyogo 669-1337, Japan. E-mail: kei.murakami@kwansei.ac.jp^cJST-PRESTO, 7 Gobancho, Chiyoda, Tokyo 102-0076, Japan^dInstitute of Chemistry, Academia Sinica, Nankang, Taipei 115, Taiwan, Republic of China

Greco González Miera (born in 1983) received his BSc (Hons) from Zaragoza University under the tutelage of Dr Esteban P. Urriolabeitia (Zaragoza University) and Prof. Gerhard Erker (University of Münster, Germany). He obtained his doctorate at Stockholm University (Sweden) under the supervision of Prof. Belén Martín-Matute, focussing on mechanistic studies and MOFs. In 2018

he was awarded a JSPS Fellowship to work with Prof. Kenichiro Itami and Assoc. Prof. Kei Murakami at the Institute of Transformative Bio-Molecules (Nagoya University, Japan), where he became interested in molecular nanocarbons. Since 2020, he is a senior scientist in the Itami Labs.



Satoshi Matsubara was born in 1995 and raised in Gifu, Japan. He studied chemistry at the School of Science, Nagoya University from 2014, and then he joined the laboratory of Prof. Kenichiro Itami in the Department of Chemistry, School of Science, Nagoya University in 2017 and started research with Assoc. Prof. Kei Murakami. He obtained his BSc in 2018 and MSc in 2020 under the supervision of Prof. Kenichiro Itami. His current interest is the synthesis of polycyclic nanocarbons containing eight-membered rings.

1 Introduction

The family of sp^2 carbon allotropes displays different topologies and their properties depend on the π -conjugated electronic structure.¹ These modifications or defects can be caused by the inclusion of heteroatoms within the nanocarbon lattice.² Alternatively, polycyclic aromatic hydrocarbons (PAHs) can be cataloged, depending on the absence or presence of geometric defects in the hexagonal graphene layer, in planar and nonplanar, respectively. Planar six-membered lattices show zero Gaussian curvature. Curvature can be positive with the inclusion of four- or five-membered rings. When seven- or eight-

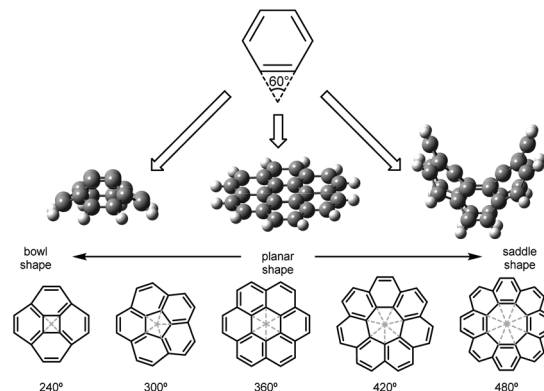


Fig. 1 Wedge angles and nanographenes with positive, zero and negative Gaussian curvature.⁴



Hideya Kono was born in 1998 and raised in Gifu, Japan. He studied chemistry at the School of Science, Nagoya University from 2016, and then he joined the laboratory of Prof. Kenichiro Itami in the Department of Chemistry, Graduate School of Science, Nagoya University in 2019 and started research with Assoc. Prof. Kei Murakami. He obtained his BSc in 2020 under the supervision of Prof. Kenichiro

Itami. Since 2020, he has been working on synthesizing molecular nanocarbons with Assoc. Prof. Yagi. His current interest is the synthesis of aromatic nanobelts bearing nonhexagonal rings.



Kei Murakami was born in Osaka in 1985. He received his PhD Degree from Kyoto University in 2012. After his JSPS postdoctoral fellow, he started his academic career at the Hakubi Center for Advanced Research/Department of Chemistry, Graduate School of Science, Kyoto University. He then moved to Graduate School of Science, Nagoya University in 2014 as Assistant Professor and

became Designated Associate Professor in 2016. Since 2020, he is Associate Professor at Kwansei Gakuin University, Japan. His main research interest is the development of new chemical reactions.



Kenichiro Itami (born in 1971) was raised in Tokyo. He studied chemistry at Kyoto University, Japan, and completed his PhD in 1998 with Prof. Yoshihiko Ito. After being Assistant Professor (with Prof. Jun-ichi Yoshida) at Kyoto University, he moved to Nagoya University as an Associate Professor (with Prof. Ryoji Noyori) in 2005, where he was promoted to Full Professor in 2008. Since 2012, he has also

been Director of the Institute of Transformative Bio-Molecules (WPI-ITbM). During 2013–2020, he was the Research Director of JST-ERATO Itami Molecular Nanocarbon Project. Since 2019, he has also been the Research Fellow at the Institute of Chemistry, Academia Sinica, Taiwan. His research focuses on the development of innovative functional molecules with significant structures and properties, and the development of rapid molecular-assembly methods using unique catalysts. Representative achievements are the creation of a range of structurally uniform nanocarbons of fundamental and practical importance by bottom-up chemical synthesis.



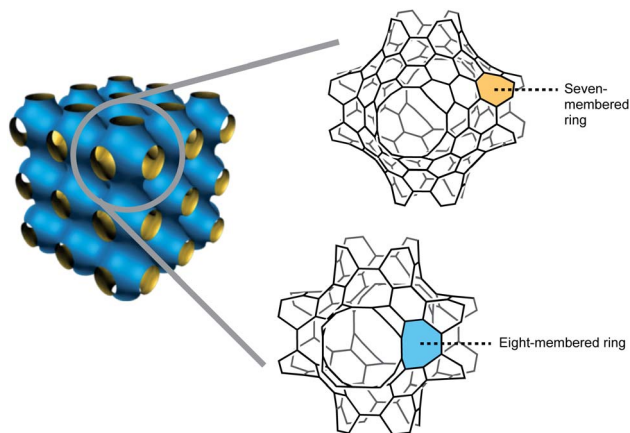


Fig. 2 Negatively curved polycyclic aromatic hydrocarbons (PAHs) as building blocks of carbon schwarzites.

graphene is a planar carbon sheet. This family of PAHs is solely composed of fused benzenoid rings, hence the sum of the internal triangles of every six-membered ring is nearly 360° and bending the carbon sheet along a line does not disrupt the zero-curvature.

The macrocyclic expansion of polycyclic systems with non-zero curvature gives additional three-dimensional sp^2 scaffolds, such as spherical and positively curved fullerene that features five-membered rings, and the synthetically elusive carbon schwarzite,^{5–7} proposed by Mackay and Terrones,⁸ a polycyclic network structure with negative Gaussian curvature that can contain seven- and eight-membered rings (Fig. 2). Additionally, other hypothetical allotropes feature positive and negative curvatures, such as toroidal carbon nanotubes. This review describes the most vibrant synthetic achievements that the scientific community has performed to obtain curved PAHs with eight-membered rings, building blocks that could potentially give access as templates to larger nanographenes, and eventually to Mackay–Terrones crystals, by structural expansion strategies.

2 Synthesis of building blocks

Carbon schwarzites were named after H. A. Schwarz, the German mathematician who proposed periodic minimal surfaces that can describe these hypothetical curved hydrocarbons.⁹ With a topology that features heptagons and octagons within a graphitic lattice, “defects” that distance them from planar graphene, they were first proposed by Mackay and Terrones.⁸ Carbon schwarzites, also known as Mackay–Terrones crystals have been hypothesized but they are yet to be synthesized.

Bottom-up synthetic methods represent an ambitious challenge but they have proven successful in giving access to nanographenes with defined structures.¹⁰ For the synthesis of carbon schwarzites, $[n]$ circulene structures are clear candidates as building blocks. These PAHs display a central ring of n -sides enclosed with the same number of *ortho*-annulated aromatic rings. When the central cavity is surrounded only with benzenoid rings, these macrocyclic aromatic systems show

characteristic shapes upon changing the size of the central hub; bowl shape for [4]circulene¹¹ and [5]circulene,^{12–14} planar for [6]circulene,¹⁵ and saddle for [7]circulene,^{16,17} [8]circulene and other hypothetical higher-order analogs. Once obtained the appropriate $[n]$ circulenes, bottom-up approaches might give access to obtain larger curved polycyclic systems.

This review will focus on the synthesis of curved [8]circulene derivatives, macrocyclic arenes in which a central octagon is fully surrounded by eight-fused benzene rings, and its derivatives. As well as with cyclooctatetraene, the central eight-membered ring shows a tub shape that derives into a saddle 3D structure when peripheral rings are assembled around the core. The benzene rings that surround the central hub are distributed in an alternating in and out of the plane wave-shaped (curve-up and curve-down) pattern. Thus, the negative curvature present in saddle-shaped structures originates from this doubly-concave shape.

Planar [8]circulenes, such as [8]heteracirculenes and quasi-[8]heteracirculenes with five-membered rings around the central octagon and heteroatoms replacing etheno bridges,^{2,18} show planar structures and they therefore lie out of the focus of this review, centered in tub- and saddle-shaped structures with a [8]circulene core. To date, the synthesis of [8]circulene remains elusive. Early attempts by Wennerström and coworkers in 1976 did not yield the desired product, allegedly owing to a highly strained and unstable structure.¹⁹ Later calculations by Sansón and coworkers in 2004 confirmed the instability of [8]circulene rising from concentric aromatic currents between the inner and outer rings.²⁰ Therefore, current synthetic strategies focus on related substituted structures that exhibit higher stability. The difference in stability between these two species can be explained through their aromaticity.

According to Clar's aromatic sextet rule,^{21,22} [8]circulene (1) displays non-aromatic π -electrons, *i.e.* double bonds that are excluded from aromatic sextets.²³ These double bonds are likely to be the source of instability, being reactive sites in PAH structures upon their inherent structural strain (Fig. 3). In tetrabenzo[8]circulene 2, the addition of peripheral benzenoid rings locates all electrons in aromatic sextets, rising the stability compared to the parent [8]circulene.

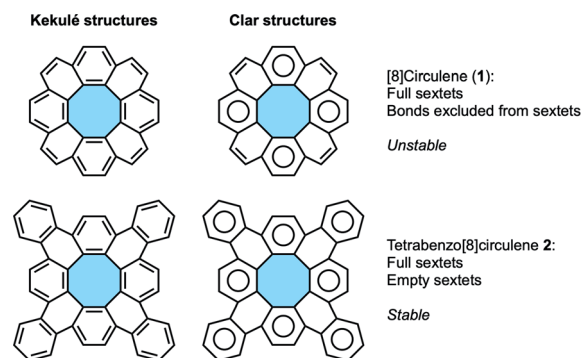


Fig. 3 Aromaticity proposals according to Kekulé and Clar's theories for [8]circulene (1) and tetrabenzo[8]circulene 2.



The current review will divide the synthesis of substituted [8]circulene scaffolds into two directional approaches. In the in-out cyclization strategy, the eight-membered core is prepared first and the outer benzenoid layer is subsequently intramolecularly “stitched” to afford the [8]circulene scaffold. Alternatively, the out-in cyclization strategy starts from a macrocycle that assembles the inner octagon in the last synthetic step. Additionally, to understand the in-out cyclization, the review will cover the main synthetic strategies of tetraphenylene derivative first, as precursors of [8]circulenes *via* later functionalization, and catalog them in terms of the nature of the starting material employed in each synthetic structure.

2.1. In-out cyclization strategy (intramolecular stitching)

The most straightforward bottom-up approach towards eight-membered π -extended nanocarbons might involve the synthesis of tetraphenylenes, which display four benzene rings *ortho*-annulated to a central eight-membered ring. The formation of the cyclooctatetraene (COT) core has been vastly investigated by the scientific community, and it could be an ideal starting material to obtain [8]circulenes. These tube-shaped molecules might undergo intramolecular stitching of the outer ring, maintaining the original Gaussian curvature to afford fully-fused nanographenes with saddle shape and a central eight-membered ring (Fig. 4).

2.1.1. Synthetic strategies to form the eight-membered ring central hub. As a molecule grows, the geometrical topology can be understood from its key units. Cyclooctatetraene is the most basic eight-membered ring and it features a tub shape that will extend along with the molecule, and any derivative will therefore adopt the extended saddle shape observed in polycyclic networks with negative Gaussian curvature. Tetraphenylene (3) displays a saddle-shaped structure with two opposite pairs of benzenoid rings alternating up and down the plane of a central cyclooctatetraene hub. Tetraphenylene can be considered as a valuable building block for [8]circulenes following intramolecular stitching methodologies, but this molecule and derivatives have also shown outstanding capabilities as liquid crystals,^{24–26} molecular devices,²⁷ and chiral ligands in catalysis.^{28–33} In addition, the establishment of heteroatom bridges in tetraphenylene rings planarizes the scaffold, becoming potential candidates for electronic materials with new semiconductor properties.³⁴

2.1.1.1. Tetramerization of benzyne units. The simplest approach for the synthesis of tetraphenylene would entail the tetrameric condensation of four benzyne units, but efforts in this strategy have been unsuccessful to date. Nevertheless,

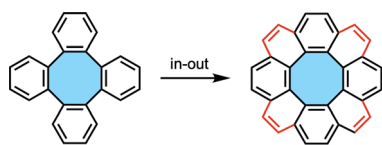
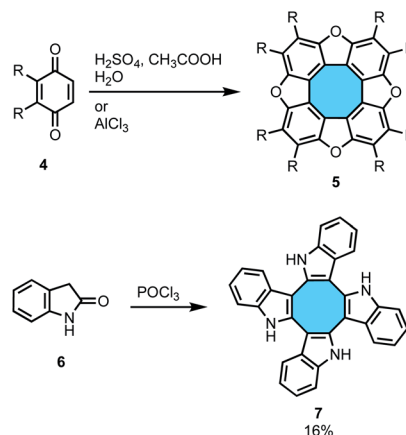


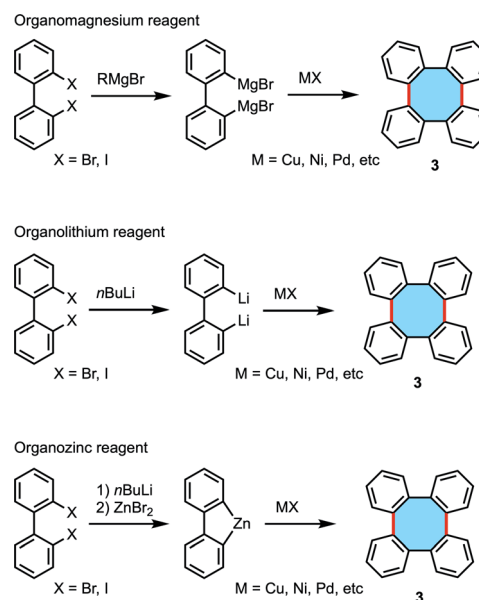
Fig. 4 Schematic illustration of the in-out cyclization approach towards [8]circulene derivatives.



Scheme 1 Tetramerization strategies towards eight-membered rings.

tetramerization reactions of benzoquinones 4 and indolin-2-one 6 have yielded planar heteroatomic [8]circulenes such as tetraoxa[8]circulenes 5 and cyclooctatetraindoles 7, respectively (Scheme 1).^{34–36} Many recent publications have shown bright advances using alternative synthetic protocols that overcome this limitation in the construction of curved eight-membered ring frameworks.

2.1.1.2. Coupling of biphenyls. There is a plethora of dihalobiphenyls that can benefit from the widespread use of organometallic reagents, *e.g.* organomagnesium, -lithium, or -zinc compounds, in halogen-metal exchange and subsequently undergo homocoupling reactions (Scheme 2). The broad offer of synthetic protocols of tetraphenylenes *via* transmetalation has caught the attention of many researchers from as early as 1943. van Niekerk and coworkers obtained tetraphenylene for the first time, together with biphenylene, by means of the copper-catalyzed homocoupling reaction of an organomagnesium



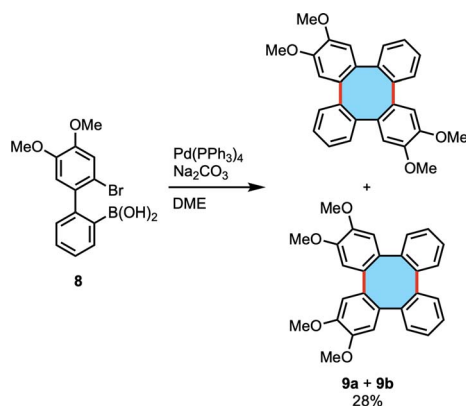
Scheme 2 Oxidative coupling of organometallic compounds.



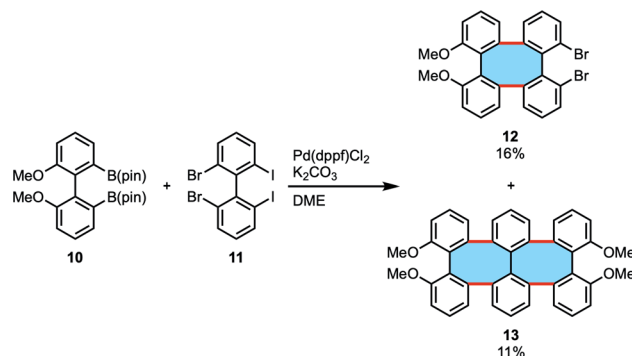
reagent previously prepared from 2,2'-dibromobiphenyl.³⁷ Crystals of tetraphenylene (**3**) were found to be stable and they could be recovered by the action of potassium permanganate in boiling acetone. Early studies by Wittig and Klar showed progress on the synthesis of tetraphenylenes by homocoupling of dilithiobiphenyl with different transition metal chlorides.³⁸ The group of Wong has performed large achievements in copper-catalyzed homocoupling reactions of dilithio substrates to afford substituted tetraphenylene scaffolds that can be further functionalized and even interconnected leading to more complex structures.^{28,39–41}

In 2000, Rajca and coworkers obtained a chiral, nonracemic binaphthyl-derived tetraphenylene with 95% ee following the copper-mediated homocoupling of the corresponding dilithio monomer.⁴² To show the current relevance of these protocols, Kaku, Tsunoda, and coworkers recently obtained a substituted tetraphenylene *via* oxidative homocoupling after double lithiation of dibromo biphenyl that could be further enantiomerically enriched to be employed as chiral ligands.⁴³ Kabir, Iyoda, and coworkers explored copper-mediated homocoupling reactions of organozinc reagents derived from dihalobiphenyls to yield tetraphenylenes. The formation of transient arylzinc intermediates was a key step prior transmetalation employing CuBr₂.^{44,45}

Lithium reagents offer a limited variety of substrates and the synthetic preparation of dilithio transient products can be labored, and many of these methods require stoichiometric amounts of lithium or copper reagents. Interestingly, biphenyl derivatives can also lead to tetraphenylenes by cyclo-dimerization reactions in catalytic conditions. The group of Wong investigated this strategy following a Pd-catalyzed intermolecular Suzuki–Miyaura coupling protocol of biaryl **8** with bromide and boronic acid functionalities (Scheme 3). The expected regio- and stereoselective synthesis of 2,3,10,11-tetramethoxytetraphenylene **9a** did not take place, and instead an equimolar mixture of **9a** and the isomer 2,3,6,7-tetramethoxytetraphenylene **9b** was produced in low yield.⁴⁶ Interestingly, the isolation of palladium complex intermediates was discussed as strong evidence for the existence of a palladacycle intermediate that accounts for the formation of isomers.



Scheme 3 Pd-catalyzed intermolecular Suzuki–Miyaura coupling.



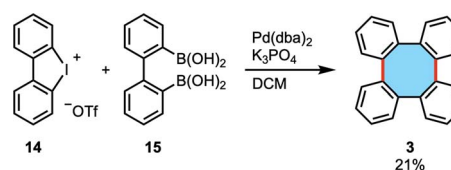
Scheme 4 Double Suzuki–Miyaura coupling of biphenyl diborate **10** and dibromodiodobiphenyl **11**.

In an effort to synthesize helical oligomers containing eight-membered rings, Wong and coworkers attempted to use double Suzuki–Miyaura coupling of biphenyl diborate **10** and 2,2'-dibromo-6,6'-diiodo-1,1'-biphenyl (**11**) in the presence of Pd(dppf)Cl₂.⁴⁷ The results showed the formation of tetraphenylene **12** and compound **13** bearing six benzene rings and two eight-membered rings in 16% and 11% yields, respectively (Scheme 4). They subsequently attempted to apply the double Suzuki–Miyaura coupling to the synthesis of compounds with eight benzene rings, but were unable to obtain the desired compounds. They speculated that it was due to the sterically bulky structure. The target oligophenylene bearing eight benzene rings could be synthesized from the appropriate tetraphenylene *via* the halogen–lithium exchange and Cu(II)-mediated homocoupling reaction sequence.

In a research work highlighting the Pd-catalyzed double Suzuki–Miyaura reaction of cyclic dibenziodonium salts **14** and biphenyldiboronic acids for the synthesis of *o*-tetraaryls, Wong and coworkers reported the synthesis of tetraphenylene (**3**) in low yield when they employed biphenyldiboronic acid **15** in the coupling reaction (Scheme 5).⁴⁸

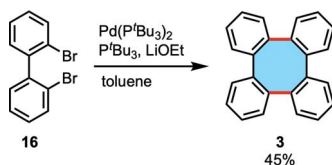
In 2015, Ouyang and Xi presented the first catalytic protocol for the cyclodimerization of dibromobiphenyl **16** catalyzed by palladium, obtaining tetraphenylene (**3**) in 45% yield (Scheme 6).⁴⁹

In 2016, Wong and coworkers reported the synthesis of tetraphenylenes by Pd-catalyzed double Ullmann-type coupling and cross-coupling reactions of diiodobiaryls (**17** and **19**).⁵⁰ This protocol allowed accessing symmetric and unsymmetric substituted tetraphenylenes (**18**, **20**, and **21**) in low to moderate yields. In the cross-coupling examples, mixtures of three



Scheme 5 Pd-catalyzed double Suzuki–Miyaura reaction using cyclic dibenziodonium and biphenyldiboronic acid.





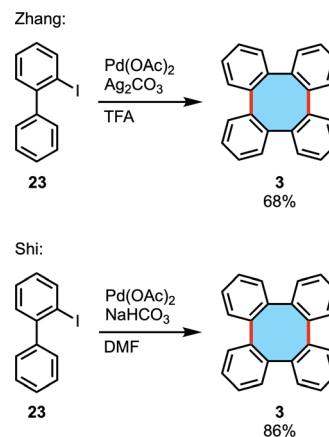
Scheme 6 Ullmann-type cyclodimerization of biphenyl dibromides.

possible cross-coupling products and the homocoupling product were obtained, with the unsymmetrical adduct **20** being the major product (Scheme 7). The NMR and single-crystal X-ray diffraction analyses confirmed the 3D structures. Attempts to use enantiopure diiodobinaphthyl led to racemization of the corresponding tetraphenylene.

In 2017, our group reported the palladium/*o*-chloranil-catalyzed oxidative homocoupling reaction using arylmethylsilanes towards biaryls (Scheme 8).⁵¹ This reaction was applied to 5,5-dimethyl dibenzosilole **22** to synthesize tetraphenylene (**3**) in 48% yield.

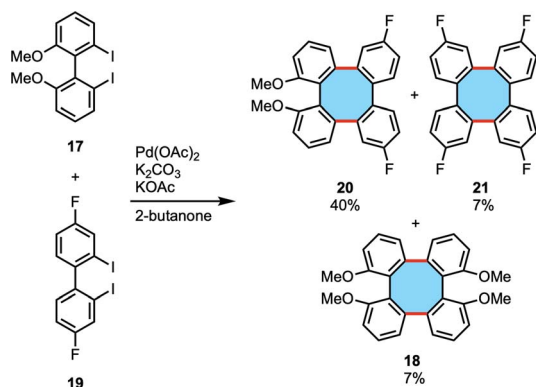
In 2016, the groups of Zhang and Shi independently reported the palladium-catalyzed cyclodimerization of iodobiphenyls **23** to give tetraphenylenes.^{52,53} A wide variety of substituted tetraphenylenes can be directly synthesized *via* dimerization of *o*-iodobiphenyls in medium to good yields (Scheme 9). These research works demonstrated the applicability of C–H functionalization to easily construct eight-membered rings and even in multigram scalable processes.

2.1.1.3. Dimerization of biphenylene. Another option is to use the formal dimer of benzyne, biphenylene (**24**), to construct the skeleton of tetraphenylene. Many researchers have considered

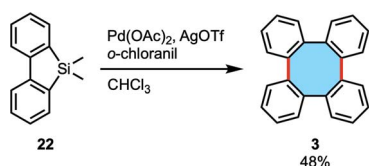
Scheme 9 Pd-catalyzed C–H arylation of halobiphenyls **23**.

this building block in their methodologies, focusing either on ring-expansion homo-dimerizations or cross-dimerizations. Early dimerization studies by pyrolysis were reported by Friedman and coworkers.⁵⁴ In the course of investigations to generate benzyne by electron impact from **24**, they instead observed the formation of tetraphenylene (**3**) as the major product at 400 °C for 1 h in 96% yield (Scheme 10). Higher temperatures led to thermal decomposition, and lower temperatures afforded lower yields of **3** although conversions were high, allegedly from a competition between dimerization of diradical **25** and radical addition towards polymeric mixtures.

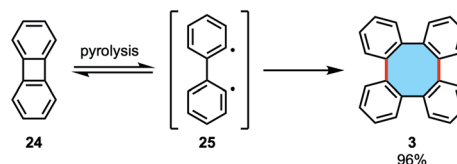
Although they promote impressive yields in the formation of **3**, pyrolysis processes required high temperatures and the scope was limited to unsubstituted products. The use of transition-metal catalysts in the dimerization of **24** was explored by the group of Watson in 1961, who reported the residual formation of tetraphenylene upon treatment with $[\text{Ni}(\text{CO})_2(\text{PPh}_3)_2]$ in their studies for the synthesis of coordination complexes.⁵⁵ Vollhardt and coworkers extended the study of the tandem transition-metal-catalyzed dimerization. The protocol allowed the use of substituted biphenylenes **26** albeit yielded equimolar mixtures of two possible isomers **28a** and **28b** in low yields (Scheme 11).⁵⁶ Mechanistic investigations performed by Eisch and coworkers suggested that the dimerization mechanism might occur *via* the formation of a nickel-tetrabenzo complex that was characterized by X-ray crystal structure analyses.⁵⁷ The groups of Jones and Radius have widely studied and expanded the scope of transition metal complexes that can readily catalyze the dimerization of biphenylene to nickel, platinum, palladium and rhodium in sequential C–C insertion reactions.^{58–60} The groups

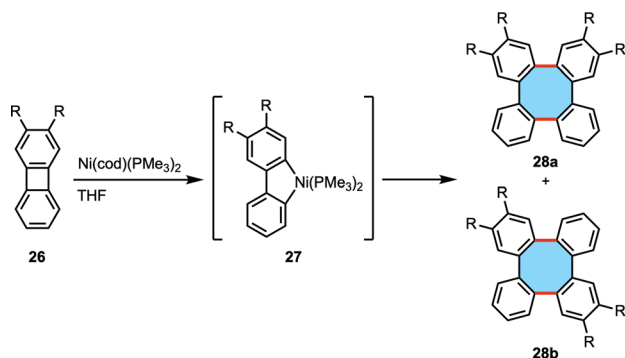


Scheme 7 Pd-catalyzed double Ullmann-type coupling and cross-coupling of diiodobiaryls.



Scheme 8 Pd-catalyzed oxidative homocoupling of arylsilanes.

Scheme 10 Pyrolysis of biphenylene leading to the synthesis of **3**.

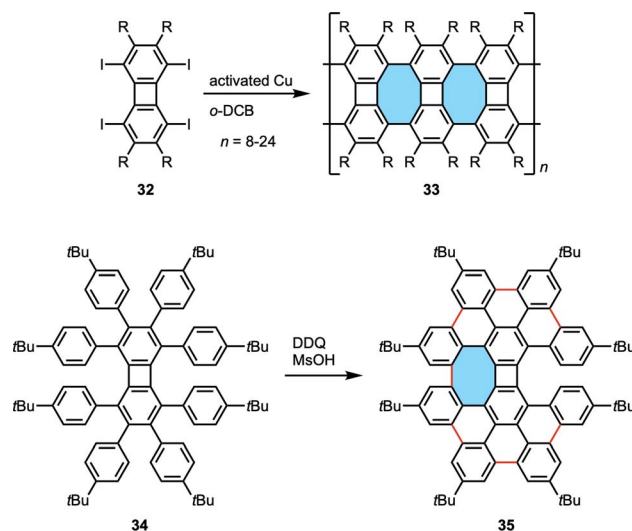


Scheme 11 Nickel-catalyzed dimerization of biphenylenes.

of Sharp, Johnson and Sanford deepened into the mechanistic insights of the transition-metal-catalyzed mechanism, but the limited availability of biphenylenes has probably hindered further developments of this strategy.^{61–63}

In general terms, this strategy has several drawbacks, such as a limited variety of accessible products, which are either highly symmetric or mixtures of isomers. For that reason, the development of cross-coupling reactions was necessary for the efficient synthesis of a greater variety of tetraphenylene analogs. Many of the aforementioned works in biphenylene dimerization showed that the mechanism involves metallacycle intermediates, and Gallagher and coworkers published a study on Mizoroki–Heck reactions of biaryl halides with a palladacycle intermediate.⁶⁴ This motivated them to study the possibility to use biaryls to access and to intercept the transient palladacycle intermediate needed in the homocoupling reaction of biphenylene, which would open new ways to synthesize unsymmetrical tetraphenylene derivatives (Scheme 12).⁶⁵ In fact, the reaction of halobiaryls **29** with biphenylene **24** in the presence of $\text{Pd}(\text{OAc})_2$ afforded several heterocyclic tetraphenylenes **31** via palladacycle **30**, albeit in low yields.

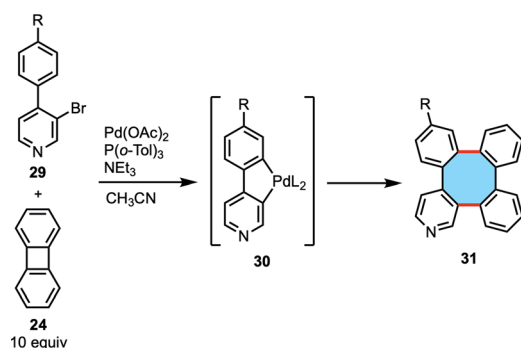
The group of Müllen studied the use of biphenylene-based molecules for the synthesis of graphene-like nanoribbons containing eight-membered rings.⁶⁶ Starting from octafunctionalized biphenylenes **32**, they succeeded in the copper-catalyzed polymerization reaction along the N–S axis to obtain isomeric

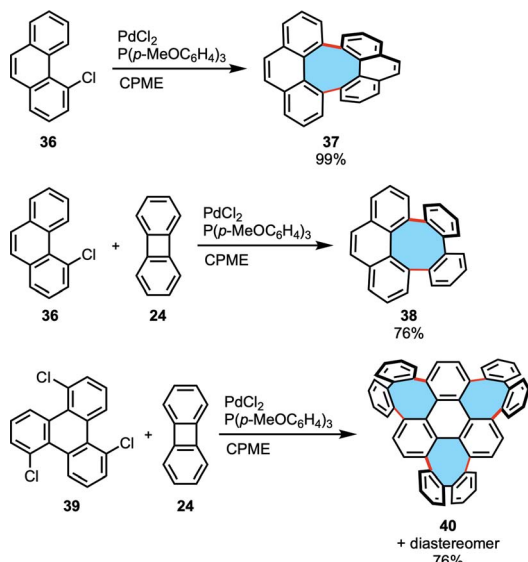
Scheme 13 Nanoribbons **33** and expanded helicene **35** containing four-, six-, and eight-membered rings from highly substituted biphenylenes.

graphene structures **33** containing eight-membered rings (Scheme 13). These planar polymers were characterized by MALDI-TOF MS, NMR and Raman spectroscopy, UV-vis absorption and emission spectroscopy. In addition, octa(*p*-tert-butylphenyl)biphenylene substrate **34** underwent intramolecular cyclodehydrogenation in the presence of DDQ and methanesulfonic acid (MsOH). Under Scholl reaction conditions, the reaction smoothly proceeded to give a nanographene molecule, the structure of which is proposed as **35** that contains one eight-membered ring.

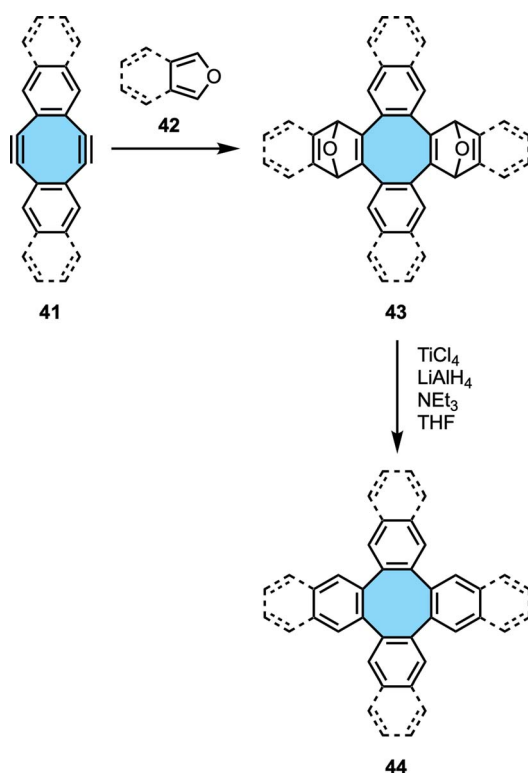
Our group developed a versatile and robust method for the efficient synthesis of previously inaccessible tetraphenylenes and other eight-membered ring analogues *via* annulative coupling reactions. Bay-chlorinated PAHs **36** underwent annulative dimerization *via* double C–H activation in high yields. Additionally, equimolar annulative cross-coupling of chlorophenanthrene **36** with **24** in the presence of a palladium catalyst gave the corresponding octagonal products **38** with high cross-selectivity (Scheme 14).⁶⁷ Notably, the three-fold cross-coupling reaction of a tri-chlorinated triphenylene **39** with **24** afforded the construction of **40**, a novel and previously unreachable structure with three eight-membered rings and a highly curved framework.

2.1.1.4. Diels–Alder cycloaddition of diynes and furans. Wong and Sondheimer pioneered the production of dibenzocyclooctadienediyne, known as Sondheimer–Wong diyne,^{68,69} a stable planar COT embedded with conjugated polycycles. Subsequently, the Diels–Alder cycloaddition of families of diacetylenes **41** and furan derivatives **42** allowed the formation of transient endoxides **43** with intrinsic curvature. Then, deoxygenation with low-valent titanium produced *in situ* by reduction of TiCl_4 with LiAlH_4 (ref. 70) yielded the corresponding octagon-containing compounds **44** (Scheme 15). X-ray crystal structure analyses confirmed the curved geometry rising from the central cyclooctatetraene ring.^{71–73}

Scheme 12 Pd-catalyzed cross-coupling of biaryl halides **29** and biphenylene.



Scheme 14 Annulative coupling of PAHs that form eight membered-rings.



Scheme 15 Diels-Alder cycloaddition and deoxygenation from cyclooctadienediynes.

Ever since, the synthesis of tetraphenylene analogs by the Diels-Alder cycloaddition-deoxygenation protocol has given access to increasingly more complex nanocarbons containing π -extended eight-membered rings. With this protocol as the starting point in their study of cyclodehydrogenation/rearrangement of tetraphenylenes, Müllen and coworkers

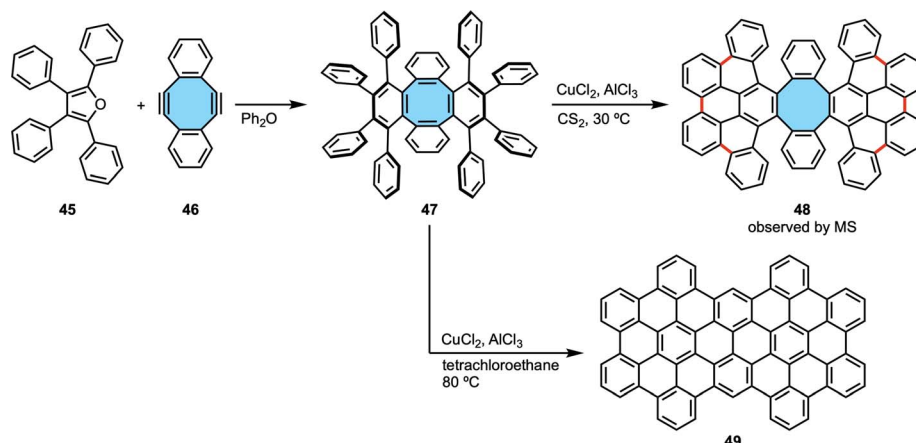
synthesized an octaphenyl-substituted tetraphenylene **47** by Diels-Alder reaction of cyclooctadienediynes **46** and tetracyclone **45** (Scheme 16).⁷⁴ Subsequent Scholl reaction using CuCl_2 and AlCl_3 gave two different nanocarbons depending on the reaction conditions. At 30 °C, they observed by MS analysis nanocarbon **48** with the eight-membered hub intact that underwent formation of six new C-C bonds between the phenyl substituents. The extension of new C-C bonds formed did not reach to close the outer ring, hence the formation of an [8]circulene did not take place. If higher temperature was used, they obtained a completely fused fully-benzenoid framework **49** after ring rearrangement.

In 2005, Siegel and coworkers employed the Diels-Alder reaction protocol to synthesize nonplanar PAH **51** with negative curvature consisting of a COT hub and two fluoranthene subunits (Scheme 17).⁷⁵ Soon after, Olmstead and coworkers obtained a larger double concave hydrocarbon with a central non-six-membered ring of similar structure (Scheme 17). The extended framework **54** in a tweezer shape was obtained after linking two corannulene derivatives **52** to the central moiety **46** featuring an eight-membered ring, followed by subsequent deoxygenation. The structure was identified by NMR analyses. In addition, they could form a stable complex of fullerene C_{60} allocated between the tweezer arms that gave single crystals suitable for X-ray diffraction analyses.⁷⁶

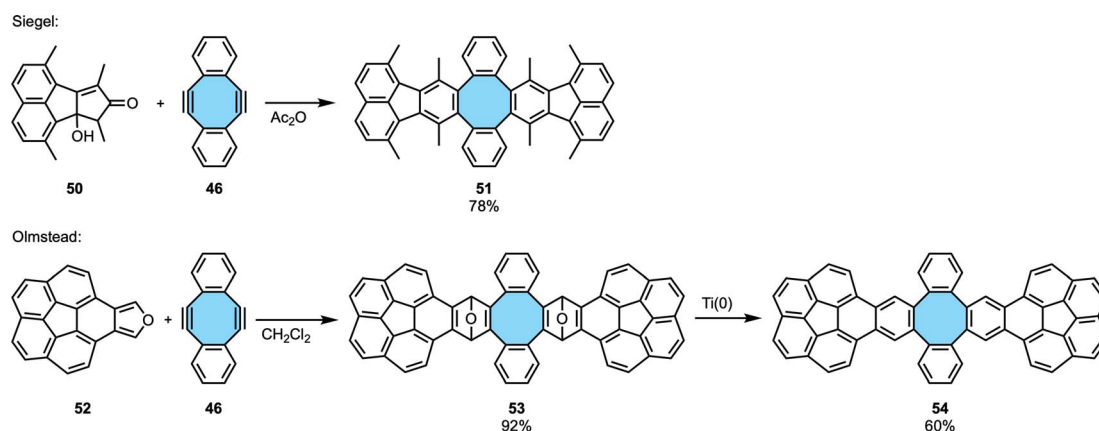
Following a modified strategy of the Diels-Alder coupling of cyclooctadienes and furan derivatives, Martín and coworkers recently synthesized two 3D nanographenes with an eight-membered hub and up to 53 fused rings (Scheme 18).⁷⁷ In a stepwise in-out approach, they first produced tetraphenylene **56** by means of C-H activation of the corresponding iodobi-phenyl and subsequent Sonogashira coupling of **55** with 4-*tert*-butylphenylacetylene.⁵³ Diels-Alder cycloaddition with cyclopentadienone **57** decorated the side wings around the eight-membered ring structure **58**, and Scholl reaction afforded 24 new C-C bonds of tetraphenylene **59** functionalized with four fused hexa-*peri*-hexabenzocoronene (HBC) moieties. Nanographene **59** was characterized by MALDI-TOF, NMR, FTIR and UV-vis spectroscopies, and X-ray crystal structure analyses confirmed the saddle structure of the nanographene with planar HBCs functionalities around the eight-membered ring.

2.1.1.5. [2 + 2 + 2] inter-intramolecular cycloaddition of triynes. In 2009, Shibata and coworkers reported a rhodium-catalyzed enantioselective dimerization of triynes **60** to give chiral tetraphenylenes.⁷⁸ Their series of publications studying the [2 + 2 + 2] inter- and intramolecular cycloaddition protocol were the first to achieve a catalytic and highly enantioselective synthesis of chiral tetraphenylenes (Scheme 19).^{79,80} This elegant protocol gives access to highly functionalized tetraphenylenes **61**, although the intrinsic nature of the substrates used derives in a limited offer of accessible structures.

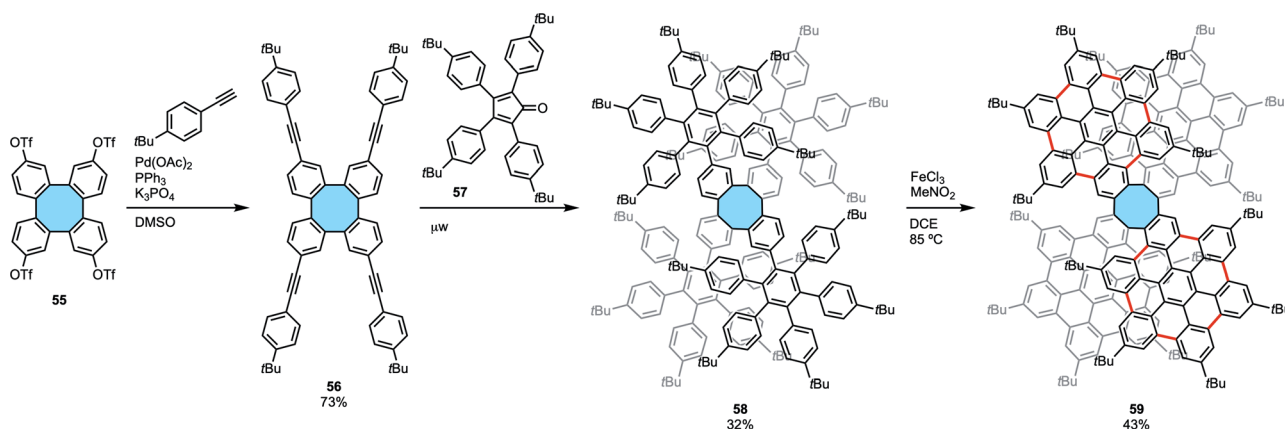
2.1.1.6. Ring expansion. Jin and coworkers focused their efforts on the ring expansion of π -extended polycyclic arenes.⁸¹ Starting from *o*-biphenyl-tethered methylenecirculenes fused with a seven-membered ring **62**, the methodology consisted of a sequential/tandem single-electron oxidation, intramolecular spirocyclization and 1,2-aryl migration process (Scheme 20).



Scheme 16 Octaphenyl-tetraphenylene **47** by Diels–Alder reaction of bisalkyne **46** and tetracyclone **45**.



Scheme 17 Pincer-shaped polycyclic hydrocarbons by Diels–Alder cycloaddition.

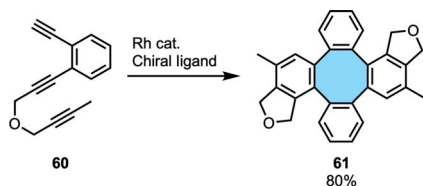


Scheme 18 Nanographene **59** with an eight-membered hub and up to 53 fused rings.

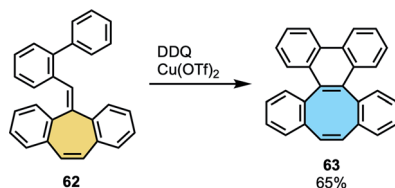
The X-ray crystal structure analysis of the octagon-containing product **63** featured saddle-shaped structure. In addition, the substrate scope with functionalization on varied aromatic positions allowed them to study the substituent effect in the reaction. Furthermore, they additionally functionalized the

dibenzocyclooctaphenanthrenes (dbCOTPs) frameworks at the bared double bond of the eight-membered ring, demonstrating the synthetic utility of this family of products. A quinoxaline-fused dbCOTP was obtained after the formation of a diketone product and condensation with 1,3-diaminobenzene, and after





Scheme 19 Inter- and intramolecular cycloaddition of *o*-phenylene-tethered triynes.



Scheme 20 Ring expansion from seven- to eight-membered rings.

a synthetic route consisting of formation of the octagon-cyclic alkyne, Diels–Alder cycloaddition and subsequent deoxygenation/aromatization, they could extend the π -system with a 1,4-diphenyl naphthalene moiety. Recently, Müllen and coworkers tried to use this protocol in the tandem oxidative ring expansion of a cyclotrimerized analog of **62**, which did not afford a three-fold derivative of compound **63** consisting of three COT units attached to a central benzene ring. Instead, they used cyclotrimerization reaction to access the corresponding triangulene.⁸²

2.1.1.7. [4 + 4] cyclodimerization reaction of biindenyl derivatives. In 1993, Simmross and Müllen reported the synthesis of the eight-membered ring **66** via [4 + 4] cyclodimerization employing biindenyl **64** as the starting material (Scheme 21a).⁸³ The benzo-fused dicyclopentadiene **64** underwent oxidative

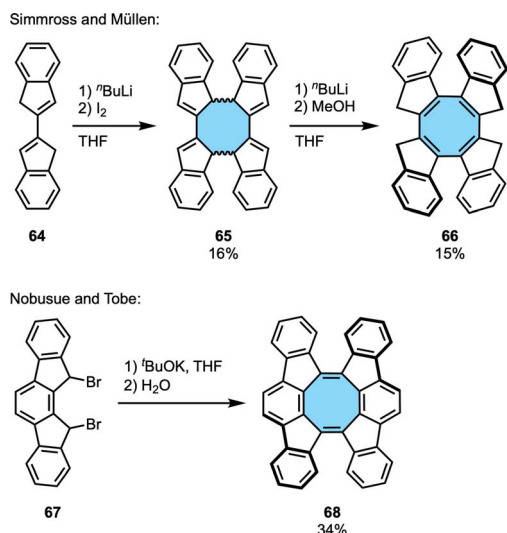
coupling to give the cyclic dimer **65**, with subsequent deprotonation-protonation to yield twisted tetraindenofused cyclooctatetraene **66** in 15% yield. This work inspired Nobusue and Tobe in the stepwise [4 + 4] cyclodimerization and elimination protocol for the synthesis of a saddle-shaped PAH with a central cyclooctatetraene ring fused by two indeno-fluorene moieties **68** via an *in situ* formed indenofluorene derivative (Scheme 21b).⁸⁴ X-ray crystal structure analysis confirmed the twisted conformation of **68** that averts intramolecular steric repulsions of the side wing moieties.

2.1.1.8. Cyclization or annulation of linear precursors. Last, ring closure methodologies might seem a very straightforward method to obtain fully conjugated twisted eight-membered rings, but this synthetic strategy remains an elusive challenge. These entropically disfavoured processes suffer from transannular interactions that lead to intermolecular oligomerization or polymerization byproducts instead of the desired intramolecular cyclization target molecules. There are however brilliant examples to highlight in the synthesis of PAHs with an eight-membered ring from linear substrates: thiazole tetramer via head-to-tail connection by C–H arylation,⁸⁵ or selected examples of partially conjugated cyclooctene derivatives by cyclooctene-carbopalladation of allenes,⁸⁶ [5 + 2 + 1] cycloadditions of ene-vinylcyclopropanes,⁸⁷ [4 + 4 + 2] cycloaddition/alkyne insertion of dieneynes,⁸⁸ transition-metal-catalyzed cyclizations of aryl ethers,⁸⁹ ring-closing metathesis,⁹⁰ and by transition-metal-catalyzed hydroarylations of alkynes.⁹¹ Recently, the group of de Bruin reported the metalloradical synthesis of partially conjugated cyclooctene derivatives.^{92,93}

2.1.2. Protocols towards stitching around the eight-membered central ring

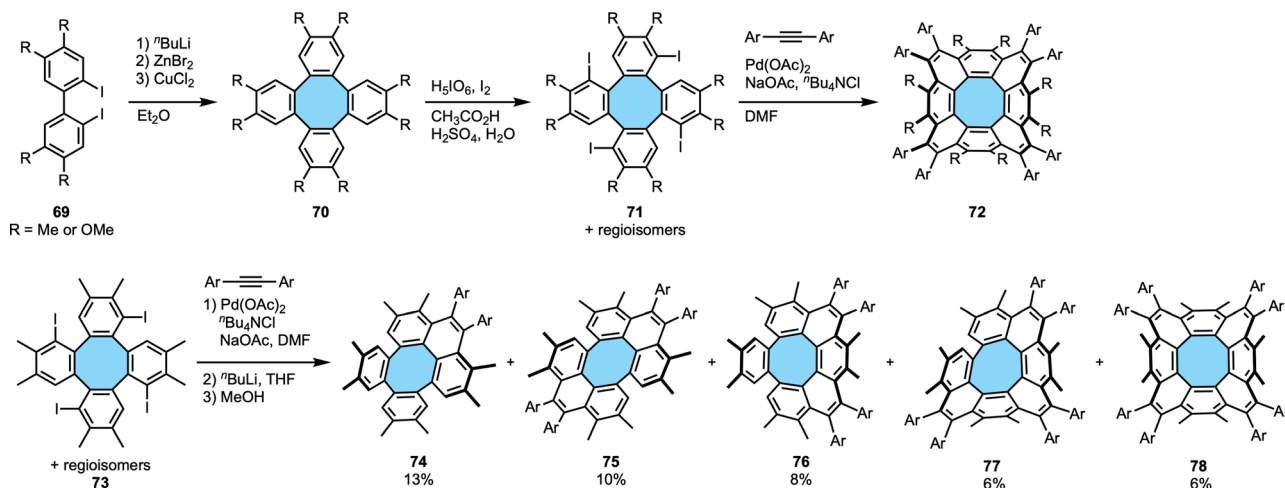
2.1.2.1. Intramolecular Pd-catalyzed benzannulation of tetraphenylenes. In 2013, Wu and coworkers pioneered the synthesis and structural elucidation of [8]circulenes.⁹⁴ The reported approach consisted of the four-fold intermolecular Pd-catalyzed annulation of tetraiodo-tetraphenylenes **71** with symmetrical diarylethyne (Scheme 22a). Following Iyoda's protocol for the synthesis of substituted tetraphenylenes **70** by Cu(II)-mediated cyclodimerization of diiodobiaryls **69**,⁴⁵ they prepared the substrates by subsequent iodination. The latter step gave regioisomeric mixtures of four regioisomers of **71** with one iodo substituent in each *bay*-region. Then, the palladium-catalyzed annulation process fused each *bay*-region in the periphery of the central eight-membered ring to yield the corresponding *peri*-substituted [8]circulene derivatives **72**. Unfortunately, in accordance with predictions by Clar's theory of aromaticity, these compounds were only stable within a range of one to few days in solution. The structure of the peribenzonoid-substituted [8]circulenes **72** was characterized by NMR spectroscopy and X-ray crystal structure analysis. The former suggested that the [8]circulenyl scaffold was not planar, while crystallography analyses revealed that the framework has a saddle-shaped structure. In addition, only one conformer of compound **72** was observed in the crystal structure analysis.

In their next research work, Wu and coworkers could shed light on the ring flipping mechanism of [8]circulenes. In a clever synthetic approach, they could isolate and characterize the



Scheme 21 [4 + 4] cyclodimerization towards cyclooctatetraene derivatives.



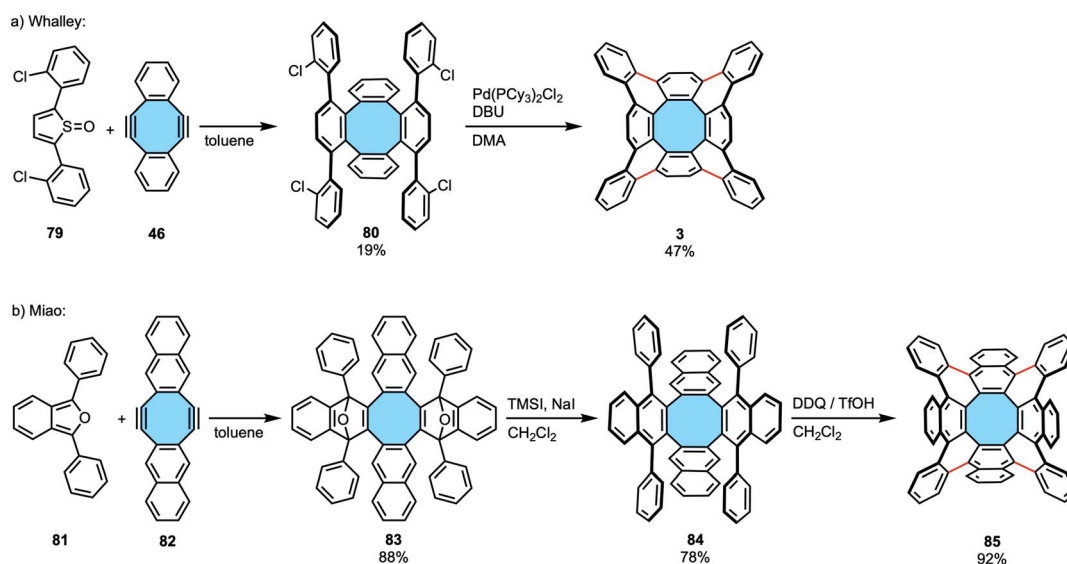


Scheme 22 [8]Circulenes via Pd-catalyzed annulation of tetraiodo-substituted tetraphenylenes with diarylethyne.

products yielded by successive benzannulations of tetraiodo-tetraphenylenes **73** – i.e., monoannulated **74**, *para*-diannulated **75**, *ortho*-diannulated **76**, triannulated **77** and periannulated **78** – during the one-pot concerted Pd-catalyzed C–H activation and alkyne annulation (Scheme 22b).⁹⁵ They could then observe that consecutive annulations introduce strain gradually, changing the molecular geometries and physical properties of the products. Their stability was in the range of the previous study. For **78**, the solution was only stable for up to 2 weeks at room temperature. With these dynamic behavior results in hand, they suggested that instead of an energetically demanding ring inversion mechanism, the flipping of [8]circulenes may proceed through pseudorotation.

2.1.2.2. Scholl reaction. In 2013, Sakamoto and Suzuki synthesized for the first time the fully benzenoid tetrabenzo[8]circulene **2** that is much more stable than [8]circulene (**1**), albeit

in an alternative out-in cyclization that will be described in the next section (*vide infra*, Scheme 25b).⁹⁶ One year later, the group of Whalley designed the first in-out synthetic route for the preparation of **2** (Scheme 23a).⁹⁷ First, they employed **46** that underwent a two-fold Diels–Alder cycloaddition. Commonly used substrates such as 2,5-diphenylfuran or 2,5-diphenylthiophene dioxide did not yield the desired tetraphenylene derivatives, likely as the reactions took place at higher temperatures and the product decomposed. In contrast, 2,5-diarylthiophene-1-oxides **79** were found to be the most reactive substrates. After forming the corresponding tetraphenylene derivative **80**, subsequent Pd-catalyzed intramolecular C–H arylation reaction closed the framework to yield the exceptionally stable tetrabenzo[8]circulene **2**, which did not show any decomposition after months of storage at room temperature. NMR and X-ray crystal structure analyses confirmed the 3D

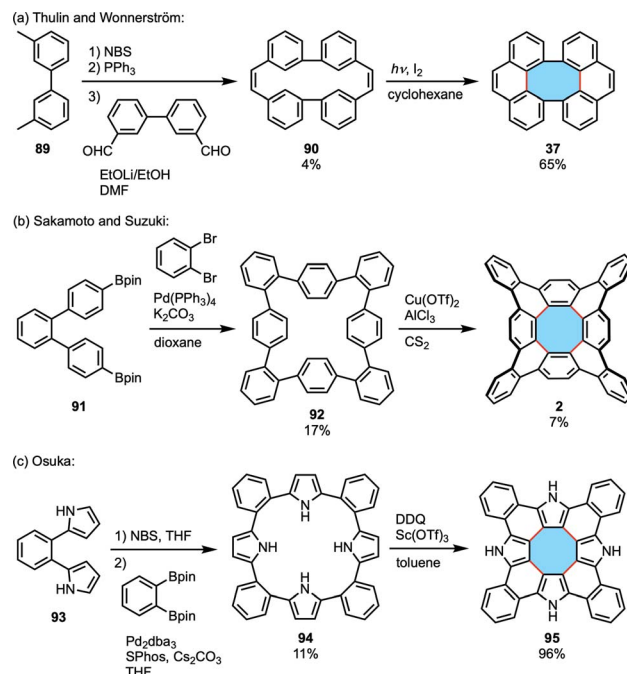


Scheme 23 Synthesis of tetrabenzo[8]circulene **2** (a) and octabenzo[8]circulene **85** (b) via two-fold Diels–Alder cycloaddition and Pd-catalyzed arylation/Scholl reaction.

structure of the fully benzenoid framework. In a follow-up work, the same group reported an improved procedure that afforded scaffolds decorated with both electron-rich and electron-poor functional groups in higher yields.⁹⁸ The alternative synthetic route differed in the second step where, instead of a Pd-catalyzed arylation, they made use of TfOH and DDQ to oxidatively cyclodehydrogenate the tetraphenylene transient products under Scholl reaction conditions.

In 2019, Miao and coworkers expanded Whalley's outwards strategy to form octabenzo[8]circulene derivatives. To achieve the synthesis of fully *ortho*-benzannulated [8]circulene **85**, the first step was the two-fold Diels-Alder reaction of 1,3-diarylbenzofurans **81** with naphthalene-containing diyne **82**.⁹⁹ Cleavage of the oxygen bridges of **83** and aromatization were followed by a Scholl reaction with DDQ and TfOH to afford the saddle-shaped polycyclic backbone **85** (Scheme 23b). In comparison to Whalley's results, the higher yields observed with this procedure were allegedly attributed to the naphthalene moieties when compared to that of benzene subunits.

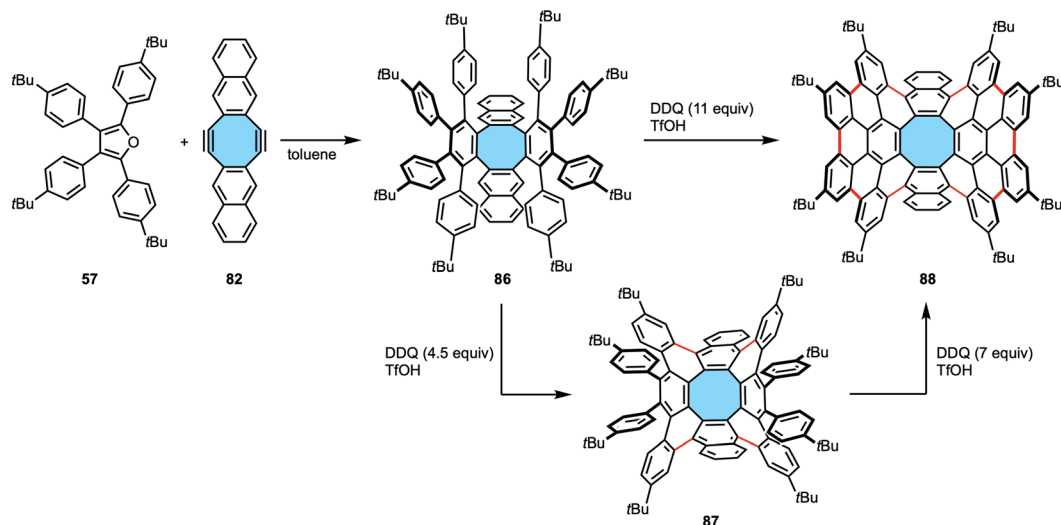
The robustness of this method was further confirmed by Miao and coworkers with the synthesis of an octagon-embedded aromatic saddle consisting of 80 sp^2 carbons (Scheme 24).¹⁰⁰ The formation of ten new aryl-aryl bonds in making **88** was achieved in a straightforward manner using 11 equivalents of DDQ, but a stepwise formation is also possible. This alternative employed 4.5 equivalents of DDQ to form first the four new C-C bonds needed to create the [8]circulene core of **87**, and subsequent use of 7 equivalents of oxidant closed the framework with six additional new C-C bonds with comparable yield results to the single-step reaction. This contrasts with the report by Müllen and coworkers (*vide supra*, Scheme 16), where they could only partially cyclize compound **48** along with the external aryl rings and suffered from skeletal rearrangements under Scholl reaction using harsher conditions.⁷⁴



Scheme 25 Synthetic strategies for (a) dibenzotetraphenylene **37**, (b) tetrabenzo[8]circulene **2** and (c) tetrabenzotetraaza[8]circulene **95** by fold-in approaches.

2.2. Out-in cyclization strategy

Another method for the construction of [8]circulene derivatives is the out-in approach. This method begins with the syntheses of macrocyclic precursors that subsequently undergo intramolecular ring-closing reactions (Fig. 5). As the central eight-membered hub is constructed, the nanographene folds in to accommodate the appropriate Gaussian curvature of the fully-fused product. Stępień called this strategy the fold-in approach and demonstrated the practicality in the synthesis of bowl-shaped compounds.^{101,102}



Scheme 24 Synthesis of an [8]circulene derivative **88** containing 80 sp^2 carbons by reaction of naphthannulated cyclooctadiyne **82** with cyclopentadienone **57** via two-fold Diels-Alder cycloaddition and Scholl reaction.

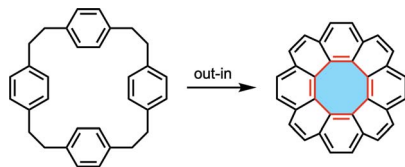


Fig. 5 Schematic illustration of the out-in cyclization approach towards [8]circulene derivatives.

As an early example of the fold-in synthesis to form an eight-membered ring, although unsuccessful in the synthesis of [8]circulene,¹⁹ Thulin and Wennerström reported the synthesis of dibenzotetraphenylene **37**.¹⁰³ Cyclic diene precursor **90** was prepared in three steps *via* a Wittig reaction and treated with iodine under photoirradiation to afford the saddle-shaped product (Scheme 25a). Although they provided the viability of the fold-in synthesis to construct an eight-membered ring, this strategy required the synthesis of a well-designed precursor. Therefore, the fold-in method was not applied to the synthesis of [8]circulenes for 35 years since their report.

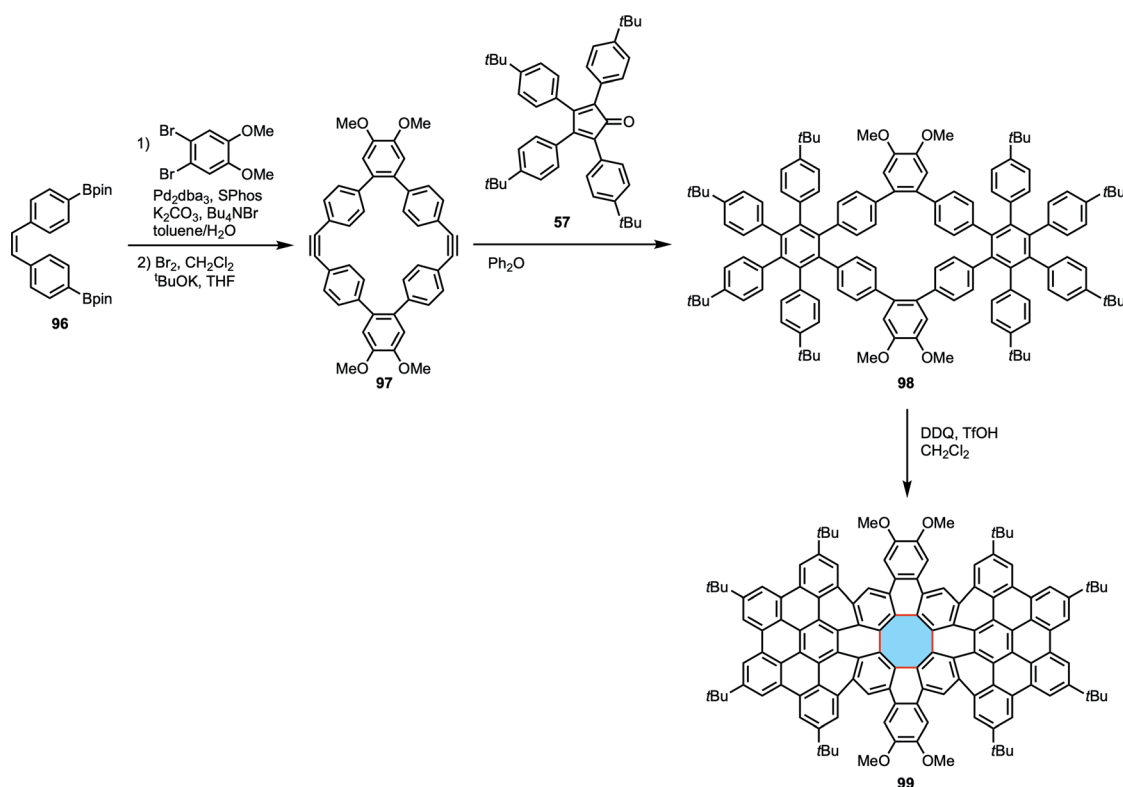
In 2013, Sakamoto and Suzuki reported the synthesis of tetrabenzo[8]circulene **2**.⁹⁶ They designed an octaphenylene precursor **92** to construct the saddle-shaped framework following the fold-in approach, reporting the second synthesis of [8]circulenes after Wu achieved it with the alternating in-out method (*vide supra*, Scheme 22a). The macrocyclic precursor was prepared using Suzuki-Miyaura coupling and treated with

$\text{Cu}(\text{OTf})_2$ and AlCl_3 to afford tetrabenzo[8]circulene in 7% yield (Scheme 25b).

Tanaka, Osuka, and coworkers made use of the fold-in approach to achieve the synthesis of tetrabenzotetraaza[8]circulene **95** in 2015.¹⁰⁴ The tetrapyrrolic precursor **94** was designed in advance and oxidized with DDQ and $\text{Sc}(\text{OTf})_3$ to give **95** in 96% yield (Scheme 25c). Although the heteronanographene has a large planar structure, it was soluble in THF and DMSO. Judging from the result of X-ray diffraction analysis, hydrogen-bonding interactions likely affect the packing structure and provide high solubility.

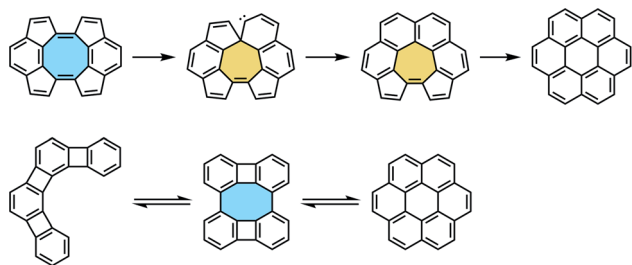
Miao and coworkers synthesized [8]circulene derivatives consisting of 96 sp^2 carbon atoms.¹⁰⁵ An elegant stepwise protocol gave access to precursor **97**, a macrocyclic diyne that underwent Diels-Alder reaction with a tetracyclone derivative **57** to afford the transient product **98** bearing hexaarylbenzene moieties. Finally, Scholl reaction with DDQ and TfOH resulted in the synthesis of [8]circulene derivative **99** with formation of a polycyclic twisted framework with a central eight-membered ring and hexabenzocoronene moieties (Scheme 26). This work demonstrated the applicability of the fold-in approach to large molecular nanocarbons containing an eight-membered ring.

2.2.1. Stone-Thrower-Wales rearrangements upon Scholl reactions. Many of the examples mentioned above show the versatility and critical importance of the Scholl reaction in the intramolecular synthesis of extended fused polycyclic frameworks. Although it enables the one-pot formation of new multiple carbon-carbon bonds *via* oxidative cyclodehydrogenations in an effective manner,^{106,107} bond-switch processes can lead to skeletal



Scheme 26 Synthesis of [8]circulene derivatives **99** consisting of 96 sp^2 carbon atoms.





Scheme 27 Stone–Thrower–Wales rearrangement of eight-membered rings.

rearrangements. After the first descriptions of such isomerization in graphite by Thrower,¹⁰⁸ and in fullerenes by Stone and Wales,¹⁰⁹ the so-called Stone–Thrower–Wales rearrangements have been observed in processes involving eight-membered rings (Scheme 27).^{110,111} The intrinsic curvature of PAHs induces strain in the fused product, and rearrangement reactions can take place, leading to unwanted products under Scholl reaction conditions. These consist of the transposition of two sp^2 -hybridized carbon atoms within a structure of other sp^2 atoms, and computational studies suggest that radical promoters might be involved.¹¹²

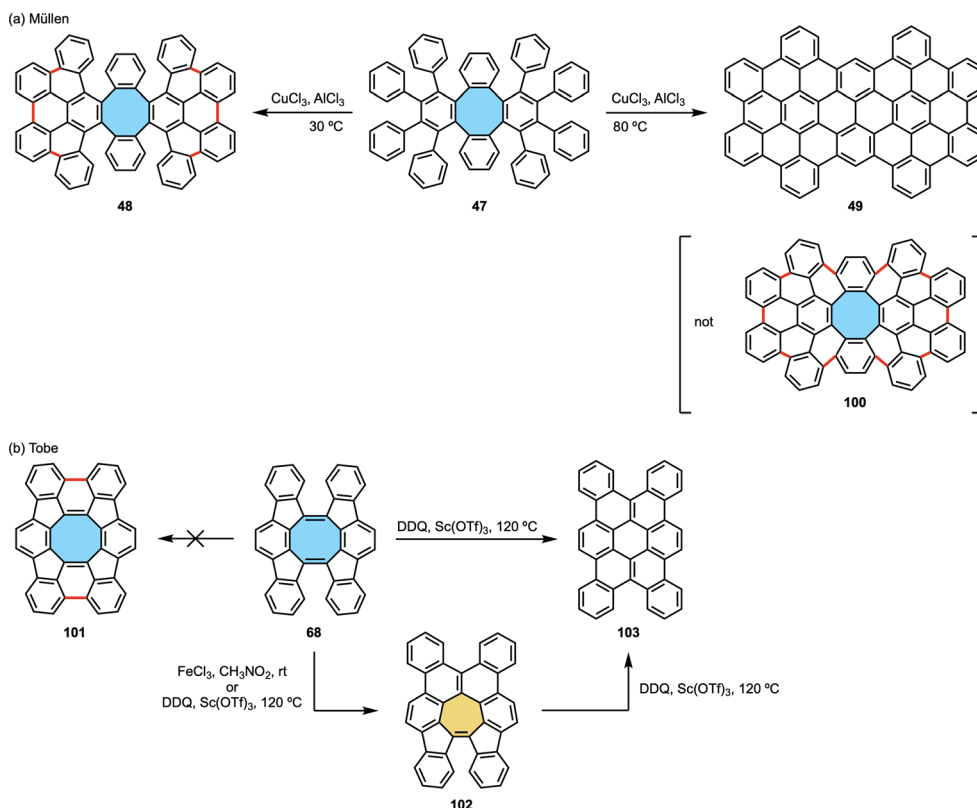
In their synthesis of octaphenyl-tetraphenylene by Diels–Alder reaction of bisalkyne **46** and tetracyclone **45** (*vide supra*, Scheme 16), Müllen and coworkers could only cyclize partially compound **47** along the external aryl rings creating 6 new carbon–carbon bonds under Scholl conditions to yield **48**.

When they attempted Scholl reaction under harsher conditions to achieve the fully fused octagon-containing product with 10 new C–C bonds **100**, skeletal rearrangements led to a fully-fused, fully-benzenoid product **49** (Scheme 28a).⁷⁴ As stated above, Miao and coworkers overcame the isomerization issue by introducing the naphthalene subunits into their compound.⁹⁹

After their [4 + 4] cyclodimerization towards twisted arene **68** comprising a cyclooctatetraene fused with two indenofluorene side wings (*vide supra*, Scheme 21b),⁸⁴ Tobe and coworkers reported an unexpected rearrangement under Scholl reaction conditions.¹¹³ Instead of a fully fused product with a central eight-membered core **101**, they obtained the polycyclic aromatic compound **102** bearing a seven-membered ring in the presence of $FeCl_3/CH_3NO_2$ at room temperature or $DDQ/Sc(OTf)_3$ at 80 °C. Upon treatment with $DDQ/Sc(OTf)_3$ at 120 °C, either the initial cyclooctatetraene **68** or the seven-membered ring compound **102** yielded a fully-benzenoid compound **103**, showing that a stepwise Stone–Thrower–Wales rearrangement might be involved (Scheme 28b).

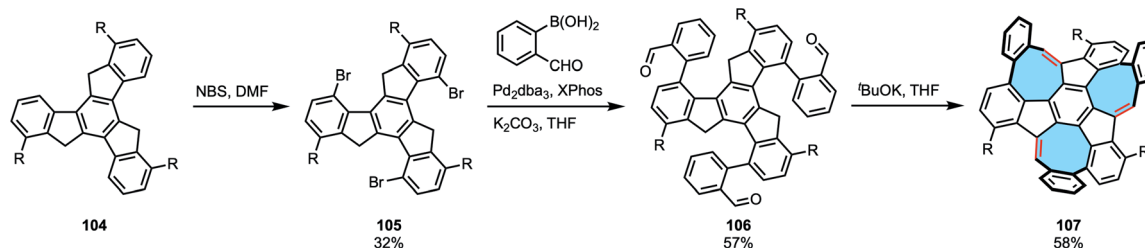
3 Towards extended sp^2 macrostructures with eight-membered rings: nanobelts, nanotubes, and porphyrin sheets

The strategies summarized above give bottom-up access to a plethora of more complex polycyclic macrostructures with



Scheme 28 Skeletal rearrangement examples of eight-membered rings (a) to fully-fused six-, and (b) to seven- and six-membered rings.





Scheme 29 Three-step synthetic strategy towards monkey saddle-shaped nanographene **107**.

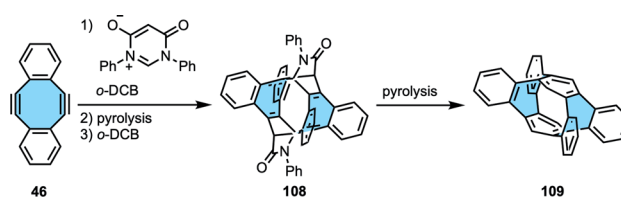
intriguing 3D frameworks. Mastalerz and coworkers chose a different approach in the synthesis of potential schwarzite building blocks. In 2020, instead of growing tetraphenylenes or [8]circulenes, they reported the first synthesis and characterization of a chiral monkey-saddle-shaped framework consisting of three eight-, three five- and seven six-membered rings **107**, as well as its triaza analog.^{114,115} The insertion of multiple different ring sizes causes odd warping in nanographenes that greatly modifies solubility, as well as the electronic and optical properties of the material.^{116,117} In addition, these grossly warped frameworks could become the building blocks of 3D π -surface macrostructures such as fully conjugated cages or carbon schwarzites, composed of embedded five- to eight-membered rings. The final product was obtained in a three steps procedure. Substrate truxene **104** underwent three-fold bromination in the cove regions, followed by three-fold Suzuki-Miyaura coupling with 2-formylphenylboronic acid. Subsequently, the three eight-membered rings were closed in basic conditions (Scheme 29). Interestingly, Mastalerz and coworkers were also the first ones to separate the two enantiomers, later studied by CD spectroscopy. X-ray diffraction study confirmed the monkey saddle structure and no clear π -stacking was observed, in agreement with the high solubility of the product. Campa a and coworkers have recently pushed the state-of-the art in the synthesis of extended tetraphenylenes by means of modifying the Diels-Alder cycloaddition protocol. Starting from dibenzocyclooctyne instead of dibenzocyclooctadienediyne, they accessed to non-symmetric curved PAHs that do not feature the eight-membered ring in the central position. The authors performed the chiral resolution and assigned the enantiomers of the studied the doubly distorted motif and its analogs.¹¹⁸

Carbon nanorings and nanobelts are other carbon allotropes that can benefit from tube-shaped eight-membered rings, since these cylindrical structures require building blocks that either are flexible or feature curvature to provide structural torsion in the structure.¹¹⁹ Wudl and coworkers imagined an elegant retrosynthetic analysis for the first synthesis of a benzannulated [2_n]cyclophane with more than two benzo bridges **109**. In this case, they started from dibenzocyclooctadiene-diyne **46** that would afford the novel benzo bridges in the final product [2₄]cyclophane (Scheme 30).¹²⁰ The eight-membered diyne underwent two-fold Diels-Alder addition, followed by pyrolysis and thermal extrusion of phenyl isocyanate to obtain a tetraphenylene derivative. Finally, dimerization and pyrolysis afforded cyclophane **109**, characterized by NMR and X-ray crystal

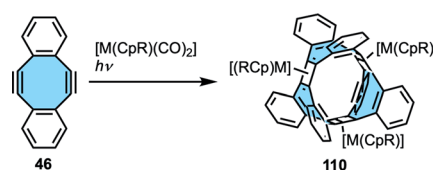
structure analyses that clearly displayed the saddle shape of each cyclooctatetraene unit.

In many cases, graphene nanoribbons tend to show low stability. One strategy to overcome this limitation present in rings composed of annulated benzene rings is to replace some planar rings by other moieties with boat conformation. For this reason, carbon-based nanostructures with negative curvatures that enhance the flexibility of the carbon skeleton are an interesting approach towards synthesis of belt-like systems. Gleiter and coworkers reported the first beltenes consisting of annulated conjugated four- and eight-membered rings.¹²¹ Irradiation of cyclooctadiyne **46** at 254 nm in the presence of different equivalents of cobalt complexes [Co(CpR)(CO)₂] afforded four new [4.8]₃cyclacenes **110** (Scheme 31). Mechanistic studies suggested a stepwise annulation of successive molecules of starting materials towards ring closure. X-ray crystal structure analyses confirmed the boat conformation of the eight-membered moieties with their benzene rings twisted out of the cyclobutadiene plane. In 2009, they extended the scope to rhodium derivatives, with all [4.8]₃cyclacene derivatives showing a conjugated belt-like shape.¹²²

Alternatively, Gleiter and coworkers explored the conjunction of eight- and six-membered rings to yield [6.8]₃cyclacenes **113**, the first example of purely hydrocarbon cyclacenes.^{123,124} While the synthesis of the four-membered ring containing belts

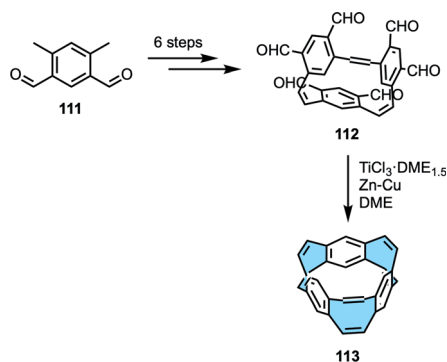


Scheme 30 Cyclophane **109** (tetrabenzannulated 1,2,4,5-cyclophane) by dimerization reaction.



Scheme 31 Cyclacenes by intramolecular ring closure.



Scheme 32 Synthesis of [6.8]₃cyclacenes via ring closure.

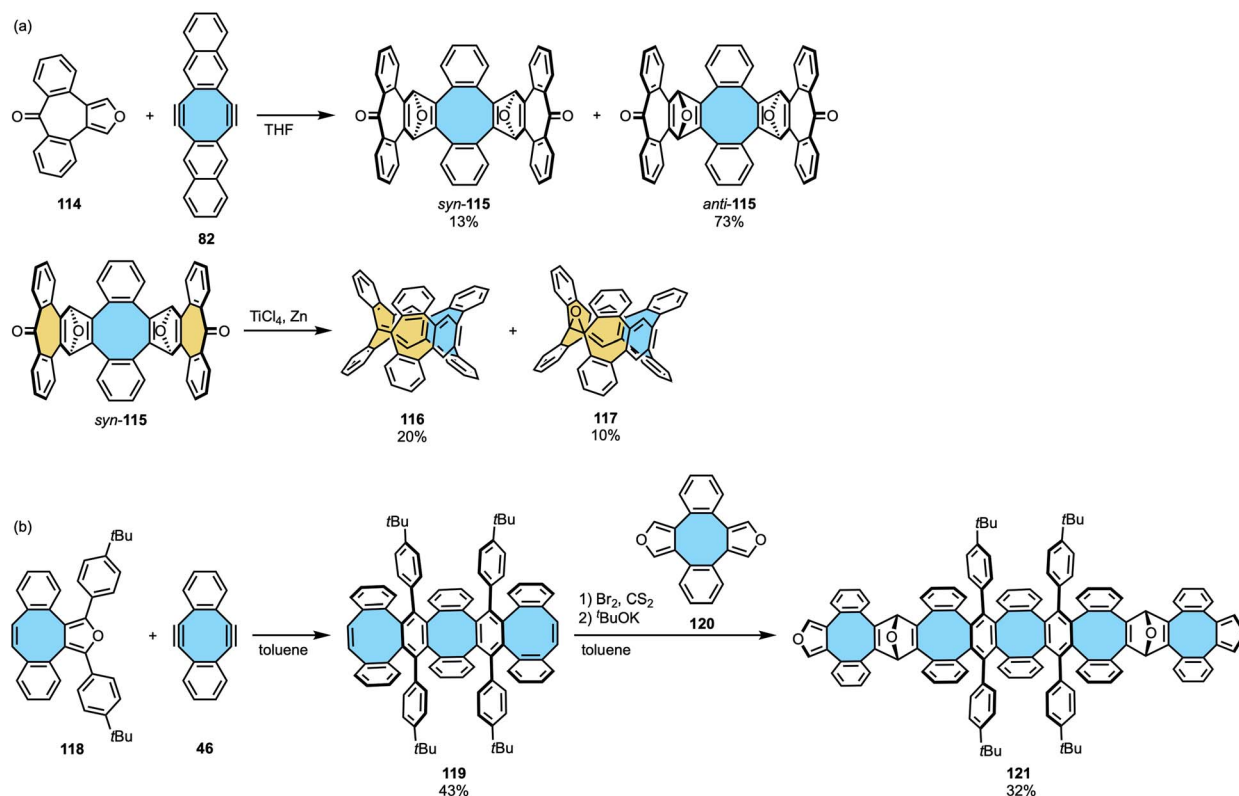
was one-pot, the ring closure of the benzene-octagon derivatives was obtained in a stepwise approach (Scheme 32).

The use of consecutive rings with inherent curvature to afford nanorings was as well the strategy followed by Miao and coworkers, inspired by previous approaches in the outward synthesis of pincer-shaped [8]circulene derivatives.^{72,73,97–99} The two-fold Diels–Alder cycloaddition of naphthannulated cyclooctadiyne **82** and a heptagon-containing furan **114** gave *syn*- and *anti*-addition products with seven- and an eight-membered rings along with the transient formation of bent endoepoxides (*syn*-**115** and *anti*-**115**, respectively) (Scheme 33a).¹²⁵ The *syn*-product with pincer-shaped geometry was isolated and utilized in the McMurry

reaction in the presence of TiCl₄/Zn to finally yield nanoring **116** that featured two seven- and one eight-membered rings.

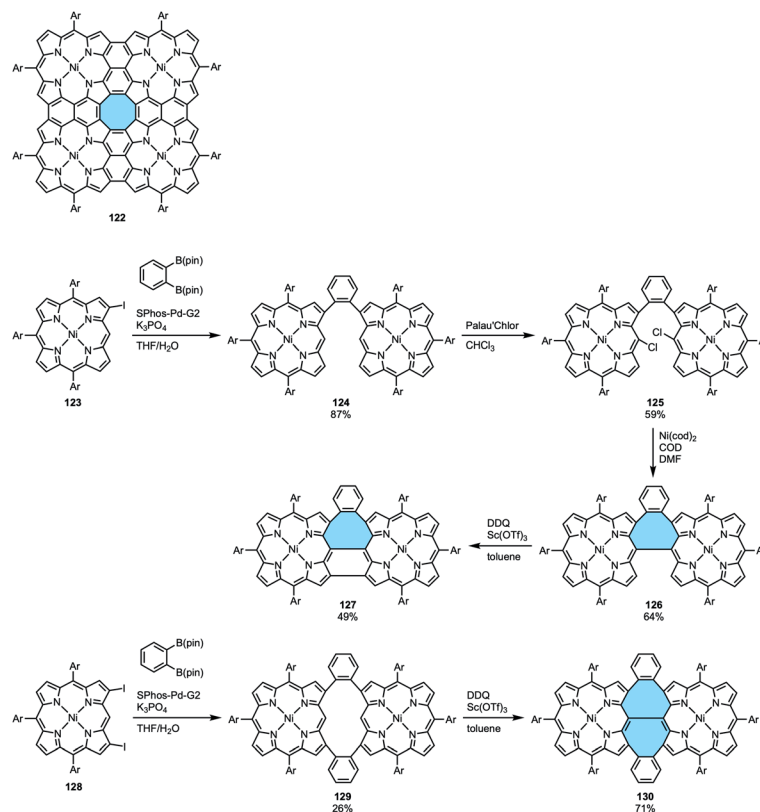
Further attempts by Chen and Miao to expand the stepwise Diels–Alder procedure to synthesize a fully-fused negatively-curved macrocyclic nanobelt did not give the target molecule. The two-fold Diels–Alder cycloaddition of Sondheimer–Wong diyne **46** with an octagon-containing cyclopentadienone **118** followed by *in situ* decarbonylation gave a nanographene featuring three eight-membered rings **119**. In the second step, *in situ* formation of the dialkyne adduct and treatment with cyclopentacycloocten-2-one **120** was expected to yield a nanobelt of alternately fused six- and eight-membered rings (Scheme 33b).¹²⁶ Instead, the additional two-fold Diels–Alder cycloaddition gave a pincer-shaped nanographene **121**.

Porphyrin tapes are an intriguing kind of linear arrays of PAHs that can have their properties tuned by embedding different heteroatoms or metals within their frameworks.¹²⁷ When porphyrin tapes are extended in tetrameric form, the so-called porphyrin sheets **122** are formed (Scheme 34a). In both cases, they consist of fully conjugated networks with highly planar structures, highlighting that tetrabenzotetraaza[8]circulene **95** are the central motif of porphyrin sheets **122**.^{128,129} In 2018, Fukui and Osuka reported a new member in the family of porphyrin-based macrostructures that displays structural curvature, the porphyrin arch-tapes. They followed an out-in approach from 2-iodo- and 2,18-diiodo-Ni^{II} porphyrin (**123** and **128**) to synthesize porphyrin arch-tapes **127** and **130** containing



Scheme 33 (a) Two-step synthesis of tetraphenylene-containing nanoring **116**; (b) synthetic attempts towards carbon nanobelts by sequential Diels–Alder cycloaddition.





Scheme 34 Eight-membered ring-containing curved porphyrin sheets.

one or two eight-membered rings, respectively (Scheme 34b).¹³⁰ The contorted structures were determined by X-ray crystal structure analyses, and DFT calculations showed that the more saddle-shaped the structure is, the electrochemical HOMO–LUMO gap becomes smaller.

4 Summary and outlook

To date, efforts in the synthesis of negatively curved carbon schwarzites and other sp^2 -carbon allotropes with mixed Gaussian curvature have been unsuccessful. One of the potential gates to access these challenging 3D frameworks might be the bottom-up approach, and in this review, we have summarized the main highlights and progress in the synthesis of saddle-shaped curved polycyclic structures bearing eight-membered rings.

The distortion introduced in carbon lattices by the presence of non-benzenoid rings – *e.g.* not only distancing them from planarity and forcing the warped π -backbones to retain the typical C–C bond distances, but also causing changes in connectivity – is significantly depending on the degree of contortion, and it grants these structures with unique physical and chemical properties when compared with planar analogs, such as greater solubility and flexibility, as well as higher fluorescence with larger HOMO–LUMO gaps, and bathochromic shifts in the absorption spectra.^{66,77,99,105,115–117,131} These features have led to the current trend among many research groups, as highlighted in this review, where there has been a great increase

in research publications that show new synthetic approaches to further advance in more challenging targets.

We envision new and innovative synthetic discoveries that enrich the field in the years to come, focusing in finding further applications for topographical curvatures in the preparation of optoelectronic devices, such as organic field-effect transistors (OFETs), organic light-emitting diodes (OLEDs), or organic photovoltaics (OPVs), as well as photovoltaics and sensors.

The directed and controlled synthesis of more complex octagon-containing negatively curved lattices will open new possibilities that will join those already existing that use other non-benzenoid rings, with special highlight on chiral PAHs and other tailor-made warped structures with chiroptical properties. In addition, combining the know-how on planar and non-planar networks, merging five-, seven-, eight-membered rings and beyond, could give way to prepare unprecedented and sophisticated π -conjugated nanocarbons, such as carbon nanobelts and nanocages, schwarzites (the aforementioned Mackay–Terrones crystals), fullerene dimers, toroidal carbon nanotubes with negative or mixed Gaussian curvatures.

As this research field matures and synthetic protocols establish with general and efficient large-scale strategies towards the commercial availability of curved nanocarbons, reports of larger and more exotic lattices should leave some room in the literature to adjacent studies. Examples of prospective research projects would address the fundamental understanding towards more rational structure–property relationships, such as mechanistic



investigations that unravel the role of structural dynamics in the chemical processes as well as the properties and performance of the curved topographies obtained in new and complex structures. New reports will appear in the literature with comprehensive evaluation of final-stage production, underlining the scientific and engineering novelty the materials discovered, and considering the life cycle assessments that examine the environmental impact of those technologies.

The strategies shown here would offer a fine inventory on the controlled synthesis of nanostructures that many researchers will likely employ as an introduction to the field or as an update in the state-of-the art of this exciting field.

Author contributions

K. I. and K. M. conceived the idea of the review and supervised the work. G. G. M. designed the structure of the article and conducted the bibliographic research. S. M. and H. K. contributed to an early draft, and G. G. M. wrote the manuscript. G. G. M. and S. M. made figures. All the authors participated in the revision of the manuscript.

Conflicts of interest

There are no conflicts to declare.

Acknowledgements

This work was supported by the ERATO program from JST (JPMJER1302 to K. I.), JSPS KAKENHI (grant numbers 19H05463 to K. I.). G. G. M. was the recipient of the JSPS Postdoctoral Fellowship for Research in Japan. ITbM is supported by the World Premier International Research Center (WPI) Initiative, Japan.

Notes and references

- Y. Segawa, D. R. Levine and K. Itami, *Acc. Chem. Res.*, 2019, **52**, 2760–2767, DOI: 10.1021/acs.accounts.9b00402.
- M. Stępień, E. Gońka, M. Żyła and N. Sprutta, *Chem. Rev.*, 2017, **117**, 3479–3716, DOI: 10.1021/acs.chemrev.6b00076.
- M. Rickhaus, M. Mayor and M. Jurićeka, *Chem. Soc. Rev.*, 2017, **46**, 1643–1660, DOI: 10.1039/c6cs00623j.
- G. V. Baryshnikov, R. R. Valiev, B. F. Minaev and H. Ågren, *Dyes Pigm.*, 2018, **151**, 372–379, DOI: 10.1016/j.dyepig.2018.01.013.
- K. Kim, T. Lee, Y. Kwon, Y. Seo, J. Song, J. K. Park, H. Lee, H. J. Y. Park, H. Ihee, S. J. Cho and R. Ryoo, *Nature*, 2016, **535**, 131–135, DOI: 10.1038/nature18284.
- E. Braun, Y. Lee, S. M. Moosavi, S. Barthel, R. Mercado, I. A. Baburin, D. M. Proserpio and B. Smit, *Proc. Natl. Acad. Sci. U.S.A.*, 2018, **115**, E8116, DOI: 10.1073/pnas.1805062115.
- H. Gong, J. Liu, K. Xu, J. Wu and Y. Li, *Soft Matter*, 2020, **16**, 4324–4338, DOI: 10.1039/d0sm00136h.
- L. Mackay and H. Terrones, *Nature*, 1991, **352**, 762, DOI: 10.1038/352762a0.
- H. A. Schwarz, *Gesammelte Mathematische Abhandlungen*, Springer, Berlin, 1890, DOI: 10.1007/978-3-642-50665-9.
- Y. Segawa, H. Ito and K. Itami, *Nat. Rev. Mater.*, 2016, **1**, 15002, DOI: 10.1038/natrevmats.2015.2.
- A. Bharat, R. Bhola, T. Bally, A. Valente, M. K. Cyrański, Ł. Dobrzycki, S. M. Spain, P. Rempala, M. R. Chin and B. T. King, *Angew. Chem., Int. Ed.*, 2010, **49**, 399–402, DOI: 10.1002/anie.200905633.
- W. E. Barth and R. G. Lawton, *J. Am. Chem. Soc.*, 1966, **88**, 380–381, DOI: 10.1021/ja00954a049.
- V. M. Tsefrikas and L. T. Scott, *Chem. Rev.*, 2006, **106**, 4868–4884, DOI: 10.1021/cr050553y.
- Y.-T. Wu and J. S. Siegel, *Chem. Rev.*, 2006, **106**, 4843–4867, DOI: 10.1021/cr050554q.
- R. Scholl and K. Meyer, *Ber. Dtsch. Chem. Ges.*, 1932, **65**, 902–915, DOI: 10.1002/cber.19320650546.
- K. Yamamoto, T. Harada, M. Nakazaki, T. Naka, Y. Kai, S. Harada and N. Kasai, *J. Am. Chem. Soc.*, 1983, **105**, 7171–7172, DOI: 10.1021/ja00362a025.
- Chaolumen, I. A. Stepek, K. Yamada, H. Ito and K. Itami, *Angew. Chem., Int. Ed.*, 2021, **60**, 20–27, DOI: 10.1002/anie.202100260.
- K. Y. Chernichenko, V. V. Sumerin, R. V. Shpanchenko, E. S. Balenkova and V. G. Nenajdenko, *Angew. Chem., Int. Ed.*, 2006, **45**, 7367–7370, DOI: 10.1002/anie.200602190.
- B. Thulin and O. Wennerstrom, *Acta Chem. Scand., Ser. B*, 1976, **30**, 369–370, DOI: 10.3891/acta.chem.scand.30b-0369.
- R. Salcedo, L. E. Sansores, A. Picazo, L. Sansón and J. Mol, *Struct.: THEOCHEM*, 2004, **678**, 211–215, DOI: 10.1016/j.theochem.2004.03.020.
- E. Clar, *Polycyclic Hydrocarbons*. Springer-Verlag, Berlin, Heidelberg, 1964, vol. 1 & 2. DOI: 10.1007/978-3-662-01665-7, 10.1007/978-3-662-01668-8.
- E. Clar, *The Aromatic Sextet*, John Wiley & Sons, London, 1972. DOI: 10.1002/zfch.19730130531.
- E. Hückel, *Z. Phys.*, 1931, **70**, 204–286, DOI: 10.1007/bf01339530.
- C. Hägele, E. Wuckert, S. Laschat and F. Giesselmann, *ChemPhysChem*, 2009, **10**, 1291–1298, DOI: 10.1002/cphc.200900090.
- E. Wuckert, C. Hägele, F. Giesselmann, A. Baro and S. Laschat, *Beilstein J. Org. Chem.*, 2009, **5**, 57–64, DOI: 10.3762/bjoc.5.57.
- C. K. Hau, S. S. Y. Chui, W. Lu, C. M. Che, P. S. Cheng, T. C. M. Mark, Q. Miao and H. N. C. Wong, *Chem. Sci.*, 2011, **2**, 1068–1075, DOI: 10.1039/C1SC00053E.
- R. Rathore, P. Le Magueres, S. V. Lindeman and J. K. Kochi, *Angew. Chem., Int. Ed.*, 2000, **39**, 809–812, DOI: 10.1002/(sici)1521-3773(20000218)39:4<809::aid-anie809>3.0.co;2-6.
- H.-Y. Peng, C.-K. Lam, T. C. W. Mak, Z. Cai, W.-T. Ma, Y.-X. Li and H. N. C. Wong, *J. Am. Chem. Soc.*, 2005, **127**, 9603–9611, DOI: 10.1021/ja051013l.
- G.-L. Chai, B. Zhu and J. Chang, *J. Org. Chem.*, 2019, **84**, 120–127, DOI: 10.1021/acs.joc.8b02475.
- A. Rajca and S. Rajca, *Angew. Chem., Int. Ed.*, 2010, **49**, 672–674, DOI: 10.1002/anie.200905421.



- 31 G.-L. Chai, J.-W. Han and H. N. C. Wong, *Synthesis*, 2017, **49**, 181–187, DOI: 10.1021/jo802061p.
- 32 C.-K. Hau, H. He, A. W. M. Lee, D. T. W. Chik, Z. Cai and H. N. C. Wong, *Tetrahedron*, 2010, **66**, 9860–9874, DOI: 10.1016/j.tet.2010.10.064.
- 33 G.-L. Chai, Y. Qiao, P. Zhang, R. Guo, J. Wang and J. Chang, *Org. Lett.*, 2020, **22**, 8023–8027, DOI: 10.1021/acs.orglett.0c02978.
- 34 T. Hensel, N. N. Andersen, M. Plesner and M. Pittelkow, *Synlett*, 2016, **27**, 498–525, DOI: 10.1055/s-0035-1560524.
- 35 H. Erdtman and H.-E. Högborg, *Tetrahedron Lett.*, 1970, **11**, 3389–3392, DOI: 10.1016/S0040-4039(01)98484-9.
- 36 F. Wang, X.-C. Li, W.-Y. Lai, Y. Chen, W. Huang and F. Wudl, *Org. Lett.*, 2014, **16**, 2942–2945, DOI: 10.1021/ol501083d.
- 37 W. S. Rapson, R. G. Shuttleworth and J. N. Van Niekerk, *J. Chem. Soc.*, 1943, 326–327, DOI: 10.1039/jr9430000326.
- 38 G. Wittig and G. Klar, *Justus Liebigs Ann. Chem.*, 1967, **704**, 91–108, DOI: 10.1002/jlac.19677040108.
- 39 C. W. Lai, C. K. Lam, H. K. Lee, T. C. W. Mak and H. N. C. Wong, *Org. Lett.*, 2003, **5**, 823–826, DOI: 10.1021/ol020253s.
- 40 A.-H. Wu, C.-K. Hau and H. N. C. Wong, *Adv. Synth. Catal.*, 2007, **349**, 601–608, DOI: 10.1002/adsc.200600499.
- 41 H. Huang, C.-K. Hau, C. C. M. Law and H. N. C. Wong, *Org. Biomol. Chem.*, 2009, **7**, 1249–1257, DOI: 10.1039/b818029f.
- 42 A. Rajca, A. Safronov, S. Rajca and J. Wongsriratanakul, *J. Am. Chem. Soc.*, 2000, **122**, 3351–3357, DOI: 10.1021/ja993286k.
- 43 H. Kaku, A. Mitarai, N. Okamoto, K. Tanaka, S. Ichikawa, T. Yamamoto, M. Inai, T. Nishii, M. Horikawa and T. Tsunoda, *Eur. J. Org. Chem.*, 2018, 6991–6999, DOI: 10.1002/ejoc.201801422.
- 44 S. M. H. Kabir and M. Iyoda, *Synthesis*, 2000, **13**, 1839–1842, DOI: 10.1055/s-2000-8239.
- 45 S. M. H. Kabir, M. Hasegawa, Y. Kuwatani, M. Yoshida, H. Matsuyama and M. Iyoda, *J. Chem. Soc., Perkin Trans. 1*, 2001, 159–165, DOI: 10.1039/b006375o.
- 46 J.-F. Cui, C. Chen, X. Gao, Z.-W. Cai, J.-H. Han and H. N. C. Wong, *Helv. Chim. Acta*, 2012, **95**, 2604–2620, DOI: 10.1002/hlca.201200485.
- 47 J.-X. Chen, J.-W. Han and H. N. C. Wong, *Org. Lett.*, 2015, **17**, 4296–4299, DOI: 10.1021/acs.orglett.5b02102.
- 48 Y. Zhang, J. Han and Z.-J. Liu, *J. Org. Chem.*, 2016, **81**, 1317–1323, DOI: 10.1021/acs.joc.5b02255.
- 49 K. Ouyang and Z. Xi, *Chin. Chin. J. Catal.*, 2015, **36**, 24–32, DOI: 10.1016/S1872-2067(14)60201-1.
- 50 X. Li, J.-W. Han and H. N. C. Wong, *Asian. J. Org. Chem.*, 2016, **5**, 74–81, DOI: 10.1002/ajoc.201500327.
- 51 M. Shibata, H. Ito and K. Itami, *Chem. Lett.*, 2017, **46**, 1701–1704, DOI: 10.1246/cl.170723.
- 52 H. Jiang, Y. Zhang, D. Chen, B. Zhou and Y. Zhang, *Org. Lett.*, 2016, **18**, 2032–2035, DOI: 10.1021/acs.orglett.6b00641.
- 53 C. Zhu, Y. Zhao, D. Wang, W.-Y. Sun and Z. Shi, *Sci. Rep.*, 2016, **6**, 33131, DOI: 10.1038/srep33131.
- 54 D. F. Lindow and L. Friedman, *J. Am. Chem. Soc.*, 1967, **89**, 1271–1272, DOI: 10.1021/ja00981a046.
- 55 J. Chatt, R. G. Guy and H. R. Watson, *J. Chem. Soc.*, 1961, 2332–2335, DOI: 10.1039/jr9610002332.
- 56 H. Schwager, S. Spyroudis and K. P. C. Vollhardt, *J. Organomet. Chem.*, 1990, **382**, 191–200, DOI: 10.1016/0022-328x(90)85227-P.
- 57 J. J. Eisch, A. M. Piotrowski and K. I. Han, *Organometallics*, 1985, **4**, 224–231, DOI: 10.1021/om00121a003.
- 58 B. L. Edelbach, R. J. Lachicotte and W. D. Jones, *J. Am. Chem. Soc.*, 1998, **120**, 2843–2853, DOI: 10.1021/ja973368d.
- 59 N. Simhai, C. N. Iverson, B. L. Edelbach and W. D. Jones, *Organometallics*, 2001, **20**, 2759–2766, DOI: 10.1021/om010111m.
- 60 T. Schaub and U. Radius, *Chem. –Eur. J.*, 2005, **11**, 5024–5030, DOI: 10.1002/chem.200500231.
- 61 T. V. V. Ramakrishna and P. R. Sharp, *Organometallics*, 2004, **23**, 3079–3081, DOI: 10.1021/om0497590.
- 62 R. Beck and S. A. Johnson, *Chem. Commun.*, 2011, **47**, 9233–9235, DOI: 10.1039/c1cc12657a.
- 63 J. R. Bour, N. M. Camasso, E. A. Meucci, J. W. Kampf, A. J. Canty and M. S. Sanford, *J. Am. Chem. Soc.*, 2016, **138**, 16105–16111, DOI: 10.1021/jacs.6b10350.
- 64 G. Karig, M.-T. Moon, N. Thasana and T. Gallagher, *Org. Lett.*, 2002, **4**, 3115–3118, DOI: 10.1021/ol026426v.
- 65 D. Masselot, J. P. H. Charmant and T. Gallagher, *J. Am. Chem. Soc.*, 2006, **128**, 694–695, DOI: 10.1021/ja056964d.
- 66 F. Schlütter, T. Nishiuchi, V. Enkelmann and K. Müllen, *Angew. Chem., Int. Ed.*, 2014, **53**, 1538–1542, DOI: 10.1002/anie.201309324.
- 67 S. Matsubara, Y. Koga, Y. Segawa, K. Murakami and K. Itami, *Nat. Catal.*, 2020, **3**, 710–718, DOI: 10.1038/s41929-020-0487-0.
- 68 H. N. C. Wong, P. J. Garratt and F. Sondheimer, *J. Am. Chem. Soc.*, 1974, **96**, 5604–5605, DOI: 10.1021/ja00824a066.
- 69 S. Kawai, H. Sang, L. Kantorovich, K. Takahashi, K. Nozaki and S. Ito, *Angew. Chem., Int. Ed.*, 2020, **59**, 10842–10847, DOI: 10.1002/anie.202001268.
- 70 Y.-D. Xing and N. Z. Huang, *J. Org. Chem.*, 1982, **47**, 140–142, DOI: 10.1021/jo00340a030.
- 71 H. N. C. Wong and F. Sondheimer, *Angew. Chem., Int. Ed.*, 1976, **15**, 117–118, DOI: 10.1002/anie.197601172.
- 72 H. N. C. Wong and F. Sondheimer, *Tetrahedron*, 1981, **37**, 99–109, DOI: 10.1016/0040-4020(81)85045-4.
- 73 Y.-M. Man, T. C. W. Mak and H. N. C. Wong, *J. Org. Chem.*, 1990, **55**, 3214–3221, DOI: 10.1021/jo00297a043.
- 74 M. Müller, V. S. Iyer, C. Kübel, V. Enkelmann and K. Müllen, *Angew. Chem., Int. Ed. Engl.*, 1997, **36**, 1607–1610, DOI: 10.1002/anie.199716071.
- 75 E. L. Elliott, A. Orita, D. Hasegawa, P. Gantzel, J. Otera and J. S. Siegel, *Org. Biomol. Chem.*, 2005, **3**, 581–583, DOI: 10.1039/b416820h.
- 76 A. Sygula, F. R. Fronczek, R. Sygula, P. W. Rabideau and M. M. Olmstead, *J. Am. Chem. Soc.*, 2007, **129**, 3842–3843, DOI: 10.1021/ja070616p.
- 77 J. Urieta-Mora, M. Krug, W. Alex, J. Perles, I. Fernández, A. Molina-Ontoria, D. M. Guldi and N. Martín, *J. Am.*



- Chem. Soc.*, 2020, **142**, 4162–4172, DOI: 10.1021/jacs.9b10203.
- 78 T. Shibata, T. Chiba, H. Hirashima, Y. Ueno and K. Endo, *Angew. Chem., Int. Ed.*, 2009, **48**, 8066–8069, DOI: 10.1002/anie.200903715.
- 79 T. Shibata, T. Uchiyama, H. Hirashima and K. Endo, *Pure Appl. Chem.*, 2011, **83**, 597–605, DOI: 10.1351/PAC-CON-10-09-03.
- 80 T. Shibata, M. Fujimoto, H. Hirashima, T. Chiba and K. Endo, *Synthesis*, 2012, **44**, 3269–3284, DOI: 10.1055/s-0032-1316793.
- 81 L. Yang, H. Matsuyama, S. Zhang, M. Terada and T. Jin, *Org. Lett.*, 2020, **22**, 5121–5125, DOI: 10.1021/acs.orglett.0c01725.
- 82 B. Ejlli, P. Nußbaum, F. Rominger, J. Freudenberger, U. H. F. Bunz and K. Müllen, *Angew. Chem., Int. Ed.*, 2021, **60**, 20220–20224, DOI: 10.1002/anie.202106233.
- 83 U. Simmross and K. Müllen, *Chem. Ber.*, 1993, **126**, 969–973, DOI: 10.1002/cber.19931260418.
- 84 S. Nobusue and Y. Tobe, *Synlett*, 2016, **27**, 2140–2144, DOI: 10.1055/s-0035-1562361.
- 85 K. Mouri, S. Saito and S. Yamaguchi, *Angew. Chem., Int. Ed.*, 2012, **51**, 5971–5979, DOI: 10.1002/anie.201201265.
- 86 S. Ma and E. i. Negishi, *J. Org. Chem.*, 1994, **59**, 4730–4732, DOI: 10.1021/jo00096a011.
- 87 Y. Wang and Z.-X. Yu, *Acc. Chem. Res.*, 2015, **48**(8), 2288–2296, DOI: 10.1021/acs.accounts.5b00037.
- 88 S. R. Gilbertson and B. DeBoef, *J. Am. Chem. Soc.*, 2002, **124**, 8784–8785, DOI: 10.1021/ja026536x.
- 89 T. J. A. Corrie, L. T. Ball, C. A. Russell and G. C. Lloyd-Jones, *J. Am. Chem. Soc.*, 2017, **139**, 245–254, DOI: 10.1021/jacs.6b10018.
- 90 A. Michaut and J. Rodriguez, *Angew. Chem., Int. Ed.*, 2006, **45**, 5740–5750, DOI: 10.1002/anie.200600787.
- 91 M. S. Kirillova, M. E. Muratore, R. Dorel and A. M. Echavarren, *J. Am. Chem. Soc.*, 2016, **138**, 3671–3674, DOI: 10.1021/jacs.6b01428.
- 92 C. t. Grotenhuis, N. van den Heuvel, J. I. van der Vlugt and B. de Bruin, *Angew. Chem., Int. Ed.*, 2018, **57**, 140–145, DOI: 10.1002/anie.201711028.
- 93 M. Zhou, M. Lankelma, J. I. van der Vlugt and B. de Bruin, *Angew. Chem., Int. Ed.*, 2020, **59**, 11073–11079, DOI: 10.1002/anie.202002674.
- 94 C.-N. Feng, M.-Y. Kuo and Y.-T. Wu, *Angew. Chem., Int. Ed.*, 2013, **52**, 7791–7794, DOI: 10.1002/anie.201303875.
- 95 C.-N. Feng, W.-C. Hsu, J.-Y. Li, M.-Y. Kuo and Y.-T. Wu, *Chem. –Eur. J.*, 2016, **22**, 9198–9208, DOI: 10.1002/chem.201600124.
- 96 Y. Sakamoto and T. Suzuki, *J. Am. Chem. Soc.*, 2013, **135**, 14074–14077, DOI: 10.1021/ja407842z.
- 97 R. W. Miller, A. K. Duncan, S. T. Schneedeli, D. L. Gray and A. C. Whalley, *Chem. –Eur. J.*, 2014, **20**, 3705–3711, DOI: 10.1002/chem.201304657.
- 98 R. W. Miller, S. E. Averill, S. J. Van Wyck and A. C. Whalley, *J. Org. Chem.*, 2016, **81**(23), 12001–12005, DOI: 10.1021/acs.joc.6b02244.
- 99 S. H. Pun, Y. Wang, M. Chu, C. K. Chan, Y. Li, Z. Liu and Q. Miao, *J. Am. Chem. Soc.*, 2019, **141**, 9680–9686, DOI: 10.1021/jacs.9b03910.
- 100 S. H. Pun, C. K. Chan, Z. Liu and Q. Miao, *Org. Mat*, 2020, **3**, 248–252, DOI: 10.1021/jacs.9b03910.
- 101 D. Myśliwiec and M. Stępień, *Angew. Chem., Int. Ed.*, 2013, **52**, 1713–1717, DOI: 10.1002/anie.201208547.
- 102 M. Kondratowicz, D. Myśliwiec, T. Lis and M. Stępień, *Chem. –Eur. J.*, 2014, **20**, 14981–14985, DOI: 10.1002/chem.201404470.
- 103 T. Thulin and O. Wennerström, *Tetrahedron Lett.*, 1977, **18**, 929–930, DOI: 10.1016/S0040-4039(01)92794-7.
- 104 F. Chen, Y. S. Hong, S. Shimizu, D. Kim, T. Tanaka and A. Osuka, *Angew. Chem., Int. Ed.*, 2015, **54**, 10639–10642, DOI: 10.1002/anie.201505124.
- 105 K. Y. Cheung, C. K. Chan, Z. Liu and Q. Miao, *Angew. Chem., Int. Ed.*, 2017, **56**, 9003–9007, DOI: 10.1002/anie.201703754.
- 106 R. Scholl and J. Mansfeld, *Ber. Dtsch. Chem. Ges.*, 1910, **43**, 1734–1746, DOI: 10.1002/cber.19100430288.
- 107 R. Scholl, C. Seer and R. Weitzenböck, *Ber. Dtsch. Chem. Ges.*, 1910, **43**, 2202–2209, DOI: 10.1002/cber.191004302175.
- 108 P. A. Thrower, The study of defects in graphite by transmission electron microscopy, in *Chemistry and Physics of Carbon*. Marcel Dekker, New York, 1969, vol 5, pp. 217–320.
- 109 A. J. Stone and D. J. Wales, *Chem. Phys. Lett.*, 1986, **128**, 501–503, DOI: 10.1016/0009-2614(86)80661-3.
- 110 E. Brayfindley, E. E. Irace, C. Castro and W. L. Karney, *J. Org. Chem.*, 2015, **80**, 3825–3831, DOI: 10.1021/acs.joc.5b00066.
- 111 P. I. Dosa, Z. Gu, D. Hager, W. L. Karney and K. P. C. Vollhardt, *Chem. Commun.*, 2009, 1967–1969, DOI: 10.1039/b902648g.
- 112 R. W. Alder and J. N. Harvey, *J. Am. Chem. Soc.*, 2004, **126**, 2490–2494, DOI: 10.1021/ja039389r.
- 113 S. Nobusue, K. Fujita and Y. Tobe, *Org. Lett.*, 2017, **19**, 3227–3230, DOI: 10.1021/acs.orglett.7b01341.
- 114 T. Kirschbaum, F. Rominger and M. Mastalerz, *Angew. Chem., Int. Ed.*, 2020, **59**, 270–274, DOI: 10.1002/anie.201912213.
- 115 T. Kirschbaum, F. Rominger and M. Mastalerz, *Chem. –Eur. J.*, 2020, **26**, 14560–14564, DOI: 10.1002/chem.202002826.
- 116 K. Kawasumi, Q. Zhang, Y. Segawa, L. T. Scott and K. Itami, *Nat. Chem.*, 2013, **5**, 739–744, DOI: 10.1038/nchem.1704.
- 117 K. Y. Cheung, X. Xu and Q. Miao, *J. Am. Chem. Soc.*, 2015, **137**, 3910–3914, DOI: 10.1021/jacs.5b00403.
- 118 M. A. Medel, R. Tapia, V. Blanco, D. Miguel, S. P. Morcillo and A. G. Campaña, *Angew. Chem., Int. Ed.*, 2021, **60**, 6094–6100, DOI: 10.1002/anie.202015368.
- 119 K. Y. Cheung, Y. Segawa and K. Itami, *Chem. –Eur. J.*, 2020, **26**(26), 14791–14801, DOI: 10.1002/chem.202002316.
- 120 M. Brettreich, M. Bendikov, S. Chaffins, D. F. Perepichka, O. Dautel, H. Duong, R. Helgeson and F. Wudl, *Angew. Chem., Int. Ed.*, 2002, **41**, 3688–3691, DOI: 10.1002/1521-3773(20021004)41:19<3688::aid-anie3688>3.0.co;2-q.
- 121 B. Hellbach, F. Rominger and R. Gleiter, *Angew. Chem., Int. Ed.*, 2004, **43**, 5846–5849, DOI: 10.1002/anie.200460772.



- 122 S. C. Kornmayer, B. Hellbach, F. Rominger and R. Gleiter, *Chem. –Eur. J.*, 2009, **15**, 3380–3389, DOI: 10.1002/chem.200802455.
- 123 B. Esser, F. Rominger and R. Gleiter, *J. Am. Chem. Soc.*, 2008, **130**, 6716–6717, DOI: 10.1021/ja801918n.
- 124 B. Esser, A. Bandyopadhyay, F. Rominger and R. Gleiter, *Chem. –Eur. J.*, 2009, **15**, 3368–3379, DOI: 10.1002/chem.200802297.
- 125 K. Y. Cheung, S. Yang and Q. Miao, *Org. Chem. Front.*, 2017, **4**, 699–703, DOI: 10.1039/c6qo00828c.
- 126 H. Chen and Q. Miao, *ChemPlusChem*, 2019, **84**, 627–629, DOI: 10.1002/cplu.201900073.
- 127 T. Tanaka and A. Osuka, *Chem. –Eur. J.*, 2018, **24**, 17188–17200, DOI: 10.1002/chem.201802810.
- 128 Y. Nakamura, S. Y. Jang, T. Tanaka, N. Aratani, J. M. Lim, K. S. Kim, D. Kim and A. Osuka, *Chem. –Eur. J.*, 2008, **14**, 8279–8289, DOI: 10.1002/chem.200800776.
- 129 Y. Nakamura, N. Aratani, H. Shinokubo, A. Takagi, T. Kawai, T. Matsumoto, Z. S. Yoon, D. Y. Kim, T. K. Ahn, D. Kim, A. Muranaka, N. Kobayashi and A. Osuka, *J. Am. Chem. Soc.*, 2006, **128**, 4119–4127, DOI: 10.1021/ja057812l.
- 130 N. Fukui and A. Osuka, *Angew. Chem., Int. Ed.*, 2018, **57**, 6304–6308, DOI: 10.1002/anie.201802494.
- 131 A. Bedi and O. Gidron, *Acc. Chem. Res.*, 2019, **52**, 2482–2490, DOI: 10.1021/acs.accounts.9b00271.

