

Cite this: *Chem. Sci.*, 2023, 14, 4449

All publication charges for this article have been paid for by the Royal Society of Chemistry

Received 22nd January 2023  
Accepted 4th April 2023

DOI: 10.1039/d3sc00388d

rsc.li/chemical-science

# Light-induced homolysis of copper(II)-complexes – a perspective for photocatalysis

Alexander Reichle and Oliver Reiser \*

Over the past decade, photocatalysis has developed into a powerful strategy for the selective functionalization of molecules through radical intermediates. Besides the well-established iridium- or ruthenium-based photocatalysts, which ideally fulfill the requirements for a photocatalyst, such as long excited-state lifetimes and photostability, the shift towards earth-abundant metal-based photocatalysts has so far been less explored. The concept of light-induced homolysis (LIH) for generating radicals has recently gained significant interest as a new platform for inducing photoreactions with earth-abundant 3d-metal complexes despite only having excited-state lifetimes in the low nanosecond range or even below. Cu(II)-complexes play a prominent role in exploiting this concept, which will be discussed by showcasing recent developments in organic synthesis with a view to identifying the future prospects of this growing field.

## 1. Introduction

Finding new ways to construct and break chemical bonds in simple operations is an essential task for synthetic chemists. The development of catalytic methods for the activation of small molecules is therefore of great interest for the utilization of resources and feedstocks in a sustainable way. In recent years, visible light photocatalysis has become a powerful tool enabling synthetic transformations.<sup>1</sup> Being one of the latest disciplines in organic chemistry, the success and development of this field was proposed as early as 1912 by the Italian chemist G. Ciamician as a vision for truly green synthetic chemistry.<sup>2</sup>

Classical chemical bond formation occurs in the simplest case through an ionic pathway between electrophiles and nucleophiles. Despite the previous knowledge of methods to construct new chemical bonds using radical species, the lack of selectivity associated with the relatively harsh conditions necessary to generate such species hampered the development of sustainable radical pathways for organic synthesis<sup>3</sup> despite impressive developments in this area.<sup>4</sup> With the recent progress in harnessing light as an alternative to thermal treatment, a broad variety of radicals have become accessible offering new routes for the design of organic syntheses. As the principal photocatalysts that serve this purpose, precious heavy transition-metal polypyridinyl complexes based on iridium and ruthenium were arguably most widely employed. Such metal-based complexes possess excellent properties such as long excited-state lifetimes, high absorption coefficients in the visible range of the electromagnetic spectrum, and high

oxidation and reduction potentials that are required to activate substrates *via* single electron transfer (SET) events. Nonetheless, they are disadvantageous in terms of sustainability and abundance.<sup>5</sup> Therefore, shifting the focus from expensive Ir- and Ru-based photocatalysts to more abundant and environmentally benign 3d-metals like Cu, Fe, Co, Ni, or Mn has gained significant interest (Fig. 1).<sup>6,7</sup>

However, the generally ultrashort excited-state lifetimes of such metal complexes in the pico- or at best in the low nanosecond range<sup>8</sup> make bimolecular processes *via* an outer-sphere mechanism unlikely. Nevertheless, homo- and heteroleptic copper(I)-complexes could be designed with excited-state lifetimes in the high nano- and even microsecond ranges. These

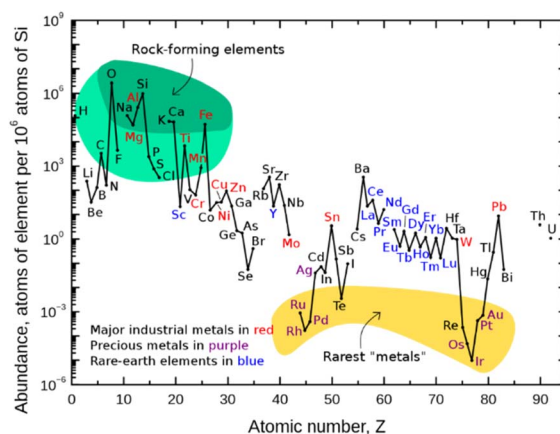


Fig. 1 Abundance (atomic fraction) of the chemical elements in the Earth's upper continental crust as a function of atomic number. (Figure adapted from ref. <sup>5</sup>, Creative Commons, public domain.)

Institute of Organic Chemistry, University of Regensburg, 93053 Regensburg, Germany.  
E-mail: oliver.reiser@chemie.uni-regensburg.de

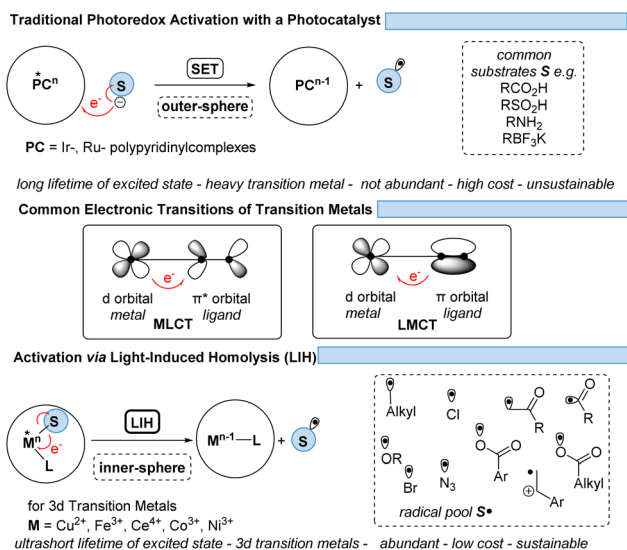
could be successfully employed in synthetic transformations invoking single electron transfer (SET) from Cu(I)\* to Cu(II) along with the reduction of a substrate,<sup>9,10</sup> echoing the chemical behavior known from Ru(II)- or Ir(III)-complexes in oxidative quenching cycles. In turn, the complementary reductive quenching cycles which are common for ruthenium (Ru(II)\* to Ru(I)) or iridium (Ir(III)\* to Ir(II)) (Scheme 1) are scarce for copper(I) complexes (Cu(I)\* to Cu(0)).<sup>11,12</sup> Likewise, Cu(II)-complexes that undergo photoinduced outer-sphere SET to give rise to Cu(I) and an oxidized substrate have not been exploited, reflecting the comparatively weak oxidation potential of Cu(II) for such transitions. One alternative to utilizing Cu(II) as a photocatalyst is the concept of light-induced homolysis (LIH), which is typically initiated by a ligand-to-metal charge transfer (LMCT) transition: upon excitation of a Cu(II)-substrate complex, Cu(II)-S, a homolytic dissociation to Cu(I) occurs and a substrate radical S• is formed which can be the starting point for subsequent synthetic transformations. The required Cu(II)-substrate complex can be formed by a simple ligand exchange reaction with a nucleophilic substrate and a suitable Cu(II)-precursor. Thus, the overall process is equivalent to the one-electron oxidation of the nucleophile. Such activation is advantageous because of the high chemoselectivity of the photochemical process since precoordination of the substrate is required. 3d metals are generally very efficient in coordinating diverse nucleophiles, with ample opportunity for tuning by appropriate choice of metal and ligands. Copper(II) – being the focus of this review – has been the most commonly applied 3d-metal for this reaction mode,<sup>13</sup> which is most likely also operating in thermal oxidation of substrates.<sup>14</sup> Nevertheless, other 3d-metals such as Mn, Fe, Co and Ni as well as rare earth metals such as Ce have been successfully applied following this concept.<sup>15,16</sup>

Pioneering work of Kochi as early as the 1960s showed that metal complexes can undergo photolysis reactions, demonstrating in particular that under UV-irradiation  $\text{CuCl}_2$  forms

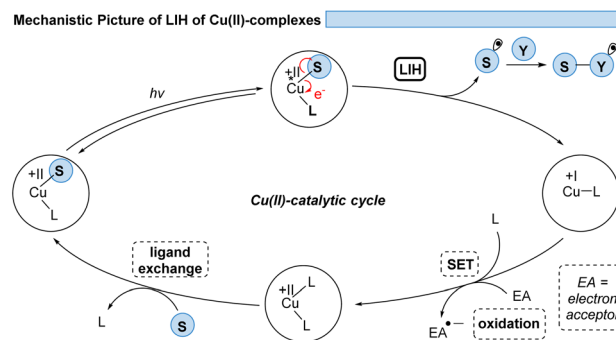
$\text{CuCl} + \text{Cl}^{\cdot}$ .<sup>47</sup> Nevertheless, the application of metal–substrate homolysis in synthetic transformations was not much explored until recently. There are several fundamental aspects involved, for which only now through the development of synthetic applications and insightful mechanistic studies a consistent picture is arising, which might serve as a toolbox for future developments. Questions to be answered are

- Which metal-(ligand)-substrate complexes can undergo light-induced homolysis reactions to generate substrate radicals?
- On what time scale does the homolysis reaction occur, *i.e.* are short excited-state lifetimes of 3d-metal complexes in the low nanosecond or even picosecond range amenable to initiating synthetic transformations?
- How efficient is the homolysis process, and specifically, does the possible recombination of the generated substrate radical with the reduced metal prevent the engagement of the former in further transformations?
- To make transformations catalytic, the reduced metal complex that forms upon homolysis needs to be reoxidized. If this is not possible, synthetic transformations might still be feasible and valuable, but stoichiometric amounts of the metal complexes have to be employed in such cases.

Thus, for Cu(II)-photocatalyzed transformations *via* LIH a blueprint (Scheme 2) can be proposed that can guide future developments: initially, a Cu(II)-substrate complex must be formed, being achieved most commonly *via* ligand exchange of Cu(II)L<sub>2</sub> species with a nucleophilic substrate **S**. Upon irradiation this assembly undergoes light-induced homolysis to give rise to Cu(I) and a radical, **S**<sup>•</sup>. The radical **S**<sup>•</sup> needs to then couple with a second substrate **Y** to initiate a productive synthetic transformation as opposed to the unproductive recombination with the reduced metal complex. The latter needs to be oxidized through a suitable electron acceptor to close the catalytic cycle. Notably, in many of the reported processes that involve LIH steps of Cu(II)-substrate species, no external ligands are required. However, in such cases the reactions require near-UV-light (365 nm) or violet light (427 nm) irradiation because the LMCT transition of copper(II)-substrate species requires higher energies to reach the dissociative states.<sup>18</sup> So far, only a few Cu(II)-intermediates are known to undergo light-induced homolysis (LIH). This review gives an overview of the reported



**Scheme 1** Traditional photoredox activation and the concept of LIH.



**Scheme 2** The general concept of LIH of Cu(II)-intermediates.

transformations that use copper as a radical promoter through the LIH mechanism.

### 1.1 LIH of copper(II) chloride-complexes

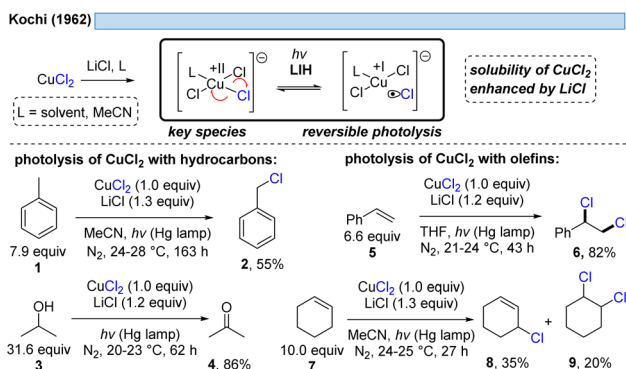
The generation of chlorine radicals requires harsh conditions, given the high potential for the oxidation of  $\text{Cl}^-$  to  $\text{Cl}^\bullet$  ( $E_{\text{ox}} > +1.21$  V vs. SCE),<sup>19</sup> but can be nevertheless achieved using weakly oxidizing Cu(II) ( $\text{Cu(II)} \rightarrow \text{Cu(I)}$ ,  $E_{\text{red}} = +0.50$  V vs. SCE).<sup>20,21</sup> In 1962, Kochi pioneered the field of light-induced homolysis by reporting the reversible homolysis of  $\text{Cu(II)Cl}_2$  to  $\text{Cu(I)Cl}$  and a chlorine radical upon irradiation with a low-pressure mercury lamp.<sup>17</sup> Adding lithium salts such as lithium chloride was found to be beneficial, with the reasoning being that the solubility of anhydrous cupric chloride ( $\text{CuCl}_2$ ) is increased, thus leading to enhanced activity. Only more than 50 years later did Mereshchenko and co-workers refine these observations by investigating the formation of several extremely labile copper(II) chloride complexes with spectroscopic methods.<sup>22</sup> They concluded that in acetonitrile (MeCN), the anionic complex  $[\text{Cu}^{\text{II}}(\text{MeCN})\text{Cl}_3]^-$  is formed that undergoes reversible photolysis at a much higher rate (Scheme 3). This observation matched the investigations of Kochi: in solvents such as acetic acid and acetonitrile, almost no reaction was observable due to the low reactivity of the chlorine radicals towards these solvents, due to them being in competition with a fast rebound with Cu(I) to regenerate the initial Cu(II)-complex. In contrast, solvents that bear structural motifs, such as secondary or tertiary C–H bonds or olefins, undergo transformations initiated by the chlorine radicals: with saturated hydrocarbons such as toluene (**1**), the formation of benzyl chloride (**2**) was observed. Likewise, the oxidation of isopropyl alcohol (**3**) to acetone (**4**) was achieved. From a mechanistic point of view, both reactions are initiated by hydrogen atom abstraction (HAT) of a chlorine radical. The photolysis of cupric chloride ( $\text{CuCl}_2$ ) in the presence of olefins, such as styrene (**5**) or cyclohexene (**7**), delivered the corresponding dichlorination products **6** and **8** as well as **9** in good to moderate yield, which is explained by the chlorine radical addition to the double bond. It should be noted that at this point  $\text{CuCl}_2$  is being employed in

stoichiometric amounts, reflecting the problem of reoxidizing Cu(I) formed upon photolysis back to Cu(II).

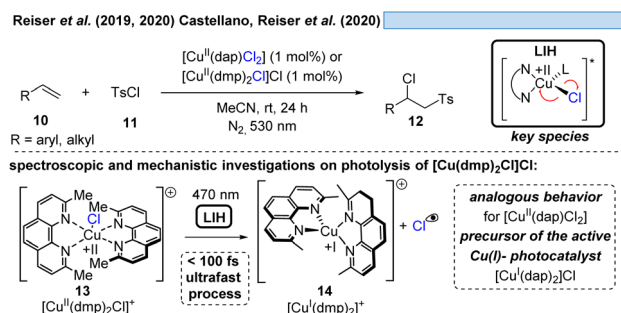
In line with Kochi's proposal, it was found that copper(II)-complexes such as  $[\text{Cu}^{\text{II}}(\text{dap})\text{Cl}_2]$  ( $\text{dap} = 2,9\text{-bis(4-methoxyphenyl)-1,10-phenanthroline}$ ) or  $[\text{Cu}^{\text{II}}(\text{dmp})_2\text{Cl}]\text{Cl}$  ( $\text{dmp} = 2,9\text{-dimethyl-1,10-phenanthroline}$ ) (**13**) can be employed in photocatalytic ATRA reactions as convenient and more economical precursors for the corresponding, catalytically active Cu(I)-complexes (Scheme 4). It was demonstrated that the Cu(II)-complexes after photoexcitation undergo homolytic cleavage of the Cu–Cl bond to form *in situ* the catalytically active Cu(I)-species, which can promote a variety of ATRA reactions such as chlorosulfonylation, bromoalkylation or iodoperfluoroalkylation of alkenes<sup>23</sup> following the mechanistic paradigm established for Cu(I)-photocatalyzed reactions.<sup>9,10</sup> Taking complex **13** as a representative example, based on transient spectroscopy it was concluded that the homolysis of the Cu–Cl bond is an ultrafast process, occurring in less than 100 fs,<sup>24</sup> which suggests that the photoinitiation of transformations *via* such bond homolyses is possible with metal complexes that have excited state lifetimes only in the picosecond range, *e.g.* opening a window to develop photocatalytic processes based on iron being the most abundant transition metal on earth.<sup>7</sup>

**1.1.1 LIH of  $\text{CuCl}_2$  – chlorine radical addition to alkenes/alkynes.** Capitalizing on the discovery of Kochi, a practical procedure for the vicinal dichlorination of olefins **10** was described by Wan *et al.*<sup>25</sup> (Scheme 5) to obtain products **15** and **16**. For unactivated olefins, a combination of substoichiometric amounts of copper(II) chloride (0.2 equiv.) and hydrochloric acid (2.5 equiv.) as an inexpensive and readily available chlorine source under aerobic conditions was found to be effective, giving rise to products of type **15**. The reoxidation of Cu(I) that is formed upon homolysis of  $\text{CuCl}_2$ , being critical to making the process catalytic, was proposed to take place in the presence of oxygen. Following this rationale, it is at first glance surprising that activated alkenes, *i.e.* vinyl arenes, required a large excess of  $\text{CuCl}_2$  (4.0 equiv.) to achieve the transformation. An explanation could be the competing trapping of benzylic radicals **17** ( $\text{R} = \text{aryl}$ ) by oxygen, which was earlier demonstrated in the Cu(II)-catalyzed azidoketonization (*vide infra*, Scheme 11).

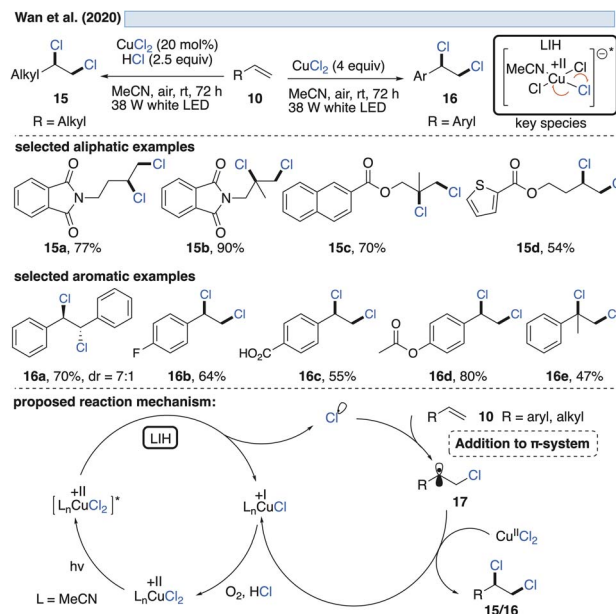
Consistent with this reasoning, in 2022 the group of Hwang reported the visible-light induced oxidative  $\alpha$ -keto-



**Scheme 3** Pioneering work of Kochi in 1962: photolysis of cupric chloride ( $\text{CuCl}_2$ ).



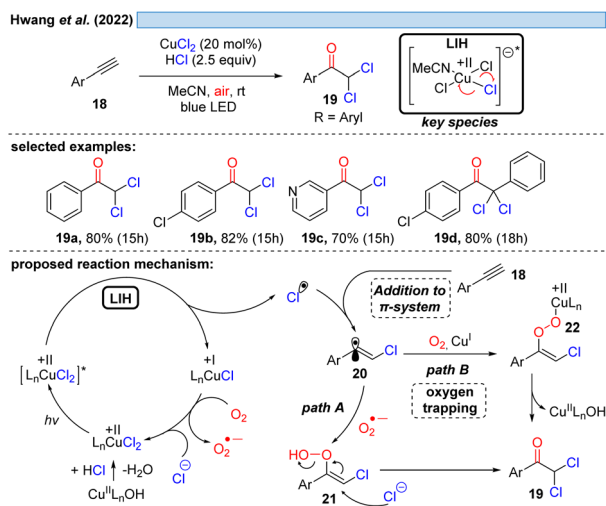
**Scheme 4** Cu(II)-complexes as catalyst precursors: LIH of defined complexes.



Scheme 5 Vicinal dichlorination of activated and unactivated olefins.

dichlorination of arylalkynes **18** promoted by  $\text{CuCl}_2$  at room temperature (Scheme 6).<sup>26</sup> Also in this case, the reoxidation of  $\text{Cu(I)}$  by oxygen with concurrent formation of  $\text{O}_2^{\cdot-}$  via path A is proposed, which should recombine with **20** to ultimately give rise to product **19**.  $\text{O}_2^{\cdot-}$  could be indeed detected by EPR, nevertheless, its trapping with **20** would call for the recombination of two short-lived species present in low concentration. An alternative is conceivable via path B, *i.e.* the direct trapping of **20** with oxygen followed by recombination of the resulting peroxy radical with  $\text{Cu(I)}$  to intermediate **22** thereby regenerating  $\text{Cu(II)}$  (*cf.* Scheme 11).

The group of Zhang described a synthetic procedure for the efficient regioselective chlorination of coumarins **23** (Scheme 7).<sup>27</sup> Again, LIH of  $\text{CuCl}_2$  delivered chlorine radicals. Direct

Scheme 6 Synthesis of  $\alpha$ -keto-dichlorination of arylalkynes.

Scheme 7 Regioselective chlorination of coumarins.

regioselective addition of the  $\text{Cl}^\cdot$  radical to the 3-position of coumarin **23a** would give rise to a stable benzylic radical **25** (path A). SET oxidation of the benzylic radical by either oxygen or  $\text{CuCl}_2$  followed by deprotonation leads to the chlorinated product **24a**. Alternatively, the authors assume the chlorine radicals could recombine to deliver  $\text{Cl}_2$ . A follow-up reaction with water delivers hypochlorite as a positive chlorine source. Selective electrophilic addition of  $\text{Cl}^+$  to coumarin's double bond at the 3-position (path B) and subsequent deprotonation could afford the chlorinated products **24**. Also this example underlined that the reoxidation of  $\text{Cu(I)}$  to  $\text{Cu(II)}$  by oxygen is not efficient, given that again  $\text{CuCl}_2$  needs to be employed in over-stoichiometric, rather than in catalytic amounts.

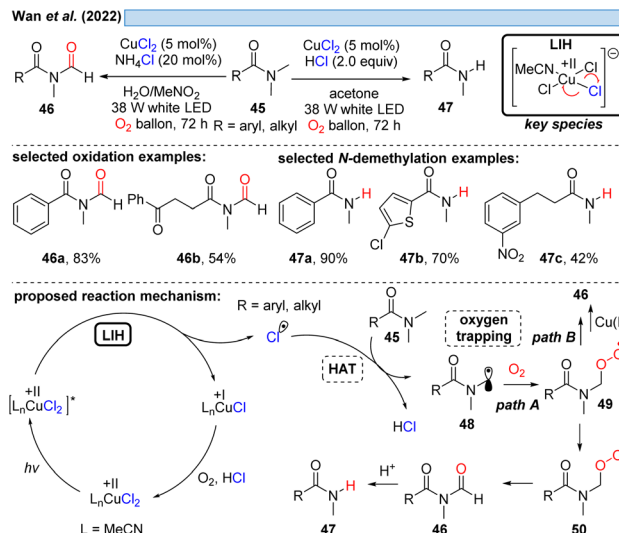
Inspired by previous work on LIH of  $\text{Cu(II)}$ -intermediates, Cai and co-workers developed a catalytic copper-catalyzed protocol for the synthesis of  $\alpha$ -chloroketones from aromatic alkenes including electron-deficient olefins under an oxygen atmosphere, employing  $\text{MgCl}_2$  as a chlorine source in the presence of trifluoroacetic acid (TFA).<sup>28</sup> Mechanistic studies, such as radical trapping experiments, showed that the peroxo  $\text{Cu(II)}$ -species is the key intermediate and hydroperoxyl ( $\text{HOO}^\cdot$ ) and chlorine ( $\text{Cl}^\cdot$ ) radicals are generated. The following path is proposed: LIH delivers a chlorine radical, which rapidly adds to olefin **27** to give the benzylic C-centered radical **32**. The subsequent reaction of intermediate **32** with oxygen affords O-centered radical **33**, which can bind to **31** to afford the peroxo  $\text{Cu(II)}$ -complex **34** (*cf.* Scheme 11), followed by the formation of the intermediate **35**. Finally, the product **28** is obtained through the elimination of water from **35**.

### 1.1.2 LIH of $\text{CuCl}_2$ – chlorine radicals as HAT catalysts.

Besides the addition to C–C-double bonds, the chlorine radicals generated by light-induced homolysis of  $\text{Cu}^\text{II}\text{Cl}_2$  also prove to be excellent hydrogen atom transfer (HAT) reagents. Driven by the formation of a strong H–Cl bond ( $\text{BDE} = 103 \text{ kcal mol}^{-1}$ ) the chlorine radicals so generated by Rovis and coworkers demonstrated the activation of  $\text{C(sp}^3\text{)}\text{–H}$  bonds in alkanes **36** (Scheme





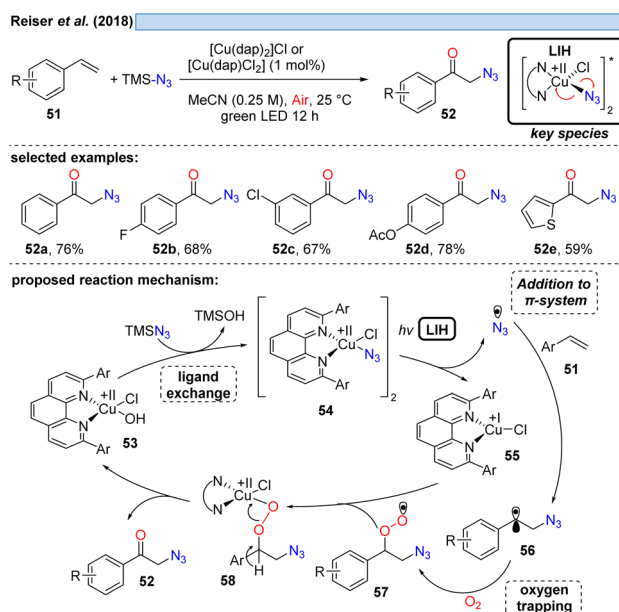


**Scheme 10** Photocatalytic functionalization of amine derivatives.

outcome of this process is oxidation to either *N*-formyl derivatives **46** or – under more acidic conditions – the demethylated adducts **47** by the subsequent deformylation (Scheme 10). The critical reoxidation of Cu(I) to Cu(II) is proposed by the authors to occur directly by oxygen, which would also call for an additional hydrogen abstraction step of peroxide **49** to **50**. As discussed before, a plausible alternative even here would be the oxidation of Cu<sup>I</sup> by peroxide **49** with the formal elimination of Cu<sup>II</sup>–OH to form the products.

## 1.2 LIH of copper(II)-N<sub>3</sub> – azide radicals

The first example showing that complexes amenable to LIH can be generated *in situ* and thus allowing the employment of



**Scheme 11** Copper(II)-photocatalyzed oxo-azidation of styrenes.

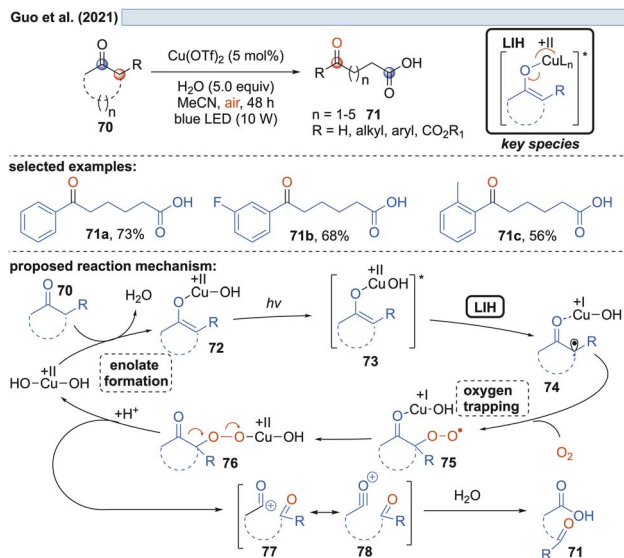


### 1.3 LIH of copper(II)-CH<sub>2</sub>R – benzyl radicals

The alternative generation of **65** by direct oxidation of the trifluoroborate ( $E_{\text{ox}} = +1.34$  V *vs.* SCE)<sup>32</sup> salts by Cu(II) was ruled out in light of the insufficient reduction potential ( $\text{Cu(II)} \rightarrow \text{Cu(I)}$ ,  $E_{\text{red}} = +0.50$  V *vs.* SCE).<sup>20,21</sup> Radicals **65** were enantioselectively trapped by sulfonylimines **59**, being activated by a chiral bis(oxazoline)-Cu(II) complex Cu(II) **66**. Notably, the intermediate **67** formed after addition of **65** was found to undergo reduction by Cu(I), thus releasing the alkylated product **61** with concurrent regeneration of the Cu(II)-catalyst **62** without the necessity of employing an external oxidant.

#### 1.4 LIH of copper(II)-enolates – enolate radicals

Capitalizing on the known oxidation of enolates by Cu(II) under thermal conditions,<sup>33</sup> Guo and coworkers succeeded in the oxidative cleavage of  $\alpha$ -phenyl-substituted cycloalkanones **70** to ketoacids **71**. Operationally simple, a catalytic amount of Cu(OTf)<sub>2</sub> in aqueous MeCN under blue light irradiation is



Scheme 13 Aerobic oxidative cleavage of cycloalkanones.

sufficient to achieve the transformation (Scheme 13).<sup>34</sup> Oxygen again is necessary to trap the enolate radical **65** formed by LIH of the excited copper-enolate **73**, and in the absence of an  $\alpha$ -hydrogen, a carbon elimination to the acylation **77** occurs instead, which gives rise to **71** after the addition of water.

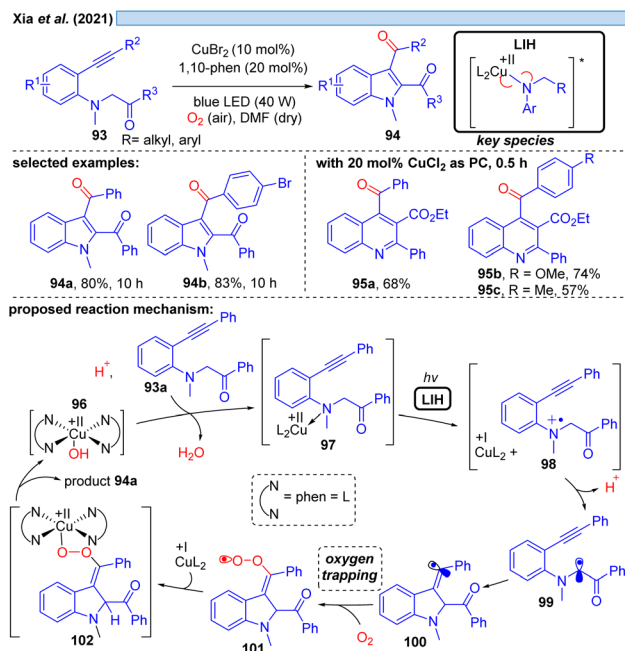


**Scheme 14** Cu(II)-photocatalyzed oxo-alkylation of vinylarenes.

Likewise, radicals derived from 1,3-dicarbonyl compounds **79** can be generated *via* copper(II)-induced LIH (Scheme 14) and utilized in a productive way to give rise to oxoalkylated vinyl arenes **80/81**.<sup>35</sup> Again, oxygen is necessary as a terminal oxidant to regenerate the Cu(II)-photocatalyst presumably *via* **84**, *i.e.* the formation of a peroxy radical that is trapped by Cu(I). The importance of this step is underlined by the fact that if 1,2,3,5-tetrakis(carbazol-9-yl)-4,6-dicyanobenzene (4-CzIPN) is used instead of Cu(II), the reduced photocatalyst 4-CzIPN<sup>•−</sup> is capable of transforming **91** to its corresponding anion **92** resulting in hydroalkylated products **89/90**. Thus, a divergent photocatalytic transformation becomes possible, and notably, the oxoalkylation could not be achieved with 4-CzIPN and in turn, the hydroalkylation was not possible with Cu(II).

### 1.5 LIH of copper(II)-amine-complexes – amino radicals

Xia *et al.* disclosed in 2021 a Cu(II)-photocatalyzed intramolecular oxidative cyclization reaction of substituted aromatic amines **93** and the C(sp<sup>3</sup>)-H bond adjacent to nitrogen with alkynes or alkenes, affording multi-substituted indoles **94** and quinolines **95** with dioxygen as a terminal oxidant (Scheme 15).<sup>36</sup> The authors propose the initial oxidation of **93a** to the radical cation **98** by Cu(II). The formation of a N-coordinated species with Cu(II) of type **97** was suggested based on UV studies, and thus it appears plausible that LIH of the Cu(II)-N bond occurs, affording after proton loss  $\alpha$ -amino radical **99**, which rapidly undergoes cyclization to carbon-centered radical **100**. Trapping of the latter by oxygen along with reoxidation of Cu(I) eventually leads to product **94a**, which we would like to suggest could proceed *via* **101** and **102** as discussed before for the oxoazidation (Scheme 11) or oxoalkylation (Scheme 14).



Scheme 15 Cu(II)-photocatalyzed oxidative cyclization reaction of aromatic amines.



Scheme 16 Visible-light-accelerated copper-catalyzed [3 + 2] cycloaddition of *N*-tosylcyclopropylamines with alkynes/alkenes.

Likewise, N-centered radicals can be formed from Cu(II)-amide complexes *via* LIH (Scheme 16).<sup>37</sup> It was recognized that an arylsulfonyl group on nitrogen is decisive for the success of the transformation, providing sufficient stabilization for the resulting nitrogen in contrasting *N*-benzoyl protecting groups. Moreover, an *N*-cyclopropyl substituent ensured the rapid transformation *via* an irreversible ring-opening of the cyclopropyl-*N*-radical **107** upon its inception. Thus, [3 + 2] cycloaddition of *N*-tosylcyclopropane **103** with different alkynes and alkenes **104** could be achieved giving rise to amino-cyclopentanes and aminocyclopentenones **105** with high regio- and diastereoselectivity. The latter was attributed to the possibility of Cu(I) interacting with the radicals formed, *e.g.* in intermediates **108** or **109**, contrasting related transformations that are initiated by Ru(bpz)<sub>3</sub>(BF<sub>4</sub>)<sup>38</sup> or 4-CzIPN.<sup>39</sup> Notably, no external oxidant is required for these transformations, which might raise the question of whether Cu(II) has acted as a Lewis acid rather than as a photoredox catalyst or whether the reaction could be thermally initiated in the absence of the copper-catalyst. Control experiments however demonstrated that the reaction does not proceed in the dark or in the absence of copper, ruling out such alternate mechanistic pathways.

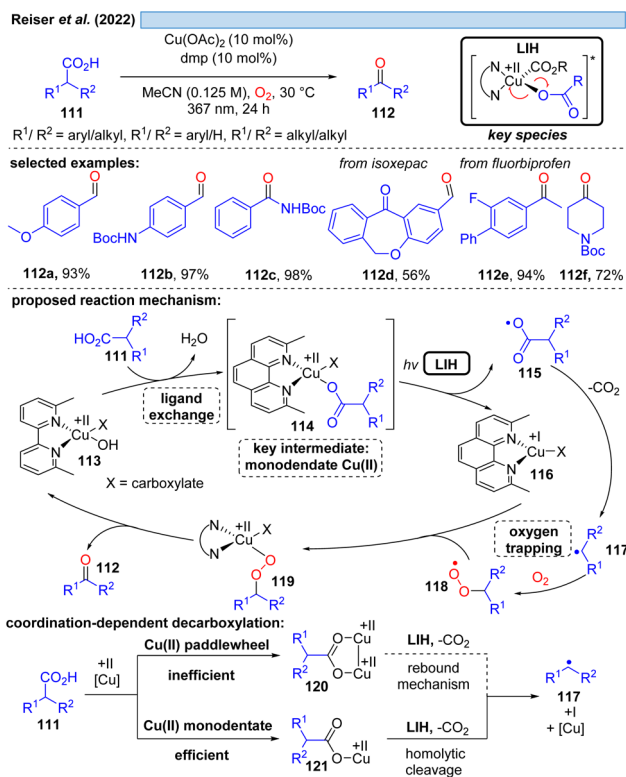
### 1.6 LIH of copper(II)-carboxylates – carboxyl, alkyl and aryl radicals

Although the decarboxylation of carboxylic acids under UV light irradiation in the presence of Cu(II) salts has been known for a long time,<sup>40</sup> it was not exploited for synthetic purposes. This seems to be surprising at first glance, given the potential to generate alkyl and aryl radicals from readily available feedstock, which should especially hold promise in converting renewable resources to value-added building blocks. However, the major challenge in this scenario apparently is to achieve catalytic

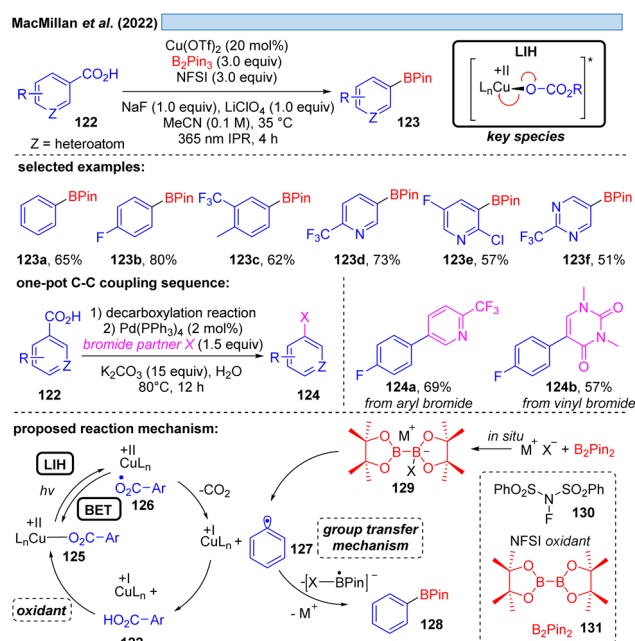


turnover, *i.e.* after the oxidation of the carboxylate to turn back the resulting Cu(I) to Cu(II). A possible explanation could be the high reactivity of the generated radicals against oxidants, most notably against oxygen. This rationale is corroborated by a recent study<sup>41</sup> on the photocatalytic decarboxylation of phenylacetic or secondary carboxylic acids **111** in which a catalytic Cu(II)/Cu(I)-cycle was achieved in the presence of oxygen as a terminal oxidant (Scheme 17). However, the radicals **117** generated upon decarboxylation could only be trapped by oxygen itself, all attempts towards their interception by other radicalophiles, notably by alkenes as was successful with malonyl radicals (*cf.* Scheme 14), failed. This study also revealed that the monodentate coordination, *i.e.* **114/120**, of a carboxylate to copper(II) as opposed to the commonly encountered bidentate paddlewheel type **121** is greatly advantageous for achieving LIH.

MacMillan and co-workers offered an alternative cooxidant that also allowed catalytic turnover in copper(II). The decarboxylative borylation of (hetero)arylcarboxylic acids **122** under high intensity 365 nm light (Scheme 18) was achieved with the combination of Cu(OTf)<sub>2</sub> (20 mol%)/*N*-fluorobenzenesulfonimide **130** (NFSI, 3.0 equiv.).<sup>42</sup> The latter was able to regenerate the Cu(II)-carboxylate **125** from Cu(I) and carboxylic acid **122** to again participate in the decarboxylative light-induced homolysis. This protocol was further compatible with palladium catalysis, allowing the subsequent one-pot couplings in Suzuki–Miyaura arylation, vinylation, alkylation or coupling of heteroaryl-boronic esters, picking up the synthetic utility of the boronic ester products initially formed.

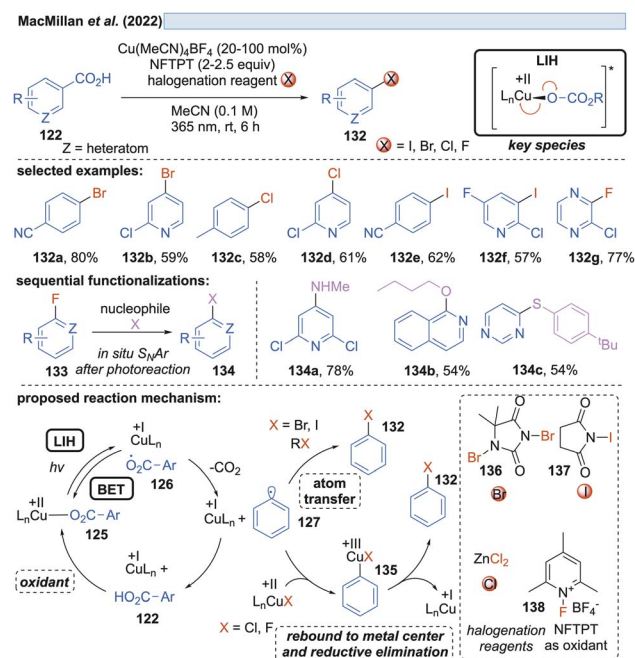


Scheme 17 Decarboxylative oxygenation of carboxylic acids.



Scheme 18 Decarboxylative borylation of (hetero)arylcarboxylic acids.

Along these lines, the decarboxylative halogenation of (hetero)aryl carboxylic acids became possible as well (Scheme 19).<sup>43</sup> As the terminal oxidant 1-fluoro-2,4,6-trimethylpyridinium tetrafluoroborate (NFTPT) (**138**) was identified, which ultimately achieves the reoxidation of Cu(I) to Cu(II) and thus allows the employment of substoichiometric amounts of Cu(II). Two different pathways achieving the introduction of the halide



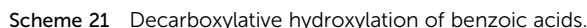
Scheme 19 Decarboxylative halogenation of (hetero)arylcarboxylic acids.





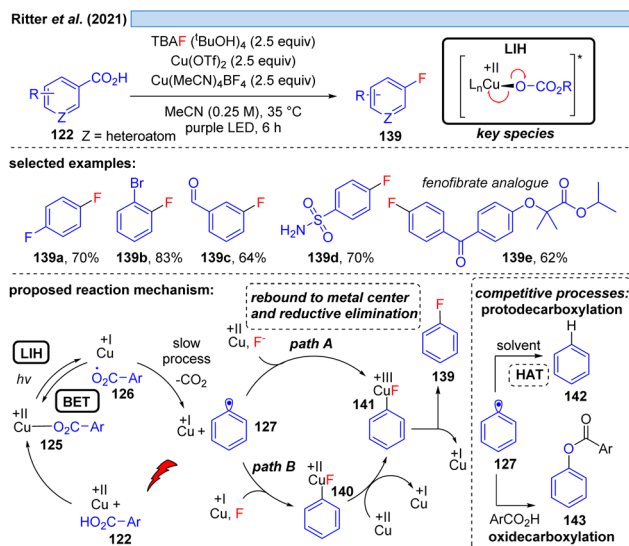
nucleophile were considered. For bromination and iodination, atom transfer (AT) through the reagents 1,3-dibromo-5,5-dimethylhydantoin (**136**) or NIS (*N*-iodosuccinimide) (**137**) generated the products **132**. Fluorination and chlorination were achieved with NFTPT (**138**) or ZnCl<sub>2</sub> as a halogenating agent, which is proposed to occur by a rebound mechanism *via* a Cu(III)-intermediate **135**. Nevertheless, the fluorination protocol still required a stoichiometric amount of the copper salt as already observed by Ritter and co-workers (*vide infra*, Scheme 20). It remains unclear why the catalytic cycle is not closed in this case.

Nevertheless, the photooxidation of carboxylic acids by Cu(II) as an entry point for alkyl and aryl radicals is highly attractive, making even the (over)stoichiometric use of Cu(II)-salts an acceptable compromise for the synthetic transformations that can be achieved this way. In a series of elegant studies, this approach has been realized for a number of transformations that are difficult to achieve otherwise. The Ritter group has shown that copper(II)-benzoates can serve as a facile entry point for introducing fluoride mediated by TBAF·(<sup>t</sup>BuOH)<sub>4</sub> as the fluorine source (Scheme 20).<sup>44</sup> Notably, the reaction tolerates functional groups such as aldehydes that are sensitive to oxidation, and moreover can be applied in the derivatization of bioactive compounds. Cu(II) is proposed to be involved in two steps, being overall reduced to Cu(I) in each of them which explains the necessity of employing a minimum of two equiv. of Cu(OTf)<sub>2</sub> in this transformation. Initially, LIH of a copper(II)-arylcboxylate **125** leads after decarboxylation of **126** to an aryl radical **127** and Cu(I). The decarboxylation of aryl carboxyl radicals ( $k \approx 10^6 \text{ s}^{-1}$ )<sup>45</sup> is about 1000 times slower than the decarboxylation of alkyl carboxyl radicals ( $k \approx 10^9 \text{ s}^{-1}$ ),<sup>46</sup> and therefore it is assumed that the LIH step is reversible. The aryl radical **127** is then converted to the arylcopper(III)-species **141**, either by direct trapping with Cu(II) (path A) or by Cu(I) followed by a one electron oxidation by Cu(II) (path B), but no matter

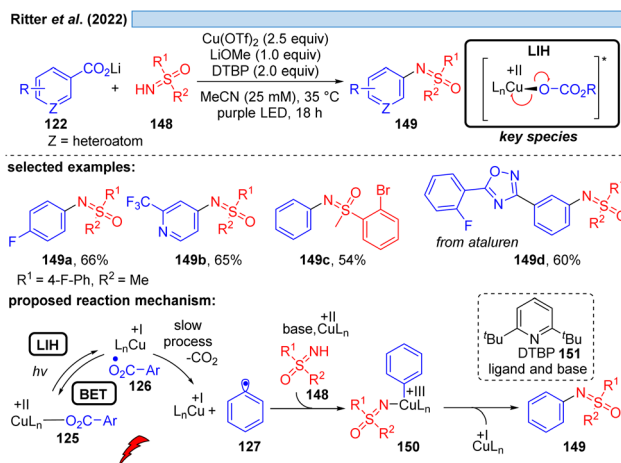


which pathway is followed, both require the employment of another equivalent of Cu(II).

Besides fluoride, in a further study it was also realized that the carboxylate itself can act as the nucleophile, giving rise to benzoates **146**, which upon hydrolysis yield valuable phenols **144** (Scheme 21). However, in this scenario, one equivalent of the carboxylic acid is sacrificed, allowing a maximum yield of only 50%. In a subsequent report by Ritter and coworkers, a solution to this problem was found by using thiophene-2-carboxylic acid **147** as the nucleophile.<sup>47</sup> Realizing that although Cu(II)TC might also undergo LIH to yield Cu(I) and the corresponding thiophene-2-carboxyl radical, the latter will not undergo decarboxylation. Therefore, thiophene-2-carboxylate can be regenerated most likely by back electron transfer (BET) with Cu(I) and thus Cu(II)TC is available to allow trapping of the aryl radical **127** to the Cu(III)-intermediate **145**, which upon reductive elimination leads to the oxygenated arene **146** and Cu(I). Again, the catalytic cycle is broken at this point, which explains the necessity of employing an excess of Cu(II) salts in the process.



**Scheme 20** Cu(II)-photocatalyzed decarboxylative fluorination of benzoic acids.



Scheme 22 Decarboxylative sulfoximination of benzoic acids.

Likewise, the Ritter group developed a method for the decarboxylative sulfoximation of benzoic acids **122** (Scheme 22).<sup>48</sup> It was found that lithium carboxylates with 2,6-di-*tert*-butylpyridine (DTBP) (**151**) and LiOMe as additives were required to achieve good reaction efficiency. The key step to enable this transformation was to overcome the formation of undesired sulfoximine-ligated Cu(II)-species, as well as to suppress undesired oxide-carboxylation to phenols. The authors assume that the weak coordination of the DTBP ligand to Cu(II) might favor C–N over C–O reductive elimination, or assist the formation of photoactive Cu(II)-carboxylate species. The role of LiOMe remains unclear but it was assumed that it can decrease the concentration of free sulfoximines by forming weakly soluble sulfoximine lithium salts. Strong coordinating groups, or oxidizable groups, such as amines inhibited the transformation.

### 1.7 LIH of Cu(II)-sulfoximines – N-centered sulfoximinyl radicals

Likewise, the Ritter group developed the C–H-sulfoximation protocol of arenes **153** (Scheme 23).<sup>49</sup> The direct generation of sulfoximinyl radicals from NH-sulfoximines **152** (e.g. through HAT or SET) is challenging, because of the high oxidation potential ( $E_{\text{ox}} = +1.92$  to  $+2.00$  V vs. SCE)<sup>50</sup> as well as the high bond dissociation energy (BDE,  $\text{BDE}_{\text{N-H}} = 104\text{--}106$  kcal mol<sup>−1</sup>, by DFT calculation).<sup>49</sup> However, as previously shown for *N*-tosylamines (cf. Scheme 16) N-centered radicals can also be accessed from NH-sulfoximines **152** using the principle of LIH. LiOMe served again as the best base to deprotonate **152**, achieving Cu(II)-sulfoximine complexes more efficiently. DTBP (**151**) was found to be a crucial ligand avoiding undesired BET through the stabilization of the Cu(II)-sulfoximine complex **155**. A broad range of electron neutral and rich arenes readily engaged in the transformation. Electron-deficient arenes were less reactive, resulting in the undesired HAT of sulfoximinyl radicals with unproductive consumption of Cu(II) as

a competing process. Thus, the addition of NFTPT as an oxidant was found to be beneficial for regenerating Cu(II).

In the end of 2021 Yoon *et al.* reported a copper-mediated decarboxylative coupling of arylacetic and aliphatic carboxylic acids **159** and nucleophiles under irradiation at 427 nm (Scheme 24).<sup>51</sup> The developed procedure has an exceptionally broad scope including nitrogen-, oxygen- and carbon-based nucleophiles. The copper(II) salt fulfils two functions in the protocol, *i.e.* radical generation through the homolysis of Cu(II)-carboxylate **161** and the subsequent oxidation of the benzylic radical **163** to the corresponding benzylic cation **164**. Consequently, two equivalents of copper(II) have to be applied, which was also the case in related work of this group.<sup>52</sup> The application of <sup>1</sup>PrCN as a ligand for copper was found to be essential to achieve the formation of catalytically active monomeric copper(II)-carboxylates while dimeric copper(II)-carboxylates are proposed to be photocatalytically inactive.

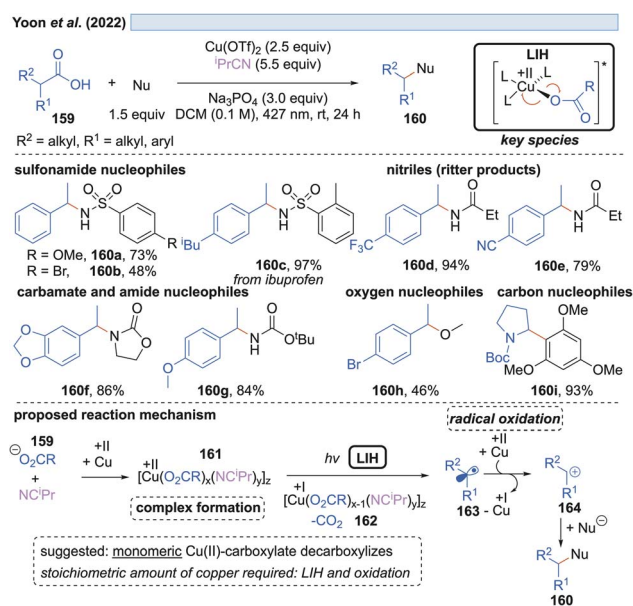
### 1.8 Outlook: transformations involving Cu<sup>II</sup>\*/Cu<sup>I</sup>–1 transitions

Besides relying on Cu(II)\* to Cu(I) for the dissociative LMCT process, another possible copper transition for this transformation could be initiated by Cu(I)\* → Cu(0), however, only few examples exist for this reaction mode. Che and co-workers<sup>11</sup> utilized the photostable zwitterionic copper(I)-complex **165** in a reductive quenching cycle involving a Cu(0) intermediate for the oxidation of amines (Scheme 25). In the same way, Evano *et al.*<sup>12</sup> reported a heteroleptic copper-based photocatalyst **166**. In these examples however, one can assume an outer-sphere mechanism for these oxidations.

Evidence for LIH *via* a dissociative LMCT involving a Cu(I) → Cu(0) transition was put forward by Liu and co-workers<sup>53</sup> for the

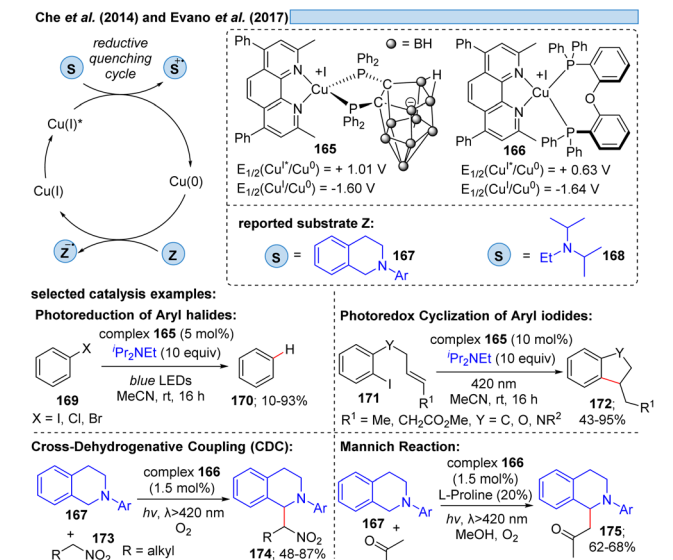


Scheme 23 C–H sulfoximation of arenes.



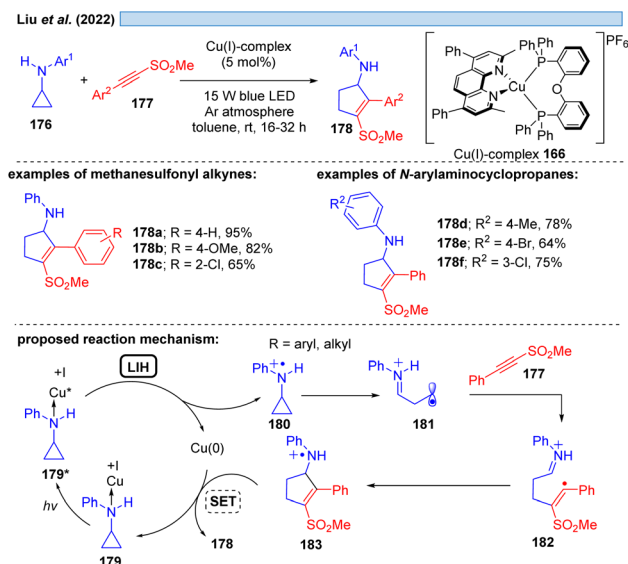
Scheme 24 Decarboxylative cross-coupling reaction with different nucleophiles.



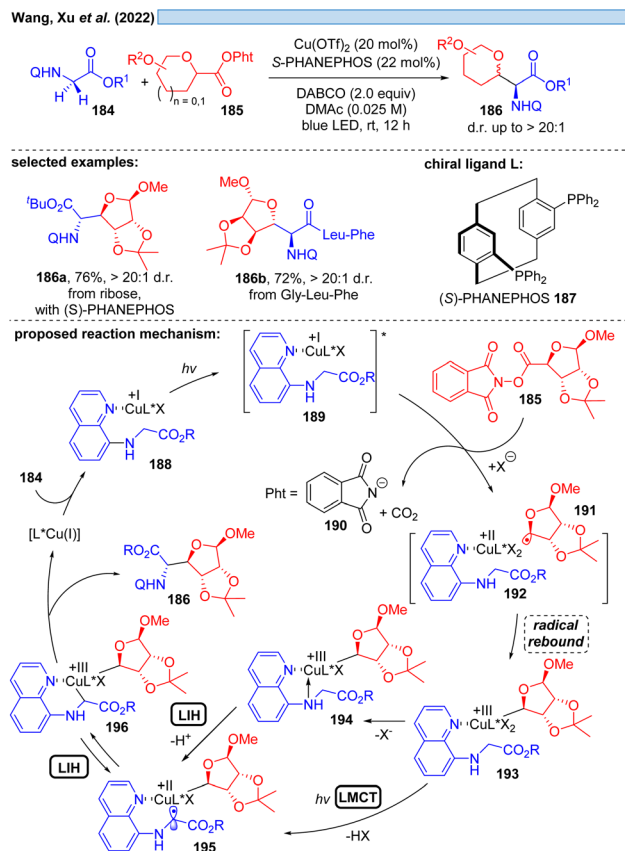


Scheme 25 Heteroleptic complexes acting in the  $\text{Cu(I)}^* \rightarrow \text{Cu(0)}$  cycle.

[3 + 2]-cycloaddition of *N*-arylamino cyclopropanes **176** with alkynes **177**, mirroring the transformation described by Verma, Reiser and coworkers<sup>37</sup> via  $\text{Cu(II)}/\text{Cu(I)}$  cycles (*cf.* Scheme 16) (Scheme 26). Stern–Volmer studies indicate interaction of the excited  $\text{Cu(I)}$ -photocatalyst with *N*-arylamino cyclopropanes, thus, a precoordination of  $\text{Cu(I)}$  with aminocyclopropane **176** would be plausible. Subsequent SET from **179** to  $\text{Cu(I)}^*$  affords cyclopropyl radical cation **180**, which undergoes ring opening to deliver **181** and subsequently cycloaddition to yield the products **178** along with back electron transfer to regenerate the  $\text{Cu(I)}$ -photocatalyst.



Scheme 26 Copper-catalyzed [3 + 2] cycloaddition involving a  $\text{Cu(I)}^* / \text{Cu(0)}$  cycle.



Scheme 27 Copper-promoted  $\text{C(sp}^3\text{)-H}$  glycosylation involving a  $\text{Cu(III)}^* / \text{Cu(II)}$  cycle.

Another possible transition could be the transition of  $\text{Cu(III)}^* \rightarrow \text{Cu(II)}$ .  $\text{Cu(III)}$ -intermediates are generally elusive,<sup>54</sup> but have been implicated in photocatalyzed processes *via* trapping of transient radicals by  $\text{Cu(II)}$ , which can be considered to be a persistent radical making this process efficient. However, reductive elimination resulting in  $\text{Cu(I)}$  is facile, accounting for the short-lived  $\text{Cu(III)}$ -species. Nevertheless, in 2022, Xu and co-workers reported the visible-light promoted, stereoselective  $\text{C(sp}^3\text{)-H}$  glycosylation for the synthesis of C-glycoamino acids and C-glycopeptides (Scheme 27).<sup>55</sup> Assuming  $\text{Cu(I)}$  is generated *in situ* from  $\text{Cu(II)}$ , the catalytic cycle starts with established elemental steps, *i.e.* SET of the  $\text{Cu(I)}$ -substrate complex **189** to the second substrate **185** generates radical intermediate **191**, which leads after rebound to  $\text{Cu(II)}$  the critical  $\text{Cu(III)}$ -intermediate **193**. To achieve the coupling of the two organic moieties that ultimately give rise to the final product **186**, the intermediate **196** appears to be plausible. The authors speculate that **196** can be formed from **193** by deprotonation and MLCT *via* a  $\text{Cu(II)}$ -species of type **195**. Evidence for the appearance of  $\text{Cu(III)}$  is provided by UV-spectroscopy. Alternatively, a glycine moiety could undergo direct ligand exchange to **194** to afford **195**, which could be in equilibrium *via* LIH with **196** to assume the most favorable geometry controlled by the chiral ligand **187** for the final reductive elimination.





Scheme 28 Prospects: achieving a platform for possible synthetic transformations.

## 2. Summary and prospects

Given the abundance of 3d-transition metals, their substitution for their precious 4d- and 5d-congeners is an active but challenging area of research. To overcome the problem of ultrashort excited-state lifetimes of 3d-metal complexes, the precoordination of substrates which undergo light-induced homolysis (LIH, which in most cases is dissociative LMCT) appears to be a promising concept (Scheme 28A). Spectroscopic evidence has been provided that such homolysis events are ultra-fast (<1 ps), thus pushing back on the relevance of excited-state lifetimes for radical generation by SET. Given the versatile coordination chemistry of Cu(II), copper(II)-complexes with azide, amine, sulfoximine, carboxylate, enolate, or alkyl substituents have been proven so far to be suitable substrates for LIH.

The mild conditions under which radicals  $S^\bullet$  can be generated this way in combination with the possibility of the copper catalyst interacting with and thus stabilizing the intermediates subsequently formed within a catalytic cycle have resulted in the development of distinctively different reaction pathways (Scheme 28B). Addition to  $\pi$ -systems (pathway A) has been demonstrated as the starting point for ATRA or ATRA-like processes. Hydrogen atom abstraction (HAT, pathway B) has proven to be a powerful tool for the functionalization of feed-stock hydrocarbons. The radical  $S^\bullet$  might undergo a rapid fragmentation to a new radical  $S'^\bullet$  as it is best known for carboxyl radicals that extrude  $CO_2$  to give rise to alkyl or aryl radicals. From here, manifold atom transfer reactions (XAT)

have been shown to become possible (pathway C) which might be preceded by the rebound of  $S'^\bullet$  to Cu(I) or Cu(II) (pathway D). In the presence of a suitable oxidant, often achieved by employing additional equivalents of Cu(II), the oxidation of  $S'^\bullet$  to the corresponding cation  $S'^+$  sets the stage for the coupling with nucleophiles (pathway E). Another possibility is a radical-radical coupling between the transient radical  $S^\bullet$  or  $S'^\bullet$  and a persistent radical, the best known being molecular oxygen, which gives rise to ketones or aldehydes (pathway F).

A crucial aspect of making the transformations discussed catalytic is the required reoxidation of Cu(I) to Cu(II), which is in most cases only achieved by oxygen, thus resulting in the concurrent oxidation of the final product.

In general, a deeper understanding of the reactivity of substrates amenable to LIH is required. More fundamental investigations using combinations of photophysical methods as well as computational studies need to be carried out to identify possible substrates and synthetic transformations that can be addressed. Copper(II) is not just from an economical and ecological point of view an attractive metal for photocatalytic transformations *via* LIH but also provides the possibility of copper(II) interacting with and stabilizing radical intermediates through an inner-sphere mechanism which will open up new avenues and opportunities in the future, *e.g.* in asymmetric catalysis.

## Author contributions

Alexander Reichle and Oliver Reiser jointly wrote the manuscript.

## Conflicts of interest

There are no conflicts to declare.

## Acknowledgements

The authors thank the Fonds der Chemischen Industrie (fellowship to A. R.) and the Deutsche Forschungsgemeinschaft (DFG, German Research Foundation) – TRR 325444632635-A2.

## References

- (a) M. H. Shaw, J. Twilton and D. W. C. MacMillan, *J. Org. Chem.*, 2016, **81**, 6898–6926; (b) L. Marzo, S. K. Pagire, O. Reiser and B. König, *Angew. Chem., Int. Ed.*, 2018, **57**, 10034–10072; (c) J. D. Bell and J. A. Murphy, *Chem. Soc. Rev.*, 2021, **50**, 9540–9685; (d) P. Melchiorre, *Chem. Rev.*, 2022, **122**, 1483–1484.
- G. Ciamician, *Science*, 1912, **36**, 385–394.
- M. Ramaiah, *Tetrahedron*, 1987, **43**, 3541–3676.
- (a) D. P. Curran, N. A. Porter and B. Giese, *Stereochemistry of Radical Reactions. Concepts, Guidelines, and Synthetic Applications with a Foreword by Ernest L. Eliel*, Wiley-VCH, Weinheim, 1st edn, 2008; (b) C. P. Jasperse, D. P. Curran and T. L. Fevig, *Chem. Rev.*, 1991, **91**, 1237–1286; (c)



- This article is licensed under a Creative Commons Attribution 3.0 Unported Licence.



- 50 A. Wimmer and B. König, *Adv. Synth. Catal.*, 2018, **360**, 3277–3285.
- 51 Q. Y. Li, S. N. Gockel, G. A. Lutovsky, K. S. DeGlopper, N. J. Baldwin, M. W. Bundesmann, J. W. Tucker, S. W. Bagley and T. P. Yoon, *Nat. Chem.*, 2022, **14**, 94–99.
- 52 (a) N. L. Reed, M. I. Herman, V. P. Miltchev and T. P. Yoon, *Org. Lett.*, 2018, **20**, 7345–7350; (b) B. J. Lee, K. S. DeGlopper and T. P. Yoon, *Angew. Chem., Int. Ed.*, 2020, **59**, 197–202.
- 53 L. Chen, Y. Li, M. Han, Y. Peng, X. Chen, S. Xiang, H. Gao, T. Lu, S.-P. Luo, B. Zhou, H. Wu, Y.-F. Yang and Y. Liu, *J. Org. Chem.*, 2022, **87**, 15571–15581.
- 54 L. M. Huffman and S. S. Stahl, *J. Am. Chem. Soc.*, 2008, **130**, 9196–9197.
- 55 R. Qi, C. Wang, Z. Ma, H. Wang, Q. Chen, L. Liu, D. Pan, X. Ren, R. Wang and Z. Xu, *Angew. Chem., Int. Ed.*, 2022, **61**, e202200822.

