

Chemical Science

Accepted Manuscript

This article can be cited before page numbers have been issued, to do this please use: A. Nimmo, A. S. Goodfellow, J. T. Guntley, A. P. McKay, D. B. Cordes, M. Buehl and A. D. Smith, *Chem. Sci.*, 2025, DOI: 10.1039/D5SC02435H.



This is an Accepted Manuscript, which has been through the Royal Society of Chemistry peer review process and has been accepted for publication.

Accepted Manuscripts are published online shortly after acceptance, before technical editing, formatting and proof reading. Using this free service, authors can make their results available to the community, in citable form, before we publish the edited article. We will replace this Accepted Manuscript with the edited and formatted Advance Article as soon as it is available.

You can find more information about Accepted Manuscripts in the [Information for Authors](#).

Please note that technical editing may introduce minor changes to the text and/or graphics, which may alter content. The journal's standard [Terms & Conditions](#) and the [Ethical guidelines](#) still apply. In no event shall the Royal Society of Chemistry be held responsible for any errors or omissions in this Accepted Manuscript or any consequences arising from the use of any information it contains.

ARTICLE

Isothiourea Catalysed Enantioselective Generation of Point and Axially Chiral Iminothia- and Iminoselenazinanes

Alastair J. Nimmo,^[a] Alister S. Goodfellow,^[a] Jacob T. Guntley,^[a] Aidan P. McKay,^[a] David B. Cordes,^[a] Michael Bühl,^{*[a]} Andrew D. Smith^{*[a]}Received 00th January 20xx,
Accepted 00th January 20xx

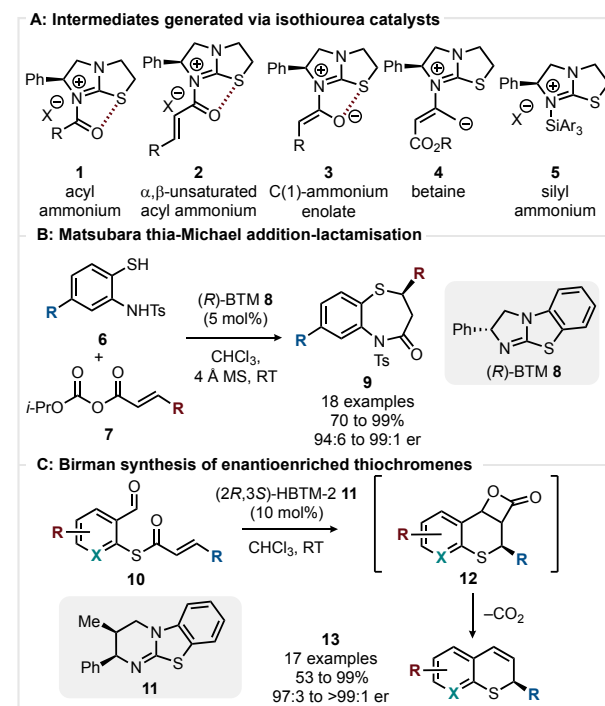
DOI: 10.1039/x0xx00000x

Introduction

Since the introduction of isothioureas as catalysts for the acylative kinetic resolution of alcohols by Birman,^[1] these versatile Lewis bases have been widely developed and applied in enantioselective processes. Their simple and scalable synthesis, combined with their ability to generate multiple reactive intermediates **1–5** (acyl ammonium,^[2] α,β -unsaturated acyl ammonium,^[3] C(1)-ammonium enolate,^[4] betaine^[5] and silyl ammonium^[6] species) from simple starting materials has led to their widespread popularity (Scheme 1A). Isothiourea-catalysed Michael additions to *in situ* generated α,β -unsaturated acyl ammonium species have been used extensively to achieve enantioselective C-C bond formation.^[7] However, their use to selectively generate C-heteroatom bonds through conjugate addition of non-carbon centred nucleophiles is limited to relatively few C-S and C-N bond-forming processes. Within this area, Matsubara has reported a thia-Michael addition-lactamisation strategy for the synthesis of 1,5-benzothiazepines **9** using N-tosylated aminothiophenols **6** and α,β -unsaturated mixed anhydrides **7** in the presence of (*R*)-BTM **8** (Scheme 1B).^[8] The products were isolated in good to excellent yields (70 to 99%) and with excellent enantioselectivity (94:6 to 99:1 er). Mechanistic investigations revealed that the high enantioselectivity is a result of a dynamic kinetic process determined by the relative lactamisation rates of the diastereomeric thia-Michael addition products rather than the thia-Michael addition, which is readily reversible. This methodology was

Symmetrical and unsymmetrical thioureas, as well as unsymmetrical selenoureas, are used in an isothiourea-catalysed Michael addition-lactamisation protocol using α,β -unsaturated pentafluorophenyl esters to generate iminothia- and iminoselenazinane heterocycles with high enantioselectivity (up to 99:1 er). The scope and limitations of this process have been widely investigated (40 examples in total) with unsymmetrical thio- and selenoureas containing *ortho*-substituted N-aryl substituents giving atropisomeric products, leading to an effective process for iminothia- and iminoselenazinanes heterocyclic products containing both point and axially chiral stereogenic elements with excellent stereocontrol (up to >95:5 dr and 98:2 er). Mechanistic investigation showed that (i) the catalytically liberated aryloxide could deprotonate an electron-deficient thiourea; (ii) in the absence of an isothiourea catalyst, this leads to formation of racemic product; (iii) a crossover experiment indicates the reversibility of the thia-Michael addition. Computational analysis has identified the factors leading to enantioselectivity within this process, with stereocontrol arising from the lactamisation step within the catalytic cycle.

extended to 3-substituted and 2,3-disubstituted benzothiazepines with excellent stereoselectivity (79:21 to 94:6 er).^[9] Birman subsequently reported a route to enantioenriched thiochromenes **13** using thioesters **10** as α,β -unsaturated acyl ammonium precursors (Scheme 1C).^[10]



Scheme 1: A) Isothiourea derived catalytic intermediate. B) & C) Enantioselective C-S bond forming processes using α,β -unsaturated acyl ammonium species.

^a EaStCHEM, School of Chemistry, University of St Andrews, Fife, KY16 9ST, U.K.

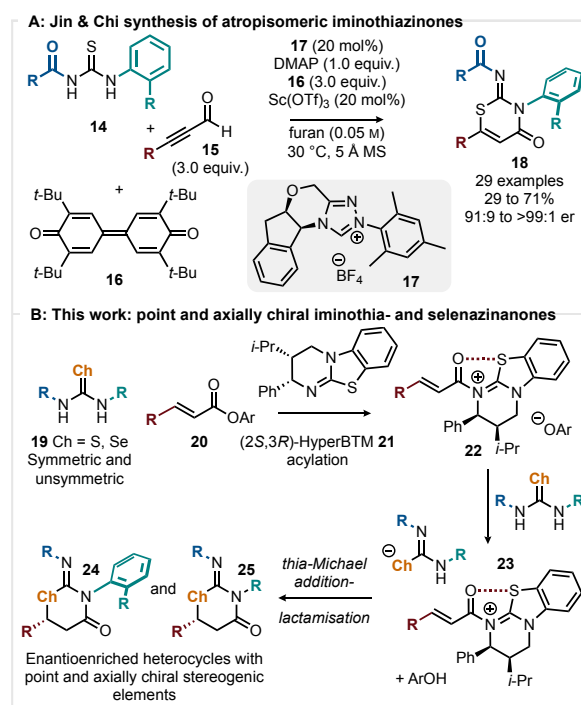
Electronic Supplementary Information (ESI) available: [details of any supplementary information available should be included here]. See DOI: 10.1039/x0xx00000x

ARTICLE

Journal Name

Enantioselective C-S bond formation via thia-Michael addition is followed by an aldol-lactonisation cascade forming β -lactones **12**, which readily decarboxylate, giving the corresponding thiachromene **13** in good to excellent yields (53 to 99%) and with excellent enantiocontrol (97:3 to >99:1 er). Alongside these advances, in previous work we developed the aza-Michael addition of 2-hydroxybenzophenone imines to α,β -unsaturated esters allowing access to β -amino amides in excellent yield (95%) and enantioselectivity (96:4 er).^[11]

In addition, in recent years there has been an explosion of interest concerning the development of selective synthetic methods for the preparation of atropisomeric species.^[12] While axially chiral biaryl (and heterobiaryl) species containing a C-C axis have been most widely studied, recent work has shown that the generation of axially chiral and configurationally stable C-N atropisomers is possible.^[13] Given these precedents, we considered alternative ways of developing enantioselective C-S and C-Se bond formation via an α,β -unsaturated acyl ammonium intermediate that could lead to heterocycles bearing both point and axially chiral stereogenic elements. In recent work Jin, Chi and coworkers used thioureas as dinucleophiles in an atropselective synthesis of iminothiazinones **18** using the NHC derived from precatalyst **17** (20 mol%, Scheme 2A).^[14] Thia-Michael addition-lactamisation of the thiourea **14** with an *in situ* generated acyl azolium intermediate gives iminothiazinones **18** in moderate to high yields (29 to 71%) with excellent enantioselectivity (91:9 to >99:1 er) with the formation of a C-N stereogenic axis. While effective, stoichiometric quantities (3 equiv.) of oxidant **16** was required to achieve oxidation of the Breslow intermediate in this protocol and furan was required as a solvent. This manuscript describes an alternative methodology to access related heterocyclic products that utilises α,β -unsaturated ester substrates and so avoids the need for *in situ* oxidation. Reaction via an *in situ* generated α,β -unsaturated acyl ammonium species derived from an α,β -unsaturated aryl ester and an isothiurea was postulated.^[15] In such processes, the aryloxide liberated upon isothiurea acylation can fulfil multiple roles, including that of Brønsted base.^[10,15,16] The hydrogen bond donor ability of electron-deficient thioureas, commonly exploited in catalytic applications, is concomitant with a pK_a that facilitates deprotonation by the catalytically liberated aryloxide,^[17] activating this towards thia-Michael addition with an α,β -unsaturated acyl ammonium intermediate **23** (Scheme 2B). This simple methodology would require no additional reagents and allow access to iminothiazinanone heterocycles **25** that possess a stereogenic centre. Furthermore, the incorporation of a 2-substituted aryl substituent on the thiourea would generate atropisomeric products **24** that also contain a stereogenic centre, while extension to selenoureas would give access to chiral iminoselenazinanones for the first time.



Scheme 2: A) NHC-catalysed synthesis of atropisomeric iminothiazinones. B) This work: isothiurea catalysed preparation of point and axially chiral heterocycles.

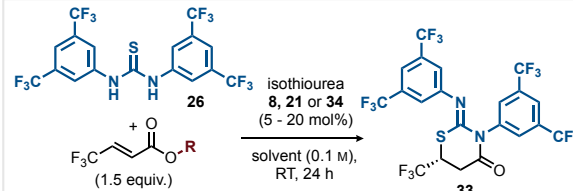
Results and Discussion

Development of model process with symmetrical thioureas:

Optimisation began with the reaction of α,β -unsaturated *para*-nitrophenyl (PNP) ester **27** with Schreiner's thiourea **26** and (2*S*,3*R*)-HyperBTM **21** (20 mol%) in MeCN (0.1 M) (Table 1, entry 1) giving product **33** in quantitative yield with 78:22 er. Variation of the reaction solvent (see SI for full range of solvents trialled) indicated that most common solvents gave >95% conversion to product. CH₂Cl₂ (entry 2) gave reduced enantioselectivity (66:34 er), while EtOAc, DMF, and THF (entries 3–5) all gave improved enantioselectivity. The use of 2-MeTHF and *i*-PrOAc also led to high product enantioselectivity (entries 6 and 7) with further optimisation using THF. Catalyst variation and loading were next tested. While HyperBTM **20** (5 mol%) gave **33** in quantitative yield and 91:9 er, the use of alternative isothiureas **8** and **34** led to only moderate selectivity (entries 8–10). Variation of the nucleofuge within the α,β -unsaturated ester or anhydride reaction component was next trialled. Among the range of aryl esters tested (entries 11–14) the observed product enantioselectivity correlated with the pK_a of the corresponding phenol.^[18] Pentafluorophenyl (PFP) ester **28** (entry 11) with the most acidic phenol (pK_a 5.53 in H₂O) gave the greatest enantioselectivity (93:7 er) at 90% conversion, while 3,5-bis(trifluoromethyl)phenyl ester **31** (entry 14) with the least acidic phenol (pK_a 8.26 in H₂O) gave the lowest observed product enantioselectivity (90:10 er). The use of *in*



situ generated pivalic anhydride **32** did not lead to improved selectivity (entry 15, 83%, 90:10 er). The use of PFP ester **28** at 0 °C led to optimal reaction selectivity, giving product **33** in 95% isolated yield and 95:5 er (entry 16).



Entry	Acyl donor	Catalyst (mol%)	Solvent	Yield ^(a)	er ^(b)
1	27	21 (20)	MeCN	Quant.	78:22
2	27	21 (20)	CH ₂ Cl ₂	Quant.	66:34
3	27	21 (20)	EtOAc	Quant.	90:10
4	27	21 (20)	DMF	Quant.	84:16
5	27	21 (20)	THF	Quant.	91:9
6	27	21 (20)	2-MeTHF	Quant.	91:9
7	27	21 (20)	<i>i</i> -PrOAc	98	90:10
8	27	21 (5)	THF	Quant.	91:9
9	27	8 (5)	THF	96	84:16
10	27	34 (5)	THF	98	33:67
11	28	21 (5)	THF	90	93:7
12	29	21 (5)	THF	Quant.	92:8
13	30	21 (5)	THF	96	92:8
14	31	21 (5)	THF	95	90:10
15	32	21 (5)	THF	83	90:10
16 ^(c)	28	21 (5)	THF	(95)	95:5

Table 1: a. Yield determined by ¹H NMR analysis relative to internal standard 1,3,5-trimethoxybenzene (isolated yield in parentheses). b. er measured by HPLC analysis on a chiral stationary phase. c. Performed at 0 °C.

Scope of the Developed Process with Symmetrical Thioureas

With optimised conditions for the generation of model heterocycle **33** developed, the scope and limitations of this process were investigated through variation of the N-aryl substituents within the thiourea and the β-substituent within a range of α,β-unsaturated esters (Scheme 3). Using β-trifluoromethyl α,β-unsaturated PFP ester **28** as standard, the incorporation of 4-F₃CC₆H₄ substituents within the bis-N-arylthiourea led to reduced product conversion at 0 °C, but at RT gave **35** in 79% yield with excellent enantioselectivity (95:5 er). The incorporation of strongly electron-withdrawing 4-O₂NC₆H₄ and 4-NCC₆H₄ N-aryl substituents within the thiourea showed similar reactivity to that of the model substrate, giving products **36** and **37** in excellent yields (95% and 83%) and enantioselectivity (98:2

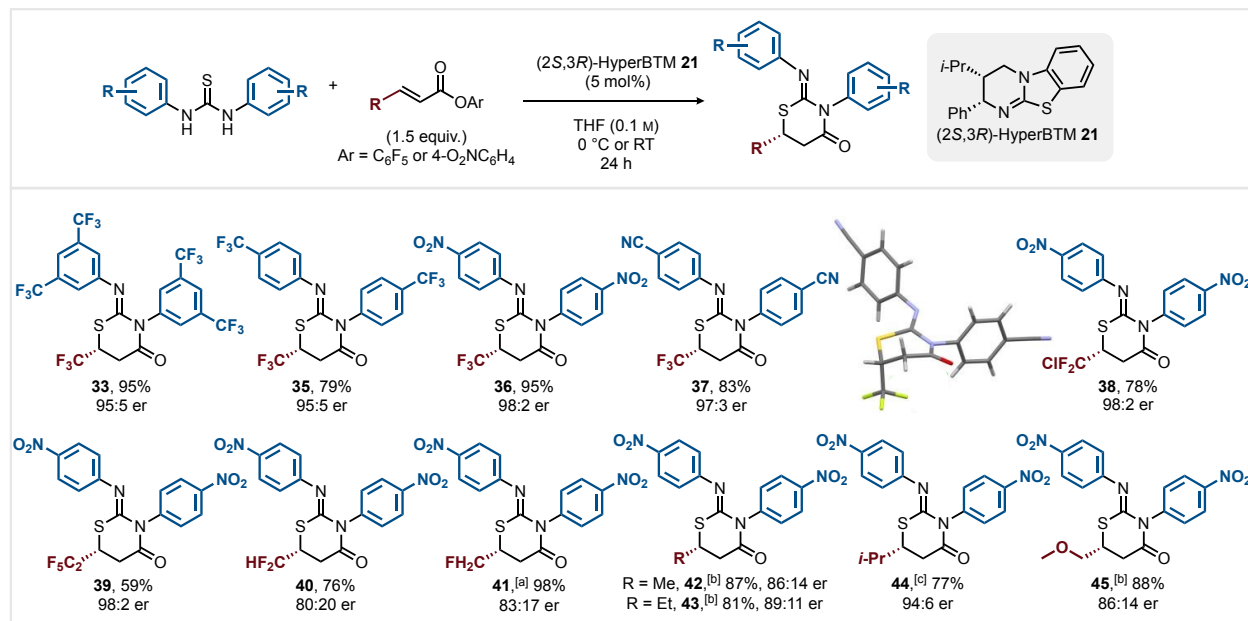
er and 97:3 er respectively). The absolute configuration within (6*R*,*Z*)-**37** was confirmed by single crystal X-ray analysis, with the configuration within all other products assigned by analogy.^[19] Further work probed the scope of the α,β-unsaturated ester Michael acceptors using bis-4-O₂NC₆H₄ substituted thiourea. The incorporation of perhalogenated β-CF₂Cl- and perfluoroethyl β-substituents gave products **38** and **39** in good yield (78% and 59%) with excellent enantioselectivity (both 98:2 er).^[20] While β-CF₂H and β-CH₂F substituents within the ester were tolerated giving products **40** and **41** respectively, reduced enantioselectivity was observed in both cases (80:20 er and 83:17 er respectively). To further test this methodology the use of β-alkyl substituted esters was probed as these generally show moderate reactivity in reactions involving the corresponding α,β-unsaturated acyl ammonium species. In this context, **42-45** were generated in excellent yields and promising enantioselectivity (86:14 er to 94:6 er) although these reactions were carried out at room temperature and required higher catalyst loadings (20 – 30 mol%). Unfortunately the use of β-aryl substituted PFP esters (β-aryl = Ph, 4-NO₂C₆H₄) were unreactive in this process using bis-4-O₂NC₆H₄ substituted thiourea and represent a limitation of this methodology.

Application to unsymmetrical thio- and selenoureas:

Further work extended this process to the use of *unsymmetrical* thio- and selenoureas (Scheme 4). In principle these starting materials could lead to the formation of regioisomeric products, and so to bias regioselectivity variation in the electronic properties of the nitrogen substituents was used to dictate reactivity. Initial studies considered the utility of a range of thioureas bearing electronically distinct N-substituents with PFP ester **28** (Scheme 4A). In each case a single regioisomeric product was observed but with varying levels of enantioselectivity. Reaction to generate **46** required 20 mol% catalyst and 48 h at RT to reach completion, giving **46** in 77% yield but in racemic form. Replacing the *N*-4-nitrophenyl substituent with an *N*-tosyl substituent led to improved reactivity, giving **47** in high yield (88%) using 5 mol% catalyst at 0 °C but with moderate enantioselectivity (67:33 er). Using an *N*-benzyl substituted derivative gave **48** in 98% yield with improved enantioselectivity (78:22 er), while *N*-aryl variants gave **49-51** in high yields (79 to 91%) and good enantioselectivity (88:12 to 91:9 er). Variation within the electron-withdrawing substituents was also tolerated, with *N*-4-methoxybenzenesulfonyl and *N*-trifluoroacetyl variants giving **52** and **53** with high enantioselectivity (91:9 er and 96:4 er). As a further test, it was postulated that regioselectivity could be achieved through a steric bias within two electron-withdrawing N-aryl substituents. Using the sterically demanding *N*-2,4,6-trichlorophenyl substituent to disfavour cyclisation led to a single regioisomer of **54** in excellent yield (92%) with excellent enantioselectivity (98:2 er). The constitution of **46** and **54** were confirmed by ¹H-¹⁵N HMBC (see SI for further information).



ARTICLE



Scheme 3: All yields are isolated; All er ratios determined by HPLC analysis on a chiral stationary phase; [a] 10 mol% **21** used at 0 °C; [b] 20 mol% **21** used at RT; [c] 30 mol% **21** used at RT.

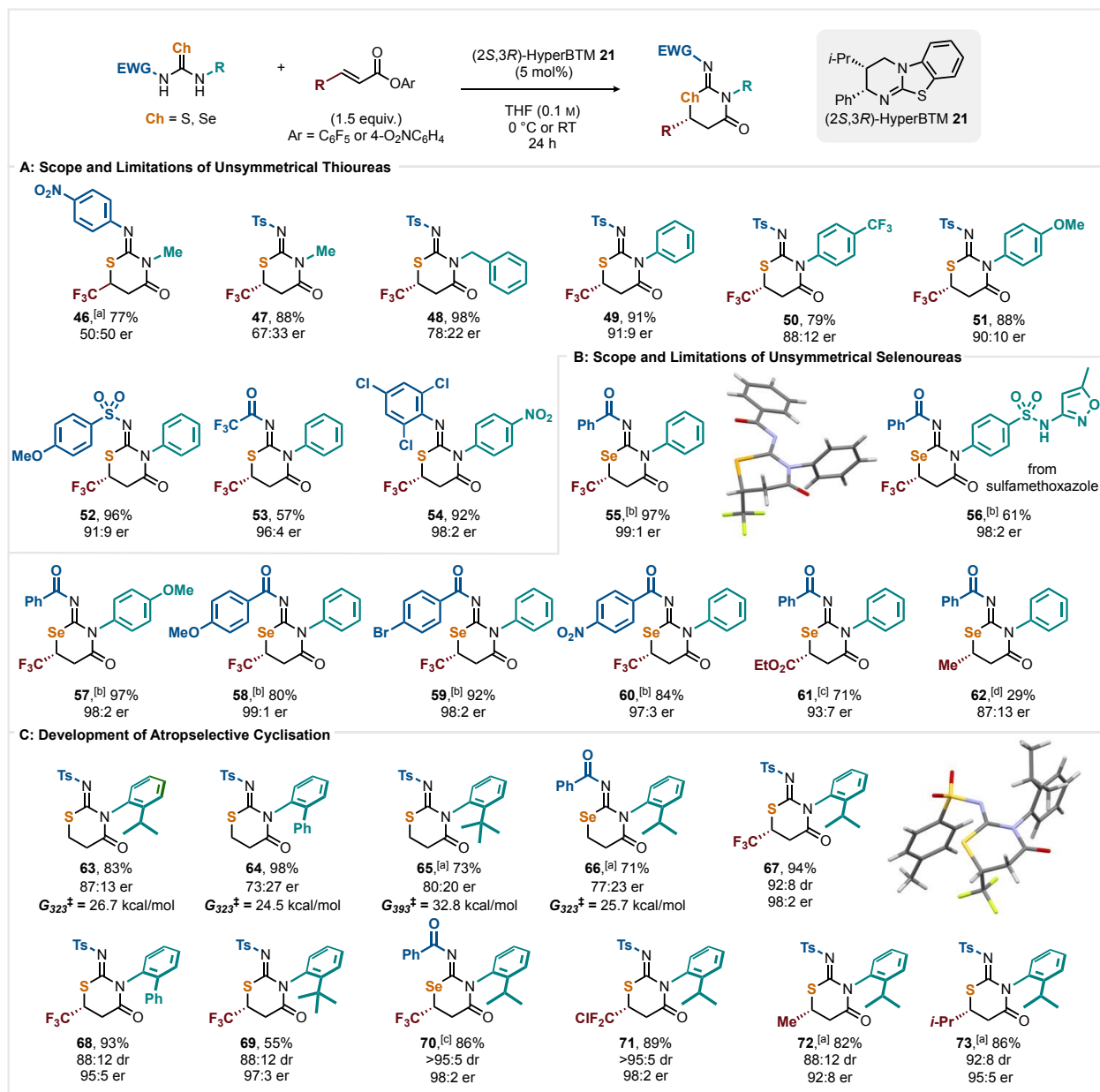
Subsequent work extended this process to the use of unsymmetrical selenoureas to give iminoselenazinanones (Scheme 4B). Pleasingly, *N*-Bz, *N*-Ph-substituted selenourea led to **55** in excellent yield and enantioselectivity (97%, 99:1 er). In this series, alternative *N*-aryl substitution was investigated, with the incorporation of the antibiotic sulfamethoxazole within a selenourea giving **56** in good yield (61%) with excellent 98:2 er. 4-MeOC₆H₄ substitution gave **57** with excellent yield (97%) and enantioselectivity (98:2 er). Variation within the *N*-benzoyl substitution was also well tolerated, with 4-MeOC₆H₄, 4-BrC₆H₄, and 4-O₂NC₆H₄ substituents giving products **58**, **59**, and **60** respectively in high yields (80 to 92%) and excellent enantioselectivity (97:3 to 99:1 er). To demonstrate that the selenoureas were reactive with alternative Michael acceptors, two representative examples were chosen. Reaction with ethyl ester substituted Michael acceptor at RT gave product **61** in 71% yield with high enantioselectivity (93:7 er). The reactivity of selenoureas was pushed to a limit with the β-methyl substituted Michael acceptor with the use of 30 mol% **21** at RT for 48 h giving **62** in low 29% yield (87:13 er) and so represents a limit of this methodology. Further work investigated the use of thioureas and a selenourea bearing *ortho*-substituted aryl substituents to give atropisomeric products (Scheme 4C). Initial studies showed that chalcogenoureas bearing an *ortho*-substituted

aryl substituent give atropisomeric products **63–66** upon treatment with pentafluorophenyl acrylate and HyperBTM. Although the isolated yields of products **63–66** were good to excellent (71 to 98%), the enantioselectivities were only moderate (73:27 er to 87:13 er). The configurational stability of **63–66** was determined as described by Armstrong,^[21] with increasing barriers to rotation observed with increased steric hindrance of the 2-aryl substituent (Ph < *i*-Pr < *t*-Bu), and with Se-containing **66** possessing a lower barrier than its sulfur analogue. Intrigued by these observations, application to products containing both a stereogenic centre and a stereogenic axis were investigated. Using the previously developed conditions, treatment of a thiourea bearing an *ortho*-*iso*-propyl substituent with PFP ester **28** and HyperBTM gave **67** in excellent yield (94%) and stereoselectivity (92:8 dr, 98:2 er). Similarly, thioureas bearing *ortho*-phenyl and *ortho*-*tert*-butyl substituents gave the corresponding products **68** and **69** with excellent stereoselectivity. Using a selenourea bearing an *ortho*-*iso*-propyl substituent gave **70** in 86% yield and excellent stereoselectivity (>95:5 dr, 98:2 er). The generality of the enantio- and atropselective methodology was further investigated by reaction of an *ortho*-*iso*-propyl substituted thiourea with three alternative β-substituted α,β-unsaturated esters. CF₂Cl substitution gave **71** in excellent yield (89%) and stereoselectivity (>95:5 dr, 98:2 er), while



pleasingly β -alkyl substituted Michael acceptors were also tolerated, giving **72** and **73** with high yields (82% and 86%) and stereoselectivity (88:12 dr, 92:8 er and 92:8 dr, 95:5 er). The absolute configuration of (6*R*,*R*_a,*Z*)-**67** was confirmed by single crystal X-ray crystallography, with the relative configuration within **72** confirmed by ¹H NOESY NMR analysis (see SI section 13 for further information). The configuration within all other products was assigned by analogy.





Scheme 4: All yields are isolated; All er ratios determined by HPLC analysis on a chiral stationary phase; [a] 20 mol% **21** used at RT; [b] 10 mol% **21** used at 0 °C; [c] 10 mol% **21** used at RT; [d] 30 mol% **21** used at RT.

ARTICLE

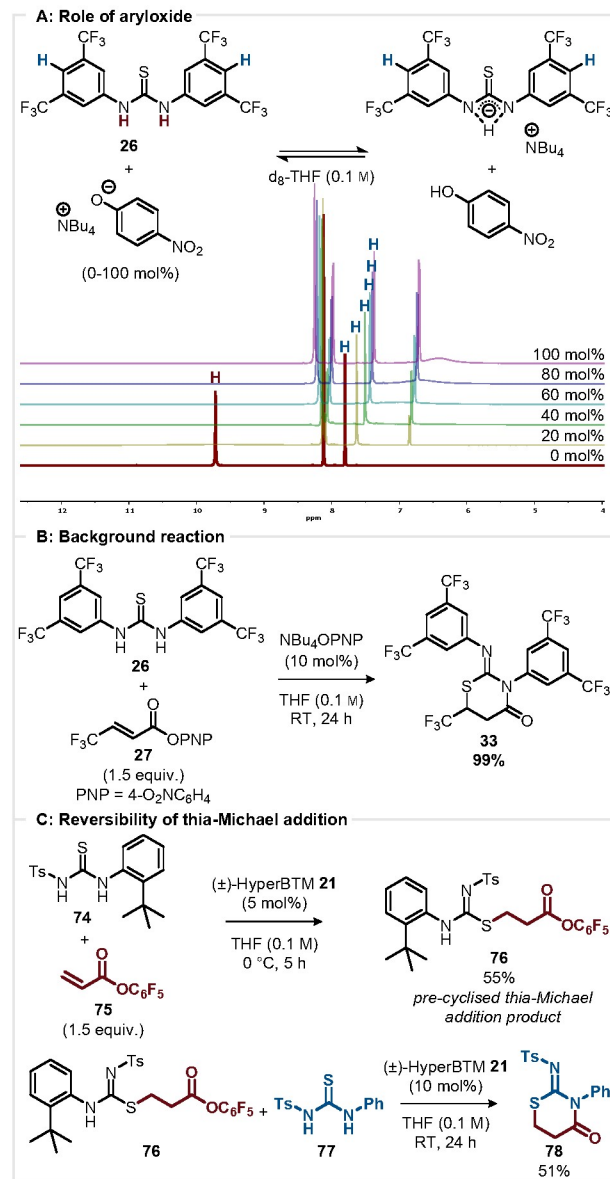
Mechanistic Analysis and Control Studies

1. Role of aryloxide:

Subsequent studies considered the role of aryloxide liberated upon catalyst acylation and its ability to promote thia-Michael addition through thiourea activation by deprotonation. Following the method described by Yatsimirsky, the feasibility of this deprotonation process was interrogated by NMR titration.^[22] Schreiner's thiourea **26** was titrated with NBu₄OPNP in d₈-THF (0.1 M) (Scheme 5A). Upon addition of only 20 mol% of NBu₄OPNP the NH proton resonance (H, δ_{H} = 9.7 ppm) disappeared which is indicative of deprotonation.^[22] This is consistent with the reported pK_a of **26** (pK_a 8.5 in DMSO) and 4-nitrophenol (pK_a 10.8 in DMSO).^[17] As the concentration of NBu₄OPNP was incrementally increased (to 100 mol%), the C(4)-*ortho* proton signal (H) experienced a significant upfield shift (from δ_{H} = 7.8 ppm to δ_{H} = 7.4 ppm) consistent with the equilibrium shifting towards the deprotonated thiourea. This titration suggests that under the reaction conditions the thiourea is likely to be deprotonated by a catalytically liberated aryloxide. Further work considered if this deprotonation could promote a racemic background reaction to generate **33**. In the absence of any isothiurea catalyst or base, no conversion to **33** was observed, but on addition of 10 mol% NBu₄OPNP the product **33** was formed in 99% yield by ¹H NMR analysis (Scheme 5B). While this experiment does not give quantitative data regarding the rate of the background reaction compared to the isothiurea catalysed reaction, it highlights the benefit of the aryloxide base being generated catalytically and in proximity to the proposed α,β -unsaturated acyl ammonium intermediate. Further titration studies (see SI section 15 for further information) indicate that the thiourea does not hydrogen bond and activate the ester carbonyl group.

2. Reversibility of Thia-Michael Addition

The potential reversibility of the proposed S- or Se-conjugate addition was next probed. The reaction of thiourea **74** and pentafluorophenyl acrylate **75** was stopped after 5 h, giving pre-cyclised thia-Michael addition product **76** in 55% yield. In this case, the *tert*-butyl substituent presumably hinders cyclisation, allowing aryloxide catalyst turnover (Scheme 5C). To investigate the potential reversibility of the thia-Michael addition, **76** was reacted with (\pm)-HyperBTM **21** and thiourea **77**, giving crossover product **78** in 51% isolated yield. The formation of **78** indicates that thia-Michael addition is reversible under the reaction conditions, similar to the mechanism proposed by Matsubara (Scheme 1B).^[9]



Scheme 5: A) Determining role of aryloxide by ¹H NMR titration. B) Aryloxide catalysed racemic background reaction. C) Probing reversibility of the thia-Michael addition by crossover experiment.

Computational Analysis and Proposed Mechanism:

Based upon these observations a catalytic cycle for this process can be outlined, with the origins of stereocontrol probed by DFT calculations performed at the M06-

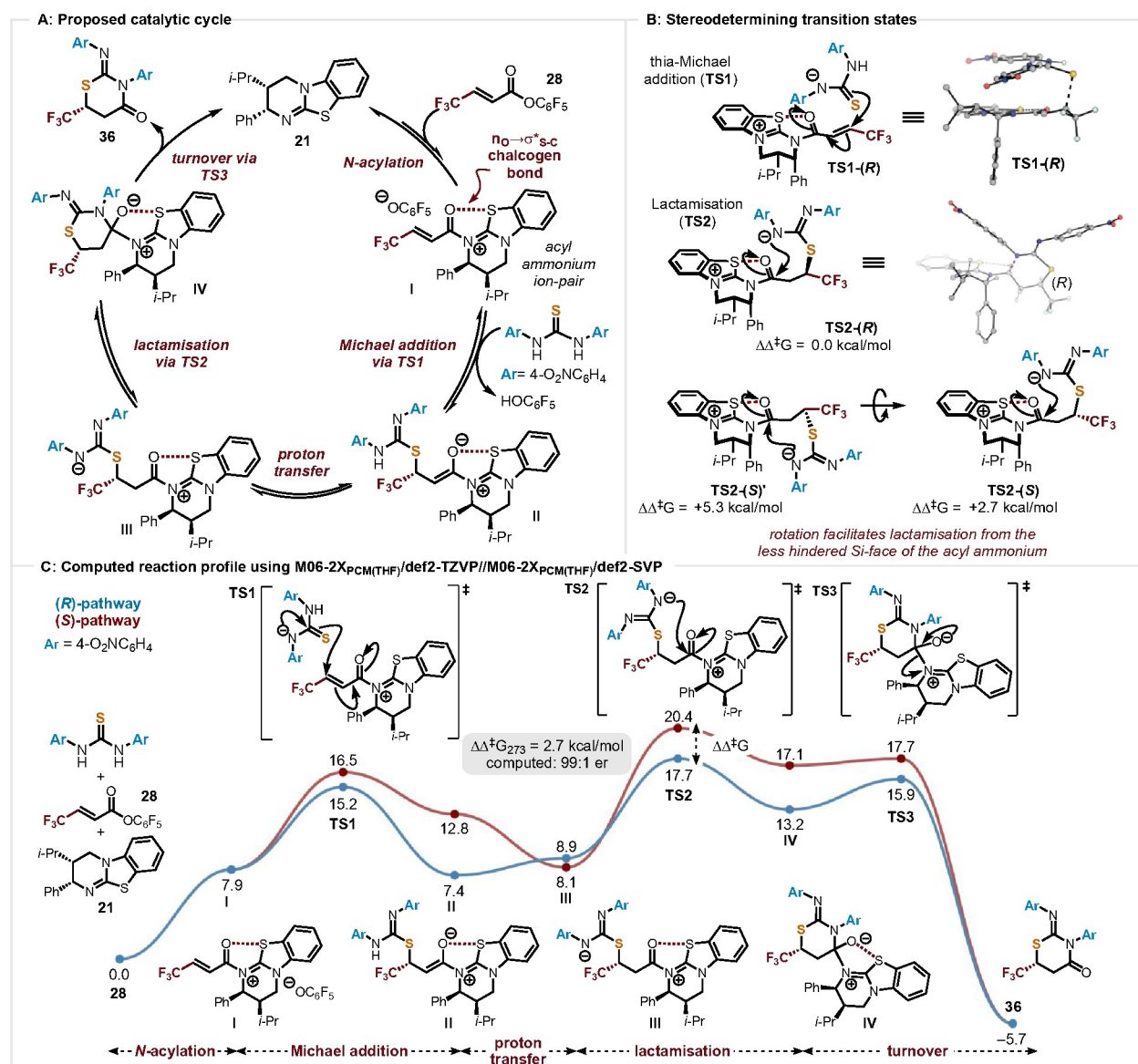


ARTICLE

Journal Name

$2X_{\text{SMD(THF)}}/\text{def2-TZVP}/\text{M06-}2X_{\text{SMD(THF)}}/\text{def2-SVP}$ level of theory using Gaussian16 (Scheme 6). Using the symmetric bis-4- $\text{O}_2\text{NC}_6\text{H}_4$ substituted thiourea and PFP ester **28** as a model, *N*-acylation of the PFP ester **28** by the Lewis base (2*R*,3*S*)-HyperBTM **21** generates the corresponding acyl ammonium ion pair **I** with a stabilising 1,5- $\text{O} \cdots \text{S}$ chalcogen bonding interaction ($n_{\text{O}} \rightarrow \sigma^*_{\text{S-C}}$, $E^{(2)} = 6.0$ kcal/mol, described by NBO second-order perturbation analysis).^[23-32]

This ensures coplanarity between the 1,5- O - and S -atoms and provides a conformational bias.^[26] Deprotonation of the thiourea promotes thia-Michael addition *via* **TS1** to give **II**. Subsequent proton transfer gives **III**, with intramolecular cyclisation *via* **TS2** generating **IV**. Catalyst release is promoted by collapse of the tetrahedral intermediate **IV** *via* **TS3** generating the heterocyclic product **36** in high enantioselectivity (Scheme 6A).



Scheme 6: A) Proposed catalytic cycle. B) DFT analysis of the stereodetermining transition state. C) Computed reaction profile leading to enantiomeric products. M06-2X_{SMD(THF)}/def2-TZVP//M06-2X_{SMD(THF)}/def2-SVP Gibbs free energies (ΔG_{273}) shown in kcal/mol.

Stereoselectivity in the initial Michael addition considered the anionic thiourea nucleophile approaching either the *Re*- or *Si*-

face of acyl ammonium intermediate **I** (Scheme 6B and 6C). Approach to the *Si*-face is hindered by the stereodirecting



phenyl group within (2*S*,3*R*)-HyperBTM leading to favoured addition to the *Re*-face (**TS1**, $\Delta\Delta^\ddagger G_{273} = 1.3$ kcal/mol; 92:8 er (*R*)). After proton transfer, the pendant nitrogen nucleophile can initiate lactamisation (**TS2**) to generate the tetrahedral cyclised product adduct, before catalyst turnover (**TS3**) to generate the product. These diastereomeric lactamisation transition states (**TS2**) were computed to be higher in energy than the thia-Michael addition transition states, **TS1** (2.5 kcal/mol higher for the (*R*)-pathway), due to the geometric constraints of ring-closure. While the stereogenic centre is formed in the Michael addition (**TS1**), computation suggested that the observed enantioselectivity arises from the energetic difference between the higher energy lactamisation transition states (**TS2**). Turnover of the catalyst (**TS3**) is strongly exergonic and proceeds through a lower energy transition state compared to **TS2**. Every step of the reaction (Scheme 6C) was computed to be reversible up until catalyst turnover (**TS3**), in agreement with the experimentally observed crossover and retro-Michael addition in Scheme 5C. Lactamisation (**TS2**) was computed to be enantiodetermining with the favoured (*R*)-pathway proceeding through nucleophilic addition from the less hindered *Si*-face of the acyl ammonium. The disfavoured (*S*)-pathway is initially positioned to lactamise from the hindered *Re*-face of the acyl ammonium (**TS2-(S)'**, $\Delta\Delta^\ddagger G_{273} = +5.3$ kcal/mol). However, rotation allows lactamisation from the less hindered *Si*-face (**TS2-(S)**, $\Delta\Delta^\ddagger G_{273} = +2.7$ kcal/mol).

Conclusion

In conclusion, a range of symmetrical and unsymmetrical thioureas and selenoureas can be utilised in an isothioureacatalysed protocol to generate iminothia- and iminoselenazinanone heterocycles with high enantioselectivity (up to 99:1 er). Notably, unsymmetrical thio- and selenoureas containing *ortho*-substituted *N*-aryl substituents generate atropisomeric products. This allows the generation of iminothia- and iminoselenazinanone heterocyclic products containing both point and axially chiral stereogenic elements with excellent stereocontrol (up to >95:5 dr and 98:2 er) for the first time. Mechanistic investigations indicate that catalytically liberated aryloxide can deprotonate an electron-deficient thiourea, while a crossover experiment indicates the reversibility of the thia-Michael addition. Extensive computational analysis has identified the factors leading to enantioselectivity within this process, with stereocontrol shown to arise from the lactamisation step within the catalytic cycle.

Acknowledgements

We acknowledge the EaStCAT Centre for Doctoral Training (AJN, ASG) for funding. ADS thanks the EPSRC Programme Grant "Boron: Beyond the Reagent" (EP/W007517) for support. MB thanks EaStCHEM and the School of Chemistry for support. Computations were performed on a local HPC cluster

maintained by Dr H. Früchtl. To meet institutional and research funder open access requirements, any accepted manuscript arising shall be open access under a Creative Commons Attribution (CC BY) reuse licence with zero embargo.

Conflict of Interests

The authors declare no conflict of interest.

Data Availability Statement

All data (experimental procedures, characterisation data and cartesian coordinates for all DFT calculations) that support the findings of this study are available within the article and its supplementary information. The research data supporting this publication can be accessed from "Isothiourea Catalysed Enantioselective Generation of Point and Axially Chiral Iminothia- and Iminoselenazinanones". Pure ID: 314763684. University of St Andrews Research Portal "PURE". [<https://doi.org/10.17630/3ffd33a9-50ae-441d-bd88-6a3343351c63>].

Author Contributions – using CRediT

Alastair J. Nimmo – conceptualization, investigation, writing. Alister S. Goodfellow – formal analysis, investigation writing- review and editing. Jacob T. Guntley – investigation. Aidan P. McKay, David. B. Cordes, investigation (X-ray analysis). Michael Bühl – investigation, funding acquisition, writing- review and editing. Andrew D. Smith – conceptualization, funding acquisition, project administration writing- review and editing.

Conflicts of interest

There are no conflicts to declare.

Notes and references

- 1 V. B. Birman and X. Li, *Org. Lett.*, **2006**, 8, 1351-1354.
- 2 For reviews see a) J. Merad, J.-M. Pons, O. Chuzel and C. Bressy, *Eur. J. Org. Chem.*, **2016**, 2016, 5589-5610; b) J. E. Taylor, S. D. Bull and J. M. J. Williams, *Chem. Soc. Rev.*, **2012**, 41, 2109-2121; c) V. B. Birman, *Aldrichimica Acta*, **2016**, 49, 23-41.
- 3 For reviews see a) S. Vellalath and D. Romo, *Angew. Chem. Int. Ed.*, **2016**, 55, 13934-13943; b) J. Bitai, M. T. Westwood and A. D. Smith, *Org. Biomol. Chem.*, **2021**, 19, 2366-2384.
- 4 For reviews see a) L. C. Morrill and A. D. Smith, *Chem. Soc. Rev.*, **2014**, 43, 6214-6226; b) C. McLaughlin and A. D. Smith, *Chem. Eur. J.*, **2021**, 27, 1533-1555.
- 5 a) L. S. Vogl, P. Mayer, R. Robiette, and M. Waser, *Angew. Chem. Int. Ed.*, **2024**, 63, e202315345; b) M. Piringer, M. Hofer, L. S. Vogl, P. Mayer, and M. Waser, *Adv. Synth. Catal.*, **2024**, 366, 2115-2122.
- 6 a) C. I. Sheppard, J. L. Taylor, and S. L. Wiskur, *Org. Lett.*, **2011**, 13, 3794-3797; b) R. W. Cark, T. M. Deaton, Y. Zhang, M. I. Moore, and S. L. Wiskur, *Org. Lett.*, **2013**, 15, 6132-6135; c) T. Zhang, B. K. Redden, and S. L. Wiskur, *Eur. J. Org. Chem.*, **2019**, 30, 4827-4831; d) L. Wang, R. K. Akhani, and S. L. Wiskur, *Org.*



- Lett.*, **2015**, 17, 2408-2411; e) T. Hu, Y. Zhang, W. Wang, Q. Li, L. Huang, J. Gao, Y. Kuang, C. Zhao, S. Zhou, Z. Su and Z. Song, *J. Am. Chem. Soc.*, **2024**, 146, 23092-23102.
- 7 a) A. Matviitsuk, M. D. Greenhalgh, D.-J. B. Antúnez, A. M. Z. Slawin and A. D. Smith, *Angew. Chem. Int. Ed.*, **2017**, 56, 12282-12287; b) E. R. T. Robinson, D. M. Walden, C. Fallan, M. D. Greenhalgh, P. H.-Y. Cheong and A. D. Smith, *Chem. Sci.*, **2016**, 7, 6919-6927; c) G. Liu, M. E. Shirley, K. N. Van, R. L. McFarlin and D. Romo, *Nature Chem.*, **2013**, 5, 1049-1057; d) E. R. T. Robinson, C. Fallan, C. Simal, A. M. Z. Slawin, and A. D. Smith, *Chem. Sci.*, **2013**, 4, 2193-2200; e) A. Matviitsuk, J. E. Taylor, D. B. Cordes, A. M. Z. Slawin, and A. D. Smith, *Chem. Eur. J.*, **2016**, 22, 17748-17757; f) E. R. T. Robinson, A. B. Frost, P. Elías-Rodríguez, and A. D. Smith, *Synthesis*, **2017**, 49, 409-423.
 - 8 Y. Fukata, K. Asano and S. Matsubara, *J. Am. Chem. Soc.*, **2015**, 137, 5320-5323.
 - 9 Y. Fukata, K. Yao, R. Miyaji, K. Asano and S. Matsubara, *J. Org. Chem.*, **2017**, 82, 12655-12668.
 - 10 N. A. Ahlemeyer and V. B. Birman, *Org. Lett.*, **2016**, 18, 3454-3457.
 - 11 J. E. Lapetaje, C. M. Young, C. Shu and A. D. Smith, *Chem. Commun.*, **2022**, 58, 6886-6889.
 - 12 For selected review articles, see: a) E. Kumarasamy, R. Raghunathan, M. P. Sibi, J. Sivaguru, *Chem. Rev.* **2015**, 115, 11239-11300; b) B. Zilate, A. Castrogiovanni, C. Sparr, *ACS Catal.* **2018**, 8, 2981-2988; c) V. Corti, G. Bertuzzi, *Synthesis* **2020**, 52, 2450-2468; d) T.-Z. Li, S.-J. Liu, W. Tan, F. Shi, *Chem. Eur. J.* **2020**, 26, 15779-15792; e) J. K. Cheng, S.-H. Xiang, S. Li, L. Ye, B. Tan, *Chem. Rev.* **2021**, 121, 4805-4902; f) R. Song, Y. Xie, Z. Jin, Y. R. Chi, *Angew. Chem. Int. Ed.* **2021**, 60, 26026-26037; g) G. Hedouin, S. Hazra, F. Gallou, S. Handa, *ACS Catal.* **2022**, 12, 4918-4937; h) X. Zhang, K. Zhao, Z. Gu, *Acc. Chem. Res.* **2022**, 55, 1620-1633; i) O. F. B. Watts, J. Berreur, B. S. L. Collins, J. Clayden, *Acc. Chem. Res.* **2022**, 55, 3362-3375.
 - 13 For selected reviews on C–N atropisomerism, see: a) I. Takahashi, Y. Suzuki, O. Kitagawa, *Org. Prep. Proced. Int.* **2014**, 46, 1-23; b) J. Frey, S. Choppin, F. Colobert, J. Wencel-Delord, *Chimia*, **2020**, 74, 883-889; c) O. Kitagawa, *Acc. Chem. Res.* **2021**, 54, 719-730; d) Y.-J. Wu, G. Liao, B.-F. Shi, *Green Synth. Catal.* **2022**, 3, 117-136; e) P. Rodríguez-Salamanca, R. Fernández, V. Hornillos, J. M. Lassaletta, *Chem. Eur. J.* **2022**, 28, e202104442; f) J. S. Sweet, P. C. Knipe, *Synthesis* **2022**, 54, 2119-2132; g) G.-J. Mei, W. L. Koay, C.-Y. Guan, Y. Lu, *Chem.* **2022**, 8, 1855-1893; h) X. Xiao, B. Chen, Y.-P. Yao, H.-J. Zhou, X. Wang, N.-Z. Wang, F.-E. Chen, *Molecules*, **2022**, 27, 6583; A. D. G. Campbell, R. J. Armstrong, *Synthesis*, **2023**, 55, 2427-2438.
 - 14 T. Li, C. Mou, P. Qi, X. Peng, S. Jiang, G. Hao, W. Xue, S. Yang, L. Hao, Y. R. Chi and Z. Jin, *Angew. Chem. Int. Ed.*, **2021**, 60, 9362-9367.
 - 15 a) J. Wu, C. M. Young, A. A. Watts, A. M. Z. Slawin, G. R. Boyce, M. Bühl and A. D. Smith, *Org. Lett.*, **2022**, 24, 4040-4045; b) J. Bitai, A. J. Nimmo, A. M. Z. Slawin and A. D. Smith, *Angew. Chem. Int. Ed.*, **2022**, 61, e202202621; c) M. D. Greenhalgh, S. Qu, A. M. Z. Slawin and A. D. Smith, *Chem. Sci.*, **2018**, 9, 4909-4918; d) D. Yuan, A. S. Goodfellow, K. Kasten, Z. Duan, T. Kang, D. B. Cordes, A. P. McKay, M. Bühl, G. R. Boyce and A. D. Smith, *Chem. Sci.*, **2023**, 14, 14146-14156.
 - 16 C. McLaughlin, A. M. Z. Slawin and A. D. Smith, *Angew. Chem. Int. Ed.*, **2019**, 58, 15111-15119.
 - 17 G. Jakab, C. Tancon, Z. Zhang, K. M. Lippert and P. R. Schreiner, *Org. Lett.*, **2012**, 14, 1724-1727.
 - 18 a) A. Kütt, V. Movchun, T. Rodima, T. Dansauer, E. B. Rusanov, I. Leito, I. Kaljurand, J. Koppel, V. Pihl, I. Koppel, G. Ovsjannikov, L. Toom, M. Mishima, M. Medebielle, E. Lork, G.-V. Röschenthaler, I. A. Koppel and A. A. Kolomeitsev, *J. Org. Chem.*, **2008**, 73, 2607-2620; b) S. Espinosa, E. Bosch and M. Roses, *J. Chromatogr. A*, **2002**, 964, 55-66; c) J. Han and F. M. Tao, *J. Phys. Chem. A*, **2006**, 110, 257-263.
 - 19 Crystallographic data for compounds **37**, **55** and **67** have been deposited with the Cambridge Crystallographic Data Centre under deposition numbers 2410987, 2410988 and 2410989 respectively.
 - 20 In the perfluoroethyl case a regioisomeric product was isolated in 10% yield as a racemate. For further information and structural assignment see SI section 10.
 - 21 J.-P. Heeb, J. Clayden, M. D. Smith and R. J. Armstrong, *Nat. Protoc.*, **2023**, 18, 2745-2771.
 - 22 C. Pérez-Casas and A. K. Yatsimirsky, *J. Org. Chem.*, **2008**, 73, 2275-2284.
 - 23 V. B. Birman, X. Li and Z. Han, *Org. Lett.*, **2007**, 9, 37-40.
 - 24 P. Liu, X. Yang, V. B. Birman and K. N. Houk, *Org. Lett.*, **2012**, 14, 3288-3291.
 - 25 M. E. Abbasov, B. M. Hudson, D. J. Tantillo and D. Romo, *J. Am. Chem. Soc.*, **2014**, 136, 4492-4495.
 - 26 E. R. T. Robinson, D. M. Walden, C. Fallan, M. D. Greenhalgh, P. H.-Y. Cheong and A. D. Smith, *Chem. Sci.*, **2016**, 7, 6919-6927.
 - 27 M. D. Greenhalgh, S. M. Smith, D. M. Walden, J. E. Taylor, Z. Brice, E. R. T. Robinson, C. Fallan, D. B. Cordes, A. M. Z. Slawin, H. C. Richardson, M. A. Grove, P. H.-Y. Cheong and A. D. Smith, *Angew. Chem. Int. Ed.*, **2018**, 57, 3200-3206.
 - 28 C. M. Young, A. Elmi, D. J. Pascoe, R. K. Morris, C. McLaughlin, A. M. Woods, A. B. Frost, A. de la Houpliere, K. B. Ling, T. K. Smith, A. M. Z. Slawin, P. H. Willoughby, S. L. Cockcroft and A. D. Smith, *Angew. Chem. Int. Ed.*, **2020**, 59, 3705-3710.
 - 29 Y. Nagao, S. Miyamoto, M. Miyamoto, H. Takeshige, K. Hayashi, S. Sano, M. Shiro, K. Yamaguchi and Y. Sei, *J. Am. Chem. Soc.*, **2006**, 128, 9722-9729.
 - 30 B. R. Beno, K.-S. Yeung, M. D. Bartberger, L. D. Pennington and N. A. Meanwell, *J. Med. Chem.*, **2015**, 58, 4383-4438.
 - 31 D. J. Pascoe, K. B. Ling and S. L. Cockcroft, *J. Am. Chem. Soc.*, **2017**, 139, 15160-15167.
 - 32 For a selection of other enantioselective processes that involve chalcogen bonding interactions see a) M. Breugst and J. J. Koenig, *Eur. J. Org. Chem.*, **2020**, 2020, 5473-5487; b) A. J. Mukherjee, S. S. Zade, H. B. Singh and R. B. Sunoj, *Chem. Rev.*, **2010**, 110, 4357-4416; c) K.-i. Fujita, M. Iwaoka and S. Tomoda, *Chem. Lett.*, **2006**, 23, 923-926; d) K.-i. Fujita, K. Murata, M. Iwaoka and S. Tomoda, *J. Chem. Soc., Chem. Commun.*, **1995**, 1995, 1641-1642; e) K.-i. Fujita, K. Murata, M. Iwaoka and S. Tomoda, *Tetrahedron Lett.*, **1995**, 36, 5219-5222; f) T. Wirth, *Angew. Chem. Int. Ed.*, **1995**, 34, 1726-1728; g) C. Bleiholder, R. Gleiter, D. B. Werz and H. Köppel, *Inorg. Chem.*, **2007**, 46, 2249-2260; h) S. Kolb, G. A. Oliver and D. B. Werz, *Angew. Chem. Int. Ed.*, **2020**, 59, 22306-22310; i) S. Benz, J. López-Andarias, J. Mareda, N. Sakai and S. Matile, *Angew. Chem. Int. Ed.*, **2017**, 56, 812-815; j) P. Wöner, L. Vogel, M. Düser, L. Gomes, F. Kniep, B. Mallick, D. B. Werz and S. M. Huber, *Angew. Chem. Int. Ed.*, **2017**, 56, 12009-12012; k) W. Wang, H. Zhu, S. Liu, Z. Zhao, L. Zhang, J. Hao and Y. Wang, *J. Am. Chem. Soc.*, **2019**, 141, 9175-9179.



All data (experimental procedures, characterisation data and cartesian coordinates for all DFT calculations) that support the findings of this study are available within the article and its supplementary information. The research data supporting this publication can be accessed from "Isothiourea Catalysed Enantioselective Generation of Point and Axially Chiral Iminothia- and Iminoselenazinanones". Pure ID: 314763684. University of St Andrews Research Portal "PURE". [<https://doi.org/10.17630/3ffd33a9-50ae-441d-bd88-6a3343351c63>].

